


Rubber Cord

2



Thermoset rubber cord products have evolved over the last 50 years from simple and unsophisticated to a product line where specialized, technologically advanced products are in demand for exacting commercial and industrial applications.

No longer are rubber cord products used only in applications where flexibility is needed; today typical applications require cord to perform well in environments of extreme heat and cold and on job sites and factory floors where resistance to oil, chemicals and abrasion is mandatory.

General Cable's role, as the producer of the premiere Carol® Brand rubber cord products, is to ensure that new product development, product innovation and quality not only keep pace with industry requirements but also set the trends.

Our rubber cord products carry a full range of listings and certifications with Underwriters Laboratories, Inc. and the Canadian Standard Association. In addition, many products meet or exceed the requirements of OSHA, MSHA and other relevant industry standards.

Carol Brand is simply the most accepted in the industry, having proven itself on the job time after time. Our rubber cord line is the most comprehensive in the industry, ensuring that the proper Carol product can always be specified.

Index	Page
Super Vu-Tron® Supreme Types SJOOW/SOOW with GenClean® Jacket	9
Super Vu-Tron® III Types SJOOW/SOOW	10
Carolprene® Jacketed Types SOOW/SJOOW	11
Carolprene® Jacketed Type SOOW	12
Carolprene® with 17 FREE® Jacketed Type SOOW	13
Carolprene® Jacketed Type SJOOW	14
Carolprene® with 17 FREE® Jacketed Type SJOOW	15
Carolprene® Jacketed Type SOOW, Non-UL	16
Super Vu-Tron® Type SO	17
Type SJ	18
Carolprene® Type SVO	19
Super Vu-Tron® Multi-Conductor Type SOOW	20-21

Super Vu-Tron® Multi-Conductor Type S00W

90°C, 600 Volt, UL/CSA Portable Cord

Product Construction:

Conductors:

- 14 through 10 AWG fully annealed stranded bare copper

Insulation:

- Premium-grade, color-coded 90°C EPDM
- Color code: See chart below

Jacket:

- Super Vu-Tron® 90°C, black
- Temperature range: -40°C to +90°C

Jacket Marking:

- CAROL SUPER VU-TRON® (SIZE) (mm²) 90°C (UL) WATER RESISTANT S00W CSA (-40°C) FT2 P-7K-123033 MSHA 600 VOLT ROHS MADE IN USA

Applications:

- Control circuits
- Tools
- Heavy industrial, processing and construction equipment

Features:

- Extra-flexible stranding
- Abrasion-resistant
- Resists oils and solvents
- Flame-resistant
- Ozone-resistant
- 90°C rated conductors and jacket
- Water-resistant*
- UL Listed and CSA Certified for indoor and outdoor use
- Ozone-, sunlight (UV)- and weather-resistant

Industry Approvals:

- UL Flexible Cord - UL 62
- CSA Flexible Cord - C22.2-49
- MSHA Approved
- RoHS Compliant

Packaging:

- 5- through 8-conductor available on 250' (76.2 m), 500' (152.4 m), and 1000' (304.8 m) reels
- 9+ cond. available on long-length reels
- Other put-ups available on special order

* Suitable for immersion in water if properly sealed and terminated.

COLOR CODE CHART

NO. OF COND.	COLOR	TRACER	NO. OF COND.	COLOR	TRACER
1	Black	—	12	Black	White
2	White	—	13	Red	White
3	Red	—	14	Green	White
4	Green	—	15	Blue	White
5	Orange	—	16	Black	Red
6	Blue	—	17	White	Red
7	White	Black	18	Orange	Red
8	Red	Black	19	Blue	Red
9	Green	Black	20	Red	Green
10	Orange	Black	21	Orange	Green
11	Blue	Black	Note: Colors repeat after 21 conductors. Refer to page 20 for color diagram.		



TYPE S00W – 600 VOLT – UL/CSA

CATALOG NUMBER	NO. OF COND.	AWG SIZE	COND. STRAND	NOMINAL INS. THICKNESS		NOMINAL O.D.		CURRENT AMPS†	APPROX. NET WT. LBS/M ^(S)
				INCHES	mm	INCHES	mm		
09405	5	14	41/30	0.045	1.14	0.645	16.26	12.0	266
09406	6	14	41/30	0.045	1.14	0.710	18.03	12.0	313
09407	7	14	41/30	0.045	1.14	0.755	19.18	12.0	326
09408	8	14	41/30	0.045	1.14	0.810	20.57	10.5	366
09409*	9	14	41/30	0.045	1.14	0.860	21.84	10.5	419
09410	10	14	41/30	0.045	1.14	0.875	22.23	10.5	436
09412	12	14	41/30	0.045	1.14	0.900	22.86	7.5	516
09414	14	14	41/30	0.045	1.14	1.000	25.40	7.5	597
09416	16	14	41/30	0.045	1.14	1.030	26.16	7.5	658
09418*	18	14	41/30	0.045	1.14	1.100	27.94	7.5	720
09420	20	14	41/30	0.045	1.14	1.155	29.34	7.5	799
09424	24	14	41/30	0.045	1.14	1.260	32.00	6.7	998
09428*	28	14	41/30	0.045	1.14	1.330	33.78	6.7	1080
09430*	30	14	41/30	0.045	1.14	1.335	33.97	6.0	1146
09205	5	12	65/30	0.045	1.14	0.715	18.16	16.0	326
09206	6	12	65/30	0.045	1.14	0.740	18.80	16.0	362
09207	7	12	65/30	0.045	1.14	0.790	20.07	16.0	415
09208	8	12	65/30	0.045	1.14	0.825	20.96	14.0	464
09209	9	12	65/30	0.045	1.14	0.900	22.86	14.0	510
09210	10	12	65/30	0.045	1.14	0.950	24.13	14.0	602
09212	12	12	65/30	0.045	1.14	1.010	25.65	10.0	662
09214	14	12	65/30	0.045	1.14	1.020	25.91	10.0	724
09216	16	12	65/30	0.045	1.14	1.135	28.83	10.0	869
09218*	18	12	65/30	0.045	1.14	1.175	29.85	10.0	912
09220	20	12	65/30	0.045	1.14	1.175	29.84	10.0	977
09224	24	12	65/30	0.045	1.14	1.360	34.54	9.0	1236
09226	26	12	65/30	0.045	1.14	1.380	35.05	9.0	1309
09227*	27	12	65/30	0.045	1.14	1.390	35.30	9.0	1335
09228*	28	12	65/30	0.045	1.14	1.455	36.95	9.0	1375
09230	30	12	65/30	0.045	1.14	1.455	36.96	9.0	1512
09005	5	10	104/30	0.045	1.14	0.770	19.56	20.0	423
09006	6	10	104/30	0.045	1.14	0.875	22.23	20.0	508
09007	7	10	104/30	0.045	1.14	0.900	22.86	20.0	549
09008*	8	10	104/30	0.045	1.14	0.935	23.75	17.5	625
09010	10	10	104/30	0.045	1.14	1.020	25.91	17.5	755
09012	12	10	104/30	0.045	1.14	1.070	27.18	12.5	867
09016*	16	10	104/30	0.045	1.14	1.230	31.24	12.5	1142
09020*	20	10	104/30	0.045	1.14	1.325	33.66	12.5	1445

† Values shown are for current-carrying conductors. A grounding conductor, or one which carries only the unbalance current from other conductors, is NOT counted in determining current carrying capacity. Ampacities based on NEC Table 400.5(A)(1).

* Non-stock item; minimum quantity purchase required.

^(S)Actual shipping weight may vary.

Installation — Training and Bending Limitations

Physical Limitations Training and Bending

Overview

Training is the positioning of cable when it is not under tension. Bending is the positioning of cable when it is under tension. When installing cable, the object is to limit the mechanical forces so that the cable's physical and electrical characteristics are maintained for the expected service life. Bends in conductors, multiconductor cables or assemblies of conductors shall be made so that the cable will not be damaged.

A nonshielded cable can tolerate a sharper bend than a shielded cable. This is especially true for cables having helically applied metallic shielding tapes which, when bent too sharply, can separate or buckle and cut into the insulation. Remember that offsets are bends.

The problem is compounded by the fact that most tapes are under jackets that conceal such damage. The extruded polymers used for insulation shields have sufficient conductivity and coverage initially to pass acceptance testing, then fail prematurely due to corona at the shield/insulation interface.

Minimum Bending Radius in Accordance with National Electric Code

Voltage	Conductors	Shielding	Cable Types	Minimum Bending Radius as a Multiple of Conductor/Assembly Diameter		
600 V	Single	Nonshielded	All	5X		
601-2000 V			All	8X		
600 V or 2000 V	Multiconductor or Multiplexed	Nonshielded	TC or TC-ER	1 in. (25 mm) or less	Over 1 in. to 2 in. (>25 mm to 50 mm)	Over 2 in. (>50 mm)
				4X	5X	6X
			MC ¹	7X		
		Shielded	All	12X		
			TC or TC-ER	12X		
			MC	12X/7X ¹		

¹ Per 330.24B Interlocked-Type Armor or Corrugated Sheath.

Cord Product Coding System

Cord Packaging and Color Codes

Example:

02725.41.01

Product Number

Packaging Code Identification Numbers

CODE	PACKAGING	CODE	PACKAGING
15/R5	250' Spool	41	1000' Reel
18/R8	500' Spool	43	2000' Reel
21	1000' Spool	44	2500' Reel
24	2500' Spool	46	5000' Reel
35	250' Reel	85	250' Coil
38	500' Reel	99	LL Reel
40	LL Reel	XX	Shorts

Jacket Color Code Identification Numbers

CODE	COLOR	CODE	COLOR
01	Black	07	Blue
02	White	08	Brown
03	Red	10	Gray
04	Orange	13	Pink
05	Yellow	19	Purple
06	Green	77	Light Blue

Extension Cord Facts

What does AWG mean?

AWG means American Wire Gauge. It designates the size of the copper wire. The standard sizes for extension cords are 16 AWG, 14 AWG, 12 AWG and 10 AWG. The smaller the AWG number, the larger the size of the copper wire and wattage rating.

What do the amp and watt ratings mean?

Never plug more than the specific number of watts into a cord. For example, could you plug a 150-watt lamp, a 60-watt lamp and a 10-amp appliance into an extension cord rated 13 amps/1625 watts?

Use the Amp to Watt Conversion Table to determine the total number of watts to be used (150 watts + 60 watts + 1250 watts = 1460 watts). Therefore, it is safe to use the 13-amp/1625-watt extension cord.

Always look for the Underwriters Laboratory label which is permanently attached or molded into the cord. Read the label for instructions and electrical ratings.




Amps To Watts (@ 125 V)
Conversion Table

0	=	0
1	=	125
2	=	250
3	=	375
4	=	500
5	=	625
6	=	750
7	=	875
8	=	1000
9	=	1125
10	=	1250
11	=	1375
12	=	1500
13	=	1625
14	=	1750
15	=	1875


How to use an extension cord properly.

- Be sure the cord you have selected meets the intended use. Never use a cord outdoors that is not marked for outdoors.
- Inspect cord thoroughly before each use. Do not use if damaged.

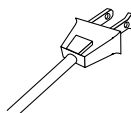


- Do not remove, bend or modify any metal prongs or pins of plug.

- Look for the number of watts on appliances to be plugged into cord.
- Refer to UL Label on cord for specific wattage.
- Do not connect a three-prong plug into a two-hole cord.



- Do not plug more than the specified number of watts into a cord.
- Make sure appliance is off before connecting cord to outlet.



- A polarized plug has one blade wider than the other.
- Fully insert plug into outlet.

- Do not use excessive force to make connections.
- Do not run cords through doorways, holes in ceilings, walls or floors.
- Do not use an extension cord when wet.



- Keep extension cords away from water.

- Keep children and pets away from extension cords.



- Avoid overheating. Uncoil cord and do not cover it with any other material.

- Do not plug one extension cord into another.
- Do not drive, drag or place objects over extension cord.
- Always grasp plug when removing it from cord or outlet.

- Do not unplug by pulling on cord.



- Always store extension cords indoors.



- Do not walk on cord.

- Always unplug cord when not in use.
- Always look for the Underwriters Laboratory (UL) label which is permanently attached or molded into the cord. Read the label for instructions and electrical ratings.