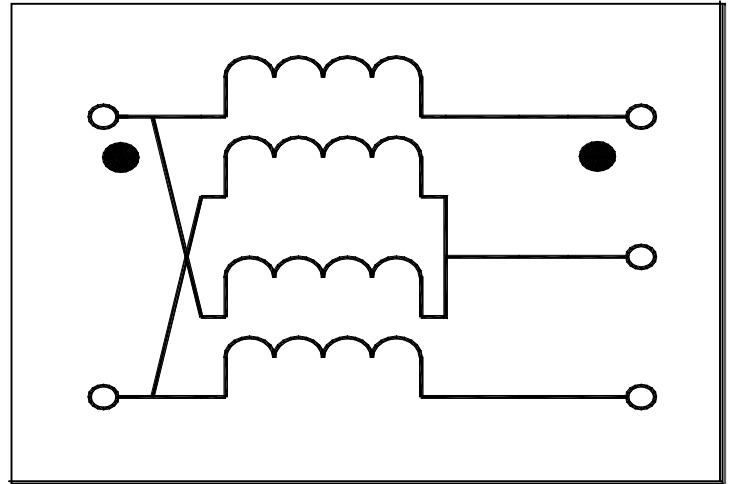




Features

- Surface mount
- 4:1 Impedance
- CT on Secondary
- Available on Tape & Reel

Functional Schematic



Description

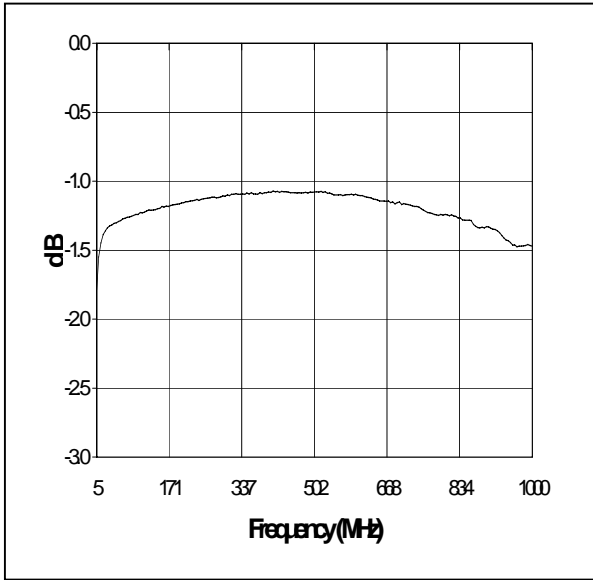
M/A Com's MABAES0054 is a 4:1 RF transmission line transformer in a low cost, surface mount package. Ideally suited for high volume applications.

Electrical Specifications @ 25°C

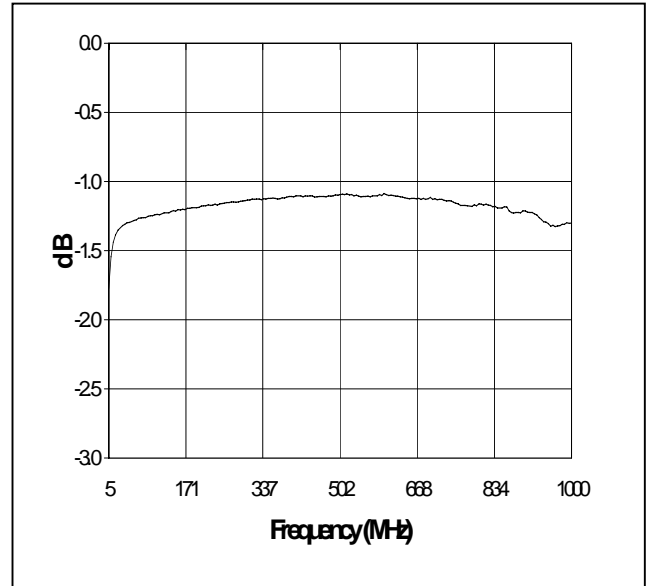
Parameter	Test Conditions	Units	Min.	Typ.	Max.
Frequency Range	5-1000	MHz	—	—	—
Insertion Loss	5-50 MHz	dB	—	1.5	2.0
	50-879 MHz	dB	—	1.0	1.5
	879-1000 MHz	dB	—	1.5	2.0
Amplitude Unbalance	5-1000 MHz	dB	—	0.25	0.5
Phase Unbalance	5-500 MHz	Degrees	—	4.0	8.0
	500-1000 MHz	Degrees	—	8.0	12.0

Note: Specifications subject to change without notice.

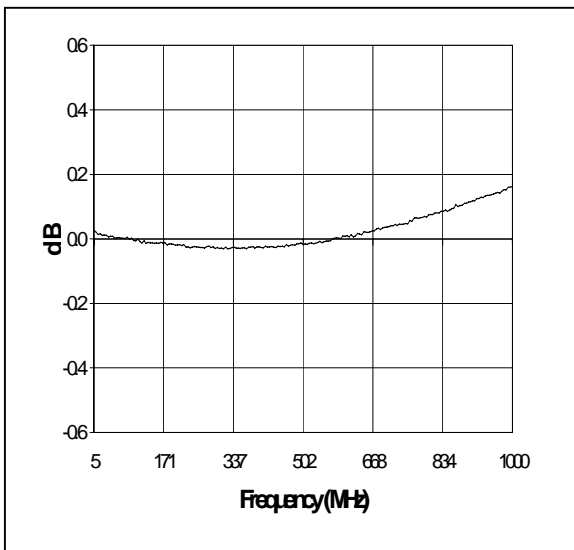
Insertion Loss



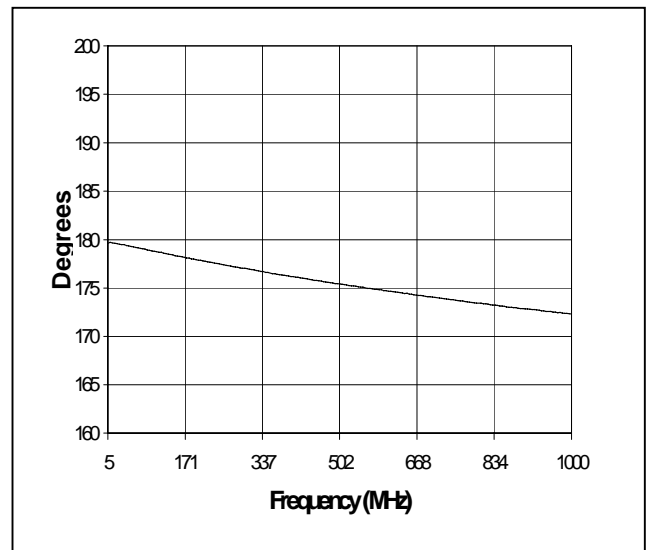
Secondary Insertion Loss



Amplitude Unbalance



Phase Unbalance



Specifications subject to change without notice.

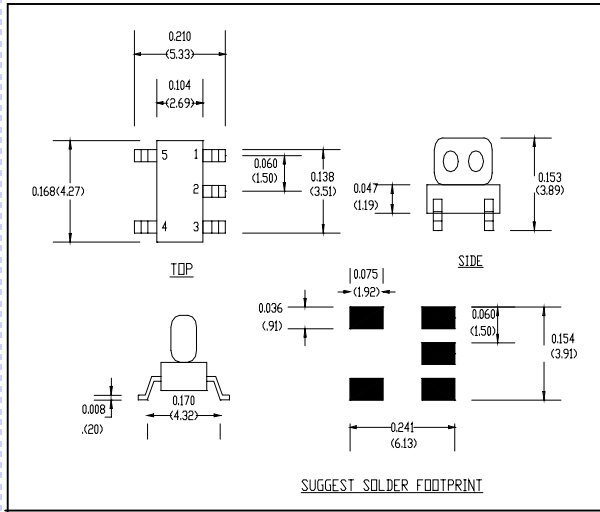
- North America: Tel. (800) 366-2266, Fax (800) 618-8883
- Asia/Pacific: Tel.+81-44-844-8296, Fax +81-44-844-8298
- Europe: Tel. +44 (1344) 869 595, Fax+44 (1344) 300 020

Visit www.macom.com for additional data sheets and product information.



V1.01

Recommended PCB Configuration



Pin Configuration

Pin No.	Pin Name
Secondary Dot	1
Secondary CT	2
Secondary	3
Primary	4
Primary Dot	5
Primary CT	-
Case Ground	-
Not Connected	-

Absolute Maximum Ratings

Parameter	Absolute Maximum
RF Power	250 mW
Peak IF Current	40 mA
Storage Temperature	-40°C to +85° C
Operating Temperature	-40°C to +85° C
Pin Temperature (10 Seconds)	260° C

V1.01

Specifications subject to change without notice.

- North America: Tel. (800) 366-2266, Fax (800) 618-8883
- Asia/Pacific: Tel.+81-44-844-8296, Fax +81-44-844-8298
- Europe: Tel. +44 (1344) 869 595, Fax+44 (1344) 300 020

Visit www.macom.com for additional data sheets and product information.

