

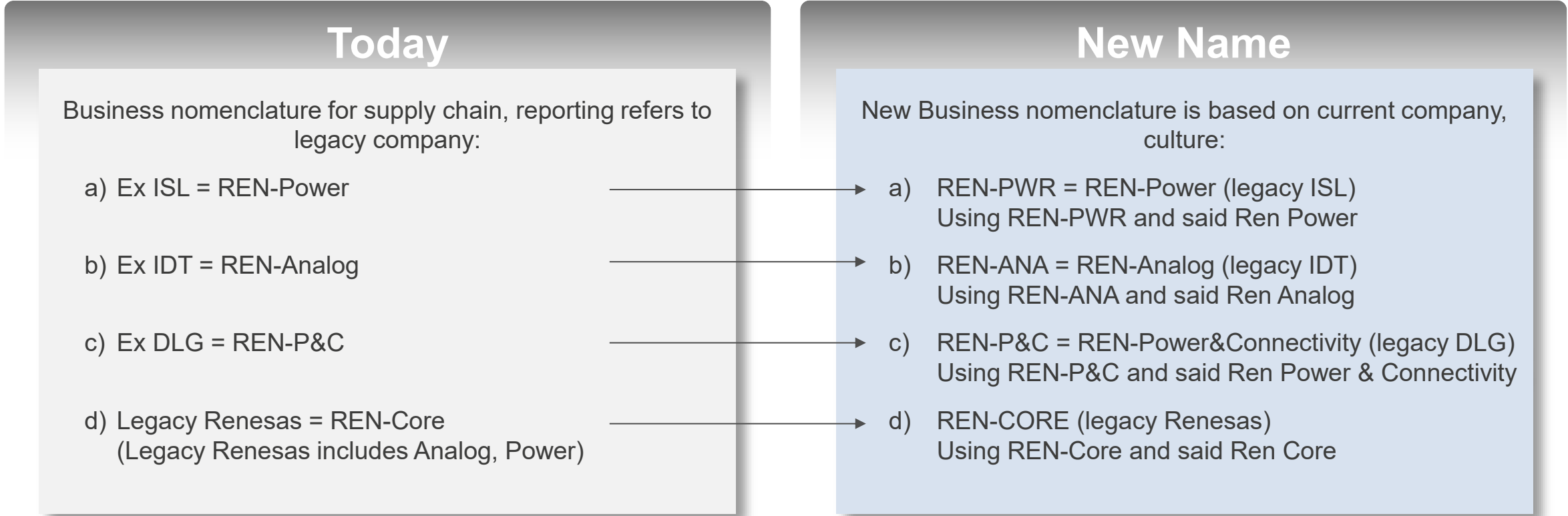
# RENESAS STANDARD INTERIOR DUAL LABEL IMPLEMENTATION

DECEMBER. 2ND. 2025  
ONE RENESAS PROJECT  
RENESAS ELECTRONICS CORPORATION

Document Number: RAA-A-25-0001

# BUSINESS NOMENCLATURE

Renesas old legacy company names have changed to new ones. Please use the new names in all communications going forward. OneRenesas Program is targeted to go-live in May 2026 will include REN-PWR, REN-ANA and REN-P&C.



Phase II - Project Go Live will include REN-CORE and this is targeted to take place between 2027 and 2028

# IMPLEMENTATION OF STANDARD INNER DUAL LABEL FOR REN-PWR, REN-ANA, REN-P&C

---

Please be notified that Renesas will start to attach new label on boxes in addition to current labels from middle of January for ensuring smooth transition of labels.

## 1. Purpose

- As notified in PA220009, Renesas will change from the current inner label to the new inner label at the timing of new systems Go Live.  
\*Please be aware that the dates written in PA220009 is old, but the content remains the same. For new dates, please refer to the Customer Update announced on Nov 10<sup>th</sup>.
- For a smooth transition, Renesas will implement dual labels consisting of the current and new label on the same box. This will enable early planning and migration for our customers.
- Link to PA220009: [PA220009 - Change of the standard interior label of Renesas Electronics](#)

## 2. Implementation content

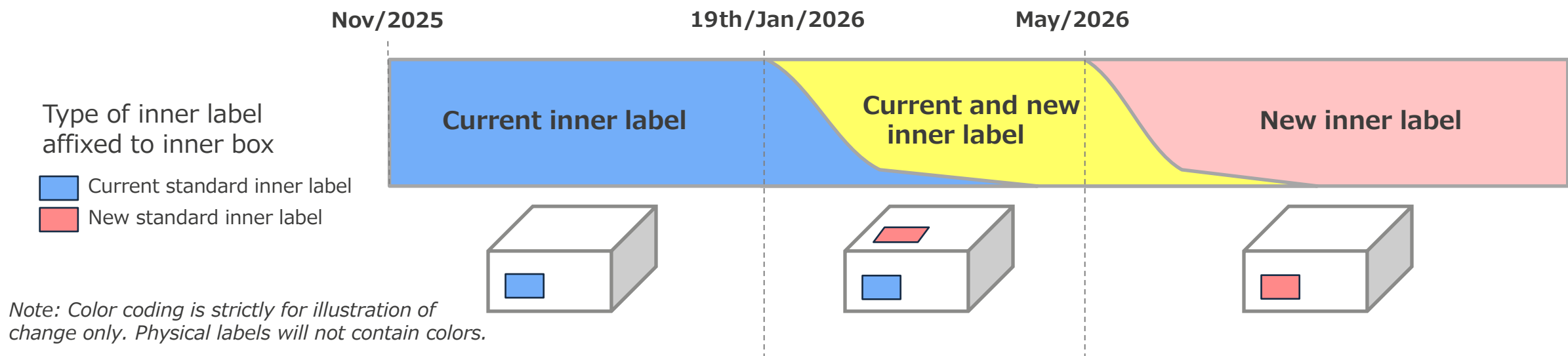
- Paste new label on boxes in addition to current label.
- Duration : Production start from January 19<sup>th</sup> 2026 to May 2026 (new system Go Live in May 2026).  
Shipment period depends on the consumption of inventory. The specific date in May will be informed later.

## 3. Request to customers

- Until Go Live in May, you may continue to use the current label.
- After Go Live in May, please start using new label.
- Renesas recommend for customers to start using the new labels in their receiving and warehouse operations. It is worth noting that the new labels will consist of 2D barcode instead of 1D barcode on the old labels.

# IMPLEMENTATION OF STANDARD INNER DUAL LABEL FOR REN-PWR, REN-ANA, REN-P&C

## 4. Schedule of inner label dual-pasting



- Scope of change: Renesas will attach new label on boxes in addition to current label.
- Duration: Change is projected to take effect from January 19<sup>th</sup> 2026 to May 2026 (new system Go Live in May 2026). Shipments with dual labels will continue until the depletion of old label inventory.
- It is recommended to use the new inner label with 2D barcode for acceptance inspection for a smooth transition.
- For customers who are not ready for this change, customers can use the old label with 1D barcode until Go Live in May.

# APPENDIX

## EXAMPLES OF DUAL LABEL PASTING

NOVEMBRE 2025  
RENESAS ELECTRONICS CORPORATION


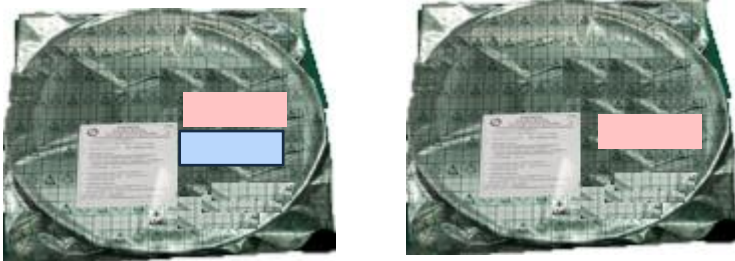

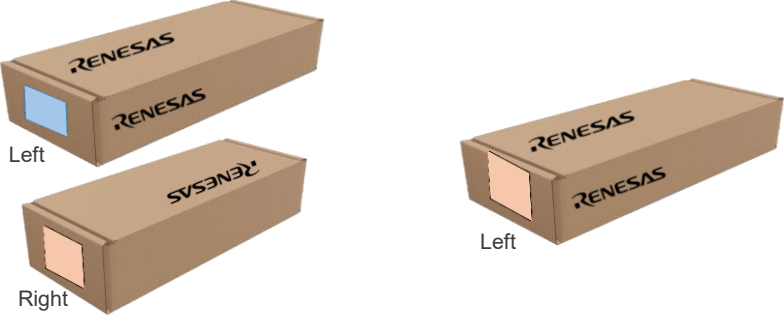

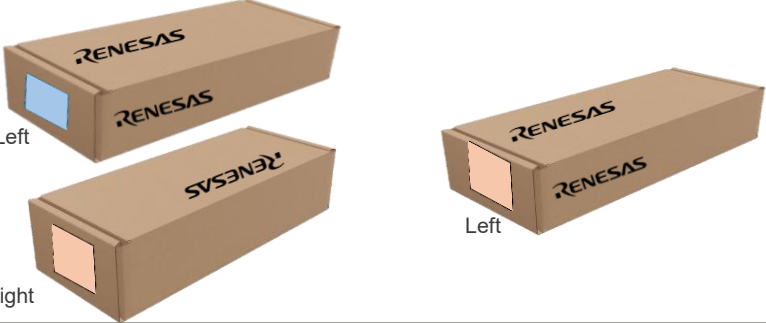

# STANDARD INNER LABEL DUAL-PASTING FOR REN-PWR, REN-ANA, REN-P&C

## Dual label pasting policy

SN	Ex-Company	Current inner label		New inner label		Reference page	Policy of Dual Label pasting
		Where to paste	Barcode	Where to paste	Barcode		
1	REN-PWR (Legacy Intersil)	Inner Box	1D	Inner Box	2D	Page 7	Paste dual labels to inner box and inner Bag (MBB etc.)
2		Inner Bag	1D	Inner Bag	2D		
3	REN-ANA (Legacy IDT)	Inner Box (Reel only)	1D	Inner Box (Reel only)	2D	Page 8 to 10	
4		Inner Bag	1D	Inner Bag	2D		
5	REN-P&C (Legacy Dialog)	Inner Box	1D	Inner Box	2D	Page 11 to 14	The basic policy is to paste dual labels only on the inner box.
6		Inner Bag	1D	Inner Bag	*1		*1There are cases where the New label is pasted on the inner bag and cases where it is not.

# DUAL LABEL PASTING OF REN-PWR(LEGACY INTERSIL) 1/1

Current Label  
New Label

Type	Inner Box		Inner Bag (Dry Pack)		Reel (Non Dry Pack)	
	Dual Label	After Go Live	Dual Label	After Go Live	Dual Label	After Go Live
Reel						
Tube					-	
Tray					-	



# DUAL LABEL PASTING OF REN-ANA (LEGACY IDT) 1/3

## REEL FORM PACKING COMPARISON (CURRENT VS DUAL LABEL VS AFTER GO LIVE)





# DUAL LABEL PASTING OF REN-ANA (LEGACY IDT) 2/3

## TRAY FORM PACKING COMPARISON (CURRENT VS DUAL LABEL VS AFTER GO LIVE)

**Current (Tray Dry Pack)**  
Inner Bag : Current Label (Customized label) + MSL label  
Outer Box : Shipping labels



Outer Box

**Dual Label (Tray Dry Pack)**  
Inner Bag : Current label (Customized label) + MSL label + **Renesas Std label**  
Inner Box : Customized label + **Renesas Std label**  
Outer Box : Shipping labels



Inner Box

Outer Box

**After Go Live (Tray Dry Pack)**  
Inner Bag : Customized label + MSL label + **Renesas Std label**  
Inner Box : Customized label + **Renesas Std label**  
Outer Box : Shipping labels



Inner Box

Outer Box

**Current (Tray Non-Dry Pack)**  
Inner bag : Current Label (Customized label) + MSL label + Caution Label  
Outer Box : Shipping labels



Outer Box

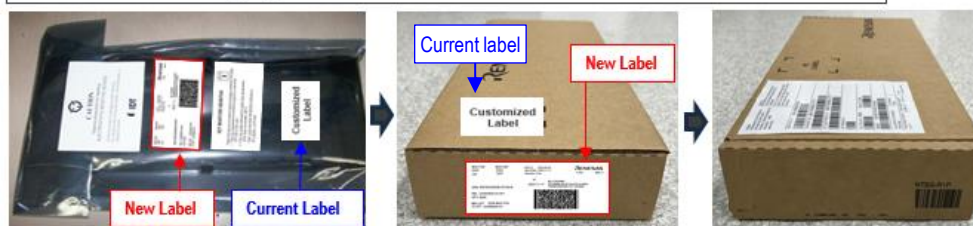
**Dual Label (Tray Non-Dry Pack)**  
Inner Bag : Current label (Customized label) + MSL label + Caution label + **Renesas Std label**  
Inner Box : Customized label + **Renesas Std label**  
Outer Box : Shipping labels



Inner Box

Outer Box

**After Go Live (Tray Non-Dry Pack)**  
Inner Bag : Customized label + MSL label + Caution label + **Renesas Std label**  
Inner Box : Customized label + **Renesas Std label**  
Outer Box : Shipping labels



Inner Box

Outer Box

# DUAL LABEL PASTING OF REN-ANA (LEGACY IDT) 3/3

## TUBE FORM PACKING COMPARISON (CURRENT VS DUAL LABEL VS AFTER GO LIVE)

### Current (Tube Dry Pack)

Inner Bag : Current Label (Customized label) + MSL label  
Outer Box : Shipping labels



Outer Box

### Dual Label (Tube Dry Pack)

Inner Bag : Current label (Customized label) + MSL label + **Renesas Std label**  
Inner Box : Customized label + **Renesas Std label**  
Outer Box : Shipping labels



Inner Box

Outer Box

### After Go Live (Tube Dry Pack)

Inner Bag : Customized label + MSL label + **Renesas Std label**  
Inner Box : Customized label + **Renesas Std label**  
Outer Box : Shipping labels



Inner Box

Outer Box

### Current (Tube Non-Dry Pack)

Inner Bag : Current Label (Customized label) + MSL label + Caution Label  
Outer Box : Shipping labels



Outer Box

### Dual Label (Tube Non-Dry Pack)

Inner Bag : Current label (Customized label) + MSL label + Caution label + **Renesas Std label**  
Inner Box : Customized label + **Renesas Std label**  
Outer Box : Shipping labels



Inner Box

Outer Box

### After Go Live (Tube Non-Dry Pack)

Inner Bag : Customized label + MSL label + Caution label + **Renesas Std label**  
Inner Box : Customized label + **Renesas Std label**  
Outer Box : Shipping labels


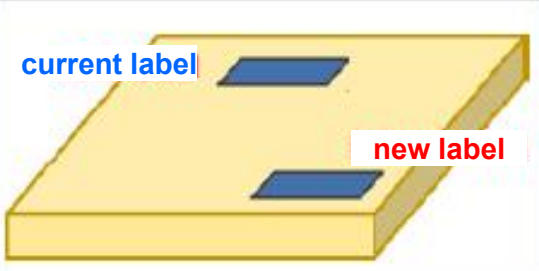






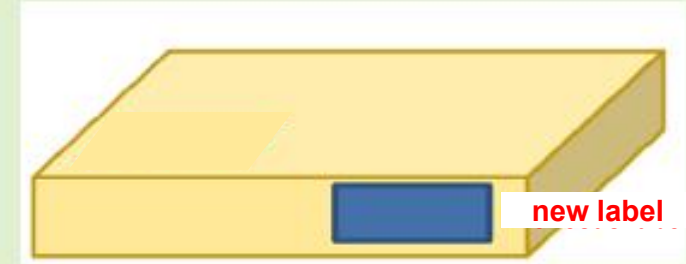


Inner Box


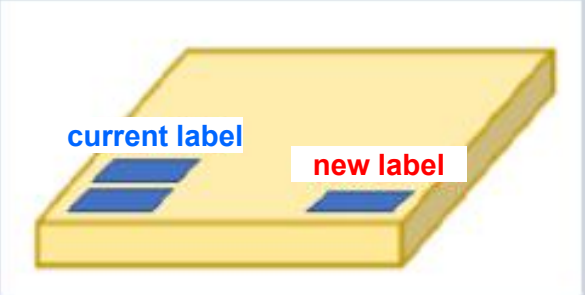



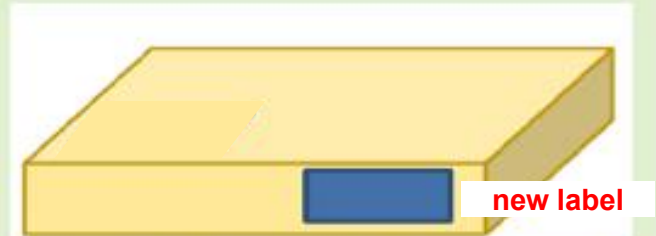
Outer Box




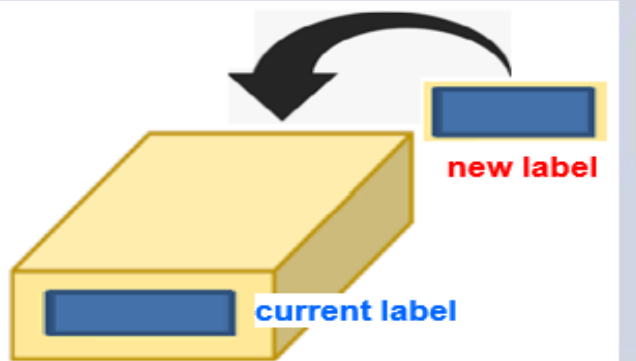
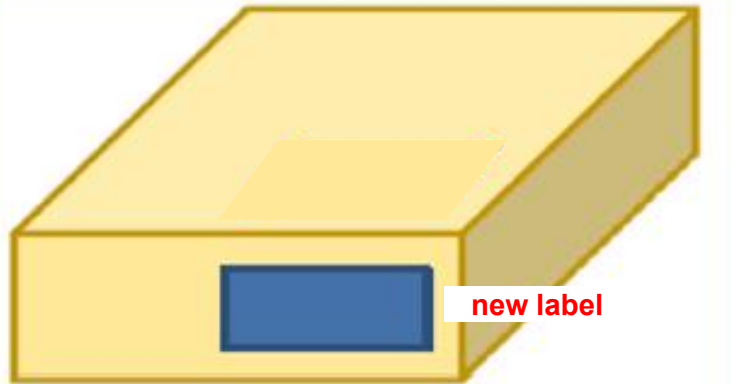

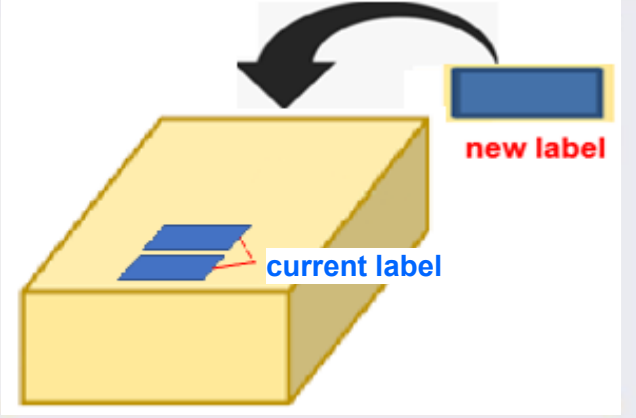
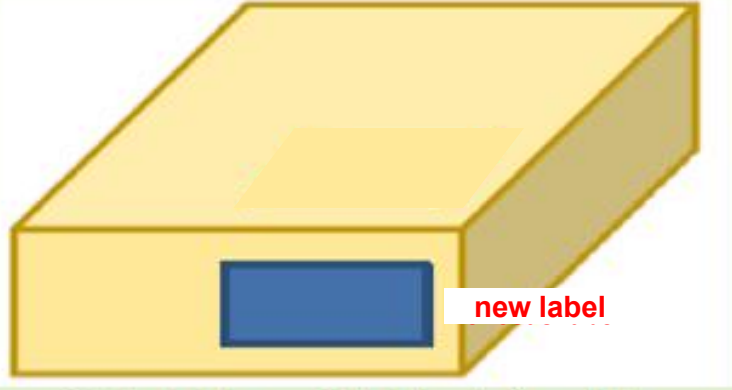
# DUAL LABEL PASTING OF REN-P&C (LEGACY DIALOG) 1/4

Inner Box (Reel) Current	Inner Box (Reel) Dual Label	Inner Box (Reel) After Go Live
<b>Type 1</b> 	 current label new label	 new label
<b>Type 2</b> 	 current label new label	 new label
<b>Type 3</b> 	 current label new label	 new label


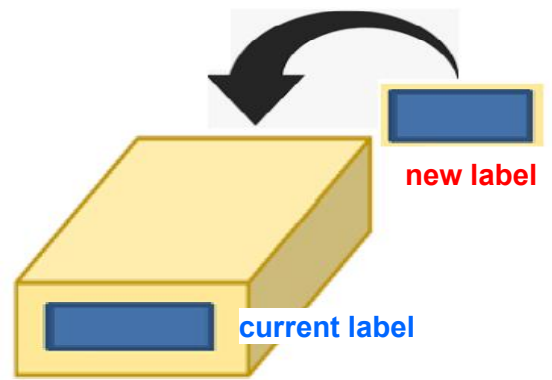
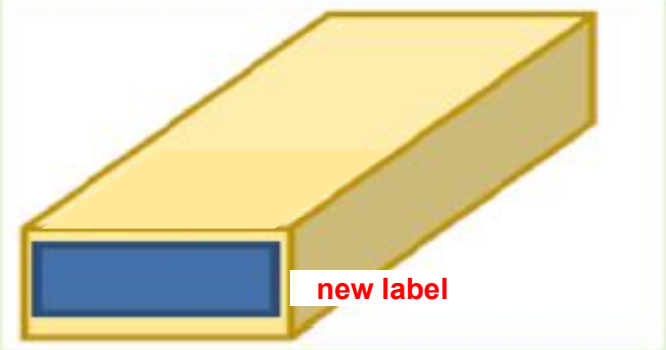

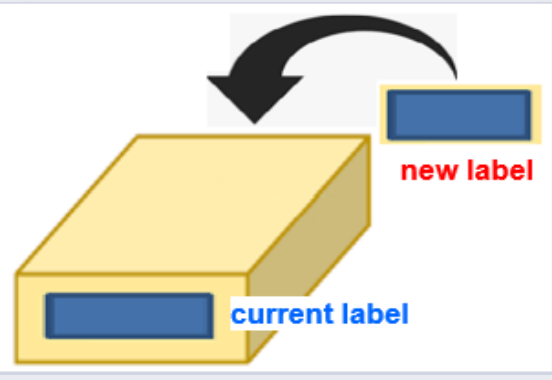

# DUAL LABEL PASTING OF REN-P&C (LEGACY DIALOG) 2/4

Inner Box (Reel) Current	Inner Box (Reel) Dual Label	Inner Box (Reel) After Go Live
<p>Type 4</p> 		
<p>Type 5</p> 		

# DUAL LABEL PASTING OF REN-P&C (LEGACY DIALOG) 3/4

Inner Box (Tray) Current	Inner Box (Tray) Dual Label	Inner Box (Tray) After Go Live
<p>Type 1</p> 		
<p>Type 2</p> 		

# DUAL LABEL PASTING OF REN-P&C (LEGACY DIALOG) 4/4

TUBE/TRAY (Current)	Before Go-Live (Dual Label)	Go-Live Packing
<p>Tube</p> 		
<p>Chip Tray</p> 		



[WWW.RENESAS.COM](http://WWW.RENESAS.COM)