


Ethernet Cable, Cat6A, Riser, U/FTP

RoHS
Compliant

Stock No.: CAT6A-3041R-FTP-B

FEATURES

- CMR
- U/FTP
- 23 AWG
- Solid Copper



Product Description

Key Features

- Bandwidth tested up to 750 MHz
- Suitable for 1 Gigabit and 10 Gigabit Ethernet up to 328 ft
- In compliance with ANSI/TIA 568.2-E
- RoHS-3 Compliant
- Easily identified color striped pairs
- Supports Power over Ethernet: PoE/PoE+/PoE++ (IEEE 802.3af/at/bt) 4PPoE up to 100W
- Sequential footage markings every 2ft

General Specifications

Attribute	Value
Terminated/Unterminated	Unterminated
Connector Type	RJ45
Cable Type	Ethernet
Length	1000ft Per Spool
Gauge	23 AWG
Conductor	Bare Copper
Shield/Unshielded	Shielded
Voltage Rating	300V
1.0 - 550MHz Impedance (Ω)	100 \pm 15
Maximum Operating Frequency	750MHz
Operating & Storage Temp.	-40°C to 75°C -40°F to 167°F
Installation Temp.	-20°C to 75°C -4°F to 167°F
Jacket Color	Orange

Product Drawing

Technical Data

Insulation	PE
Average Thickness (mm)	0.278
Min Point Thickness (mm)	0.255
Conductor Insulation Dia. ($\pm 0.02\text{mm}$)	1.14
Twisted Pair Dia. ($\pm 0.02\text{mm}$)	2.28
Ripcord	Nylon
Spline	PE
Polyethylene Tape	Yes
Shielding	F/UTP
Drain Wire - Solid Tinned Copper (mm)	0.40
Conductor	Solid Bare Copper
Size	23AWG
Conductor Dia. ($\pm 0.05\text{mm}$)	0.585

Standards Reference

UL-444 /
cETLus

ANSI/TIA
568.2-E

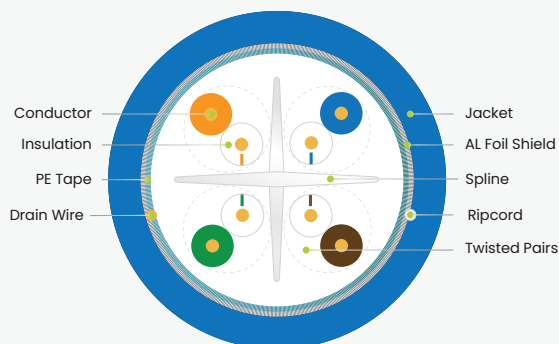
ISO/IEC
11801

Color of Pairs

Pair 1	Blue- White/Blue
Pair 2	Orange- White/Orange
Pair 3	Green- White/Green
Pair 4	Brown- White/Brown


Cable Jacket

Cable Jacket	PVC
Average Thickness (mm)	0.60
Min. Point Thickness (mm)	0.55
Outer Diameter ($\pm 0.2\text{mm}$)	7.40



Electrical Characteristics

PoE Certification	PoE/PoE+/PoE++ 4PPoE
Maximum PoE Wattage	100W
PoE Application Compatibility	802.3af/at/bt Type 4
TIA 568-2.D Cat6A Permanent Link +PoE	CERTIFIED
Maximum Application Speed @ 295ft	10GBASE-T
Nominal Velocity of Propagation (NVP)	70
Maximum Operating Voltage	300V
1.0 - 750MHz Impedance (Ω)	100 \pm 15
Maximum Operating Frequency	750MHz
1.0 - 750MHz Delay Skew (ns/100m)	≤ 45
Pair-to-Ground Capacitance Unbalance (pF/km)	≤ 3300
Max. Conductor DC Resistance 20°C (Ω/km)	68



Mechanical & Environmental Operating Parameters

Test Object	Jacket	Aging Condition (°C x hrs)	100 x 168
Test Material	PVC	After Tensile Strength (Mpa)	≥85% of unaged
Before- Tensile Strength (Mpa)	≥13.8	Aging Condition - Elongation (%)	≥50% of unaged
Aging- Elongation (%)	≥100	Cold Bend(-20 ± 2°C x 4hrs)	No Crack
Min. Bend Radius	5.0cm/2.00in	Operating & Storage Temp.	-40°C to 75°C -40°F to 167°F
Max. Installation Tension	110N/25lb-ft	Installation Temp.	-20°C to 75°C -4°F to 167°F

Print Legend

EASE Cat6A FTP CMR 75°C 4PR 23AWG c(ETL)us ANSI/TIA 568.2-E 750MHz RoHS-3 ****FT

Dimensions: Millimeters (Inches)

Part Number Table

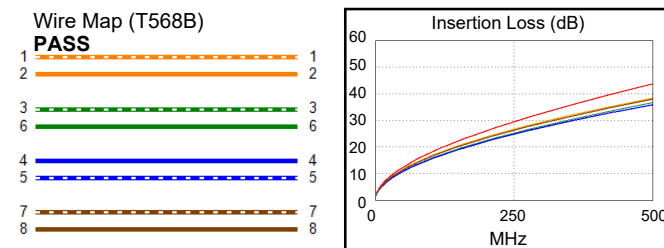
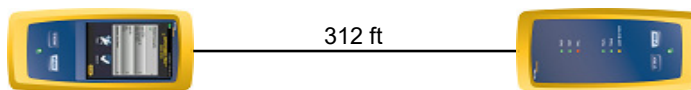
Part Number	Description
CAT6A-3041R-FTP-B	Ethernet Cable, Cat6A, Riser, FTP

Important Notice: This data sheet and its contents (the "Information") belong to the members of the EASE group of companies (the "Group") or are licensed to it. No license is granted for the use of it other than for information purposes in connection with the products to which it relates. No license of any intellectual property rights is granted. The Information is subject to change without notice and replaces all data sheets previously supplied. The Information supplied is believed to be accurate, but the Group assumes no responsibility for its accuracy or completeness, any error in or omission from it or for any use made of it. Users of this data sheet should check for themselves the Information and the suitability of the products for their purpose and not make any assumptions based on information included or omitted. Liability for loss or damage resulting from any reliance on the Information or use of it (including liability resulting from negligence or where the Group was aware of the possibility of such loss or damage arising) is excluded. This will not operate to limit or restrict the Group's liability for death or personal injury resulting from its negligence. EASE is the registered trademark of Ease Electronics Co., Limited 2019.



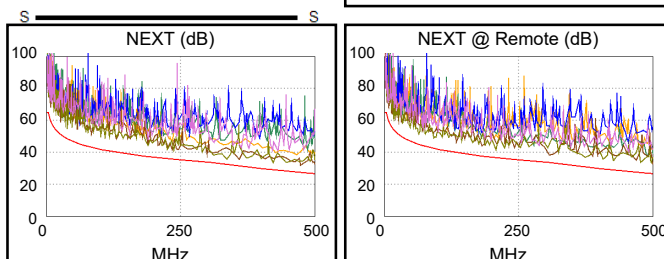
Test Summary: PASS

Length (ft), Limit 295	[Pair 4,5]	312
Prop. Delay (ns), Limit 498	[Pair 1,2]	489
Delay Skew (ns), Limit 44	[Pair 1,2]	36
Resistance (ohms), Limit 21.00	[Pair 1,2]	13.10
Resist. Unbal. (ohms)	[Pair 3,6]	0.135
Resist. P2P Unbal. (ohms)	[Pair 1,2-4,5]	0.219
Insertion Loss Margin (dB)	[Pair 1,2]	5.4
Frequency (MHz)	[Pair 1,2]	500.0
Limit (dB)	[Pair 1,2]	43.8

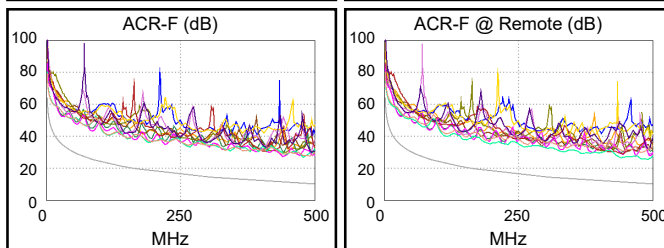


Worst Case Margin Worst Case Value

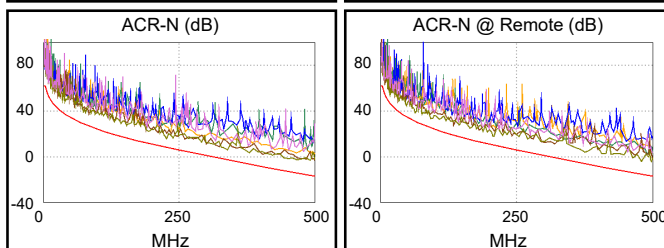
PASS	MAIN	SR	MAIN	SR
Worst Pair	3,6-7,8	3,6-4,5	3,6-4,5	3,6-4,5
NEXT (dB)	3.0	3.4	3.8	5.9
Freq. (MHz)	424.0	318.0	474.0	500.0
Limit (dB)	29.0	33.2	27.4	26.7
Worst Pair	3,6	3,6	3,6	3,6
PS NEXT (dB)	3.7	5.1	4.8	7.2
Freq. (MHz)	424.0	317.0	474.0	500.0
Limit (dB)	26.2	30.6	24.6	23.8



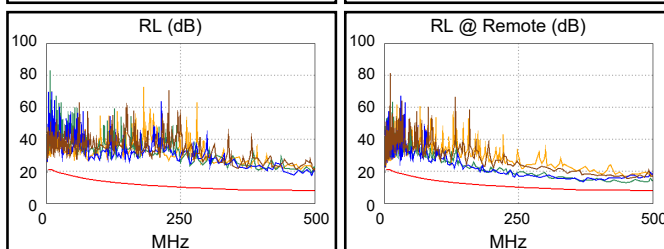
PASS	MAIN	SR	MAIN	SR
Worst Pair	4,5-1,2	4,5-7,8	4,5-7,8	4,5-7,8
ACR-F (dB)	15.8	14.9	16.1	14.9
Freq. (MHz)	442.0	489.0	479.0	489.0
Limit (dB)	11.3	10.4	10.6	10.4
Worst Pair	4,5	7,8	4,5	7,8
PS ACR-F (dB)	16.4	16.7	16.4	16.7
Freq. (MHz)	441.0	491.0	441.0	491.0
Limit (dB)	8.3	7.4	8.3	7.4



N/A	MAIN	SR	MAIN	SR
Worst Pair	3,6-7,8	3,6-7,8	3,6-7,8	3,6-7,8
ACR-N (dB)	7.5	6.8	12.4	10.9
Freq. (MHz)	336.0	17.6	490.0	478.0
Limit (dB)	-2.4	46.6	-16.3	-15.3
Worst Pair	3,6	3,6	3,6	3,6
PS ACR-N (dB)	9.2	8.7	13.3	14.3
Freq. (MHz)	226.5	17.6	500.0	500.0
Limit (dB)	5.5	44.2	-20.0	-20.0



PASS	MAIN	SR	MAIN	SR
Worst Pair	4,5	3,6	4,5	3,6
RL (dB)	9.4	4.6	9.4	4.6
Freq. (MHz)	494.0	450.0	494.0	450.0
Limit (dB)	8.0	8.0	8.0	8.0



Compliant Network Standards:

10BASE-T	100BASE-TX	100BASE-T4
1000BASE-T	2.5GBASE-T	5GBASE-T
10GBASE-T	ATM-25	ATM-51
ATM-155	100VG-AnyLan	TR-4
TR-16 Active	TR-16 Passive	

LinkWare™ PC Version 10.9