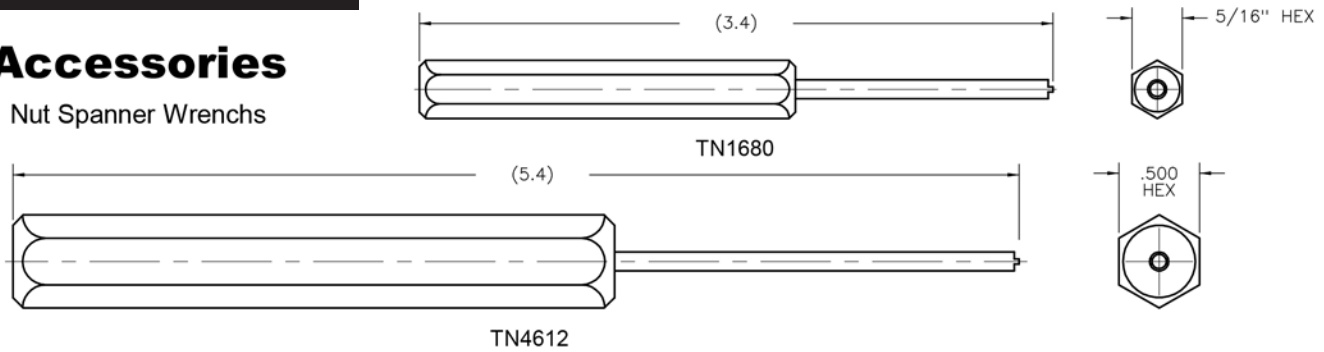


Accessories

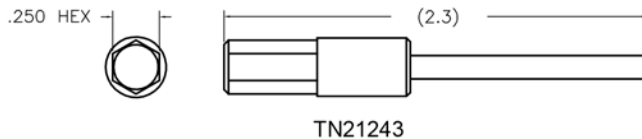
Nut Spanner Wrenches



USING EITHER OF THE SPANNER WRENCHES SHOWN ABOVE, GUIDE SETS MAY BE REMOVED AND REPOSITIONED IN ANY OF THE 64 POLARIZING POSITIONS. REFER TO PAGE WA-18 FOR POLARIZATION CHART.

CAUTION: WHEN POLARIZED POSITIONS ARE CHANGED, APPLY LOCTITE 242[®] TO THREADS.

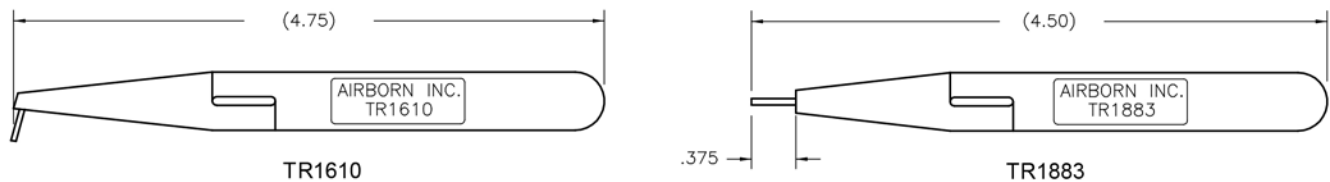
IF SPANNER NUTS ARE DIFFICULT TO REMOVE DUE TO HARDENED LOCTITE[®], APPLY HEAT (300° F) TO NUT AREA FOR ONE HOUR AND REPEAT REMOVAL OPERATION.



THE 1/4" DRIVE SPANNER WRENCH ABOVE IS DESIGNED FOR USE IN TORQUE WRENCHES

Accessories

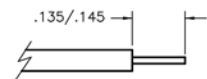
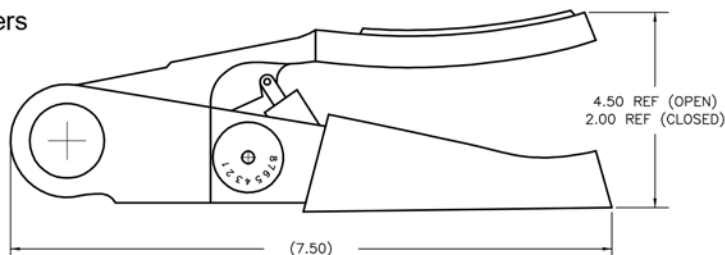
Insertion & Removal Tools



Accessories

Crimp Tools & Positioners

TC1652 - CRIMP TOOL
REF M22520/2-01
TP1653 - POSITIONER
REF M22520/2-06



INSULATION STRIPPING
EXPOSE .135/.145 BARE WIRE
LENGTH FOR INSERTION INTO
CONTACT.

TOOL SELECTION TABLE		
CONTACT	TOOL NO.	POSITIONER
WTK2222P	TC1652	TP1985
WTK2222S		TP1653
WTK2220S657		TP2435
WTK2220P657		TP13784