



Connectors > Circular Connectors > Standard Circular Connectors



Number of Positions: 8

Connector System: **Board-to-Board**

Connector & Contact Terminates To: **Printed Circuit Board**

Contact Current Rating (Max): **2 A**

Circuit Application: **Power & Signal**

Features

Product Type Features

| | |
|-----------------------------------|-----------------------|
| Connector Product Type | Connector Assembly |
| Connector System | Board-to-Board |
| Connector & Contact Terminates To | Printed Circuit Board |
| Circular Connector Type | Plug |

Configuration Features

| | |
|---------------------|-----|
| Number of Positions | 8 |
| Contacts Preloaded | Yes |

Electrical Characteristics

| | |
|-------------------|--------|
| Operating Voltage | 30 VDC |
|-------------------|--------|

Body Features

| | |
|--------------------------|------|
| Entry Style | Top |
| Environmental Protection | IP67 |

Contact Features

| | |
|--|--|
| | |
|--|--|



| | |
|---------------------------------|-----|
| Contact Current Rating (Max) | 2 A |
| Circular Connector Contact Type | Pin |

Termination Features

| | |
|---------------------------|---------------|
| Termination Method to PCB | Surface Mount |
|---------------------------|---------------|

Mechanical Attachment

| | |
|-------------------------|--------------|
| Mating Alignment | With |
| PCB Mount Retention | With |
| PCB Mount Alignment | With |
| Connector Mounting Type | Board Mount |
| Polarization Code | A |
| Mating Alignment Type | Polarization |
| Mating Retention | Without |

Dimensions

| | |
|-----------------|-------|
| Assembly Length | 13 mm |
|-----------------|-------|

Usage Conditions

| | |
|-----------------------------|---------------------------|
| Operating Temperature Range | -25 – 85 °C[-13 – 185 °F] |
|-----------------------------|---------------------------|

Operation/Application

| | |
|---------------------|----------------|
| Circuit Application | Power & Signal |
| Shielded | No |

Industry Standards

| | |
|------------------------|----------|
| UL Flammability Rating | UL 94V-0 |
|------------------------|----------|

Product Compliance

For compliance documentation, visit the product page on TE.com>

| | |
|---|--|
| EU RoHS Directive 2011/65/EU | Compliant with Exemptions |
| EU ELV Directive 2000/53/EC | Not Yet Reviewed |
| China RoHS 2 Directive MIIT Order No 32, 2016 | Restricted Materials Above Threshold |
| EU REACH Regulation (EC) No. 1907/2006 | Current ECHA Candidate List: JAN 2025 (247) Candidate List Declared Against: JAN 2025 (247) SVHC > Threshold: Pb (2.8% in Component Part) |

Article Safe Usage Statements:
Do not eat, drink or smoke when using this product. Wash thoroughly after handling. Recycle if possible and dispose of the article by following all applicable governmental regulations relevant to your geographic location.



| | |
|---------------------------|---|
| Halogen Content | Low Halogen - Br, Cl, F, I < 900 ppm per homogenous material. Also BFR/CFR/PVC Free |
| Solder Process Capability | Not reviewed for solder process capability |


Product Compliance Disclaimer

This information is provided based on reasonable inquiry of our suppliers and represents our current actual knowledge based on the information they provided. This information is subject to change. The part numbers that TE has identified as EU RoHS compliant have a maximum concentration of 0.1% by weight in homogenous materials for lead, hexavalent chromium, mercury, PBB, PBDE, DBP, BBP, DEHP, DIBP, and 0.01% for cadmium, or qualify for an exemption to these limits as defined in the Annexes of Directive 2011/65/EU (RoHS2). Finished electrical and electronic equipment products will be CE marked as required by Directive 2011/65/EU. Components may not be CE marked. Additionally, the part numbers that TE has identified as EU ELV compliant have a maximum concentration of 0.1% by weight in homogenous materials for lead, hexavalent chromium, and mercury, and 0.01% for cadmium, or qualify for an exemption to these limits as defined in the Annexes of Directive 2000/53/EC (ELV). Regarding the REACH Regulations, TE’s information on SVHC in articles for this part number is still based on the European Chemical Agency (ECHA) ‘Guidance on requirements for substances in articles’(Version: 2, April 2011), applying the 0.1% weight on weight concentration threshold at the finished product level. TE is aware of the European Court of Justice ruling of September 10th, 2015 also known as O5A (Once An Article Always An Article) stating that, in case of ‘complex object’, the threshold for a SVHC must be applied to both the product as a whole and simultaneously to each of the articles forming part of its composition. TE has evaluated this ruling based on the new ECHA “Guidance on requirements for substances in articles” (June 2017, version 4.0) and will be updating its statements accordingly.

Compatible Parts

| | | | |
|---|---|--|---|
| | | | |
| TE Part # 354003-E MRDEZT MUTTER M14 X 1 FUER PL. DI 1MM ** | TE Part # 284377-E M12 METAL SHELL, MALE, VERT, 13MM, D8.35 | TE Part # 374342-E MRDBG M12 M ***** J 2 374342 ABDE | TE Part # T4161320008-001 RPC-M12-FS-8CON-PUR-0.5SH |
| | | | |
| TE Part # 394863-E M12 METAL SHELL, MALE, VERT, 13MM, D9.55 | TE Part # 494068-E M12 MALE, A CODE, 5P, 17MM SMT | TE Part # T4110012081-000 M12 F, 8P GOLD A_CODE S SHIELDED PG9 | TE Part # T4112012081-000 M12 F, 8P GOLD A_CODE RA SHIELDED PG9 |


Also in the Series | [M12 Connector](#)



Connector Hardware(11)



Connector Seals & Cavity Plugs(4)



M8/M12 Cable Assemblies(230)



Standard Circular Connectors(792)

Customers Also Bought




TE Part #225361-E
M12 METAL SHELL, MALE, RA, SW16



TE Part #5677564008
RNF-3000-3/1-0-SP



TE Part #225301-E
M12 FEMALE, A CODE,RA, 8P THR REAR MOUNT




TE Part #NB11784001
ATUM-8/2-0-SP



TE Part #235165-E
M12 MALE, A CODE, RA, 5P THR REAR MOUNT



TE Part #T0931003003-000
CODING-PIN-M3



TE Part #104483-1
08 SHORT PT RCPT HSG DR .100CL



TE Part #4-1102700-5
EMV-K.3/4.STO.1.11.G



TE Part #2-1105300-1
HVT-C-Sti.Ag.0,75-1,0 qmm



TE Part #1108719-1
EMV-K.6/16.STO1.13G

Documents

Product Drawings

M12 MALE, A CODE, 8P, 17MM SMT

English

CAD Files

Customer View Model

ENG_CVM_CVM_494376-E_1.3d_igs.zip

English

Customer View Model



[ENG_CVM_CVM_494376-E_1.3d_stp.zip](#)

English

Customer View Model

[ENG_CVM_CVM_494376-E_1.2d_dxf.zip](#)

English

3D PDF

3D

By downloading the CAD file I accept and agree to the [Terms and Conditions](#) of use.

Product Specifications

Application Specification

English

Agency Approvals

UL

English