



Connectors > Circular Connectors > Standard Circular Connectors



Number of Positions: 8

Connector System: **Cable-to-Board**

Sealable: **No**

Connector & Contact Terminates To: **Printed Circuit Board**

Contact Current Rating (Max): **2 A**

Features

Product Type Features

Connector Product Type	Connector Assembly
Connector System	Cable-to-Board
Sealable	No
Connector & Contact Terminates To	Printed Circuit Board
Circular Connector Type	Plug
Shell Type	Metal

Configuration Features

Number of Positions	8
Contacts Preloaded	Yes

Electrical Characteristics

Operating Voltage	30 VDC
-------------------	--------

Body Features

Entry Style	Top
Environmental Protection	IP67



Contact Features

Contact Current Rating (Max)	2 A
Reverse Gender	No
Circular Connector Contact Type	Pin

Termination Features

Termination Method to PCB	Surface Mount
---------------------------	---------------

Mechanical Attachment

Mating Alignment	With
PCB Mount Retention	With
PCB Mount Alignment	With
Connector Mounting Type	Board Mount
Polarization Code	A
Mating Alignment Type	Polarization
Mating Retention	Without

Dimensions

Assembly Length	10.5 mm
-----------------	---------

Usage Conditions

Operating Temperature Range	-25 – 85 °C[-13 – 185 °F]
-----------------------------	---------------------------

Operation/Application

Circuit Application	Power & Signal
Shielded	Yes

Industry Standards

UL Flammability Rating	UL 94V-0
------------------------	----------

Product Compliance

For compliance documentation, visit the product page on TE.com>

EU RoHS Directive 2011/65/EU	Compliant with Exemptions
EU ELV Directive 2000/53/EC	Not Yet Reviewed
China RoHS 2 Directive MIIT Order No 32, 2016	Restricted Materials Above Threshold
EU REACH Regulation (EC) No. 1907/2006	Current ECHA Candidate List: JAN 2025 (247) Candidate List Declared Against: JAN 2025 (247)



SVHC > Threshold:
Pb (2.7% in Component Part)

Article Safe Usage Statements:
Do not eat, drink or smoke when using this product. Wash thoroughly after handling. Recycle if possible and dispose of the article by following all applicable governmental regulations relevant to your geographic location.

Halogen Content	Low Halogen - Br, Cl, F, I < 900 ppm per homogenous material. Also BFR/CFR/PVC Free
-----------------	---

Solder Process Capability	Not reviewed for solder process capability
---------------------------	--


Product Compliance Disclaimer

This information is provided based on reasonable inquiry of our suppliers and represents our current actual knowledge based on the information they provided. This information is subject to change. The part numbers that TE has identified as EU RoHS compliant have a maximum concentration of 0.1% by weight in homogenous materials for lead, hexavalent chromium, mercury, PBB, PBDE, DBP, BBP, DEHP, DIBP, and 0.01% for cadmium, or qualify for an exemption to these limits as defined in the Annexes of Directive 2011/65/EU (RoHS2). Finished electrical and electronic equipment products will be CE marked as required by Directive 2011/65/EU. Components may not be CE marked. Additionally, the part numbers that TE has identified as EU ELV compliant have a maximum concentration of 0.1% by weight in homogenous materials for lead, hexavalent chromium, and mercury, and 0.01% for cadmium, or qualify for an exemption to these limits as defined in the Annexes of Directive 2000/53/EC (ELV). Regarding the REACH Regulations, TE’s information on SVHC in articles for this part number is still based on the European Chemical Agency (ECHA) ‘Guidance on requirements for substances in articles’(Version: 2, April 2011), applying the 0.1% weight on weight concentration threshold at the finished product level. TE is aware of the European Court of Justice ruling of September 10th, 2015 also known as O5A (Once An Article Always An Article) stating that, in case of ‘complex object’, the threshold for a SVHC must be applied to both the product as a whole and simultaneously to each of the articles forming part of its composition. TE has evaluated this ruling based on the new ECHA “Guidance on requirements for substances in articles” (June 2017, version 4.0) and will be updating its statements accordingly.

Compatible Parts

<p>TE Part # 464912-E M12 MALE, A CODE, 5P, 10.5MM SMT</p>	<p>TE Part # 374342-E MRDBGR M12 M***** J 2 374342 ABDE</p>	<p>TE Part # T4161320008-001 RPC-M12-FS-8CON-PUR-0.5SH</p>	<p>TE Part # 464272-E M12 METAL SHELL, MALE, VERT, 9MM</p>
<p>TE Part # T4110012081-000 M12 F, 8P GOLD A_CODE S SHIELDED PG9</p>	<p>TE Part # T4112012081-000 M12 F, 8P GOLD A_CODE RA SHIELDED PG9</p>	<p>TE Part # 394863-E M12 METAL SHELL, MALE, VERT, 13MM, D9.55</p>	


Also in the Series | M12 Connector



Connector Hardware(11)



Connector Seals & Cavity Plugs(4)



M8/M12 Cable Assemblies(230)

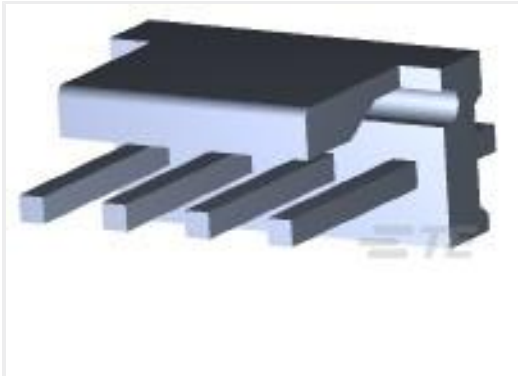


Standard Circular Connectors(792)

Customers Also Bought




TE Part #454950-E
M12 FEMALE, A CODE, 5P, 17MM SMT



TE Part #640445-4
04P MTA156 HDR ASSY FL/STR SN



TE Part #2-2176412-5
5W XSM M/OX 5% 51R



TE Part #6339191-1
MJ,RJ45,SMT,SHLD,LED (Y/G)

Documents

Product Drawings

M12 MALE, A CODE, 8P, 10.5MM SMT

English

CAD Files

Customer View Model

ENG_CVM_CVM_464800-E_1.3d_igs.zip

English

Customer View Model

ENG_CVM_CVM_464800-E_1.3d_stp.zip

English

Customer View Model

ENG_CVM_CVM_464800-E_1.2d_dxf.zip

English

3D PDF

3D

By downloading the CAD file I accept and agree to the [Terms and Conditions](#) of use.

Product Specifications

Application Specification

English

Agency Approvals

UL

English

464800-E

8 Position Circular Connector, Cable-to-Board, Printed Circuit Board, Power & Signal,
Board Mount, A Code, Contacts Preloaded, Shielded, M12 Connector

