Connector Location A

Connector Location B

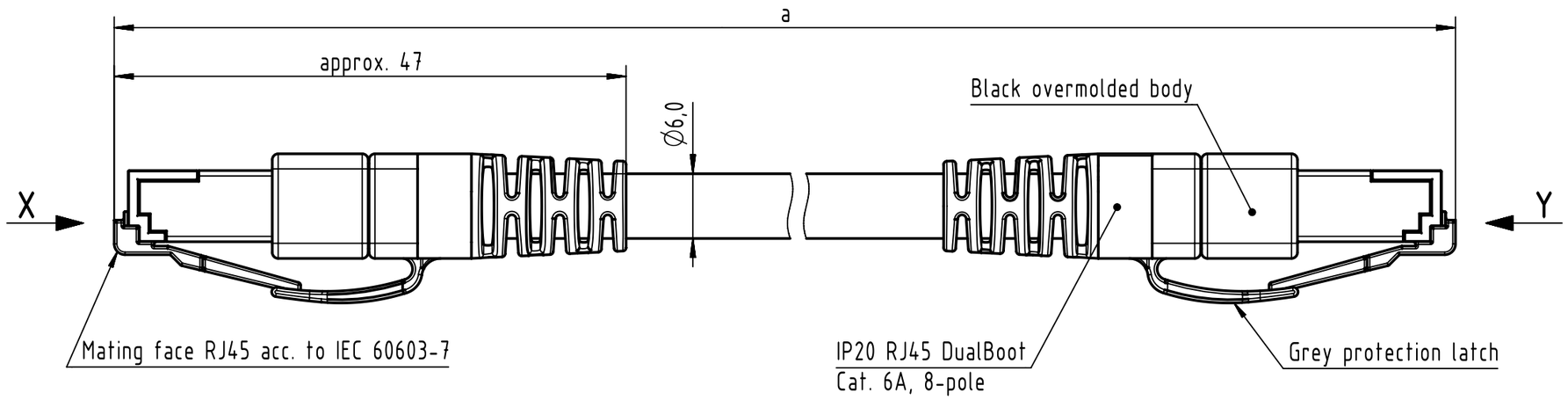

X
male

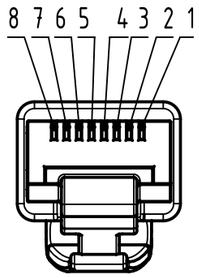

Loading Plan
acc. to TIA/EIA 568B

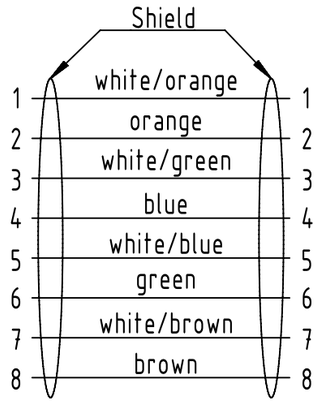

Y
male

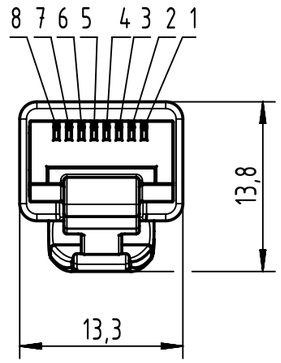

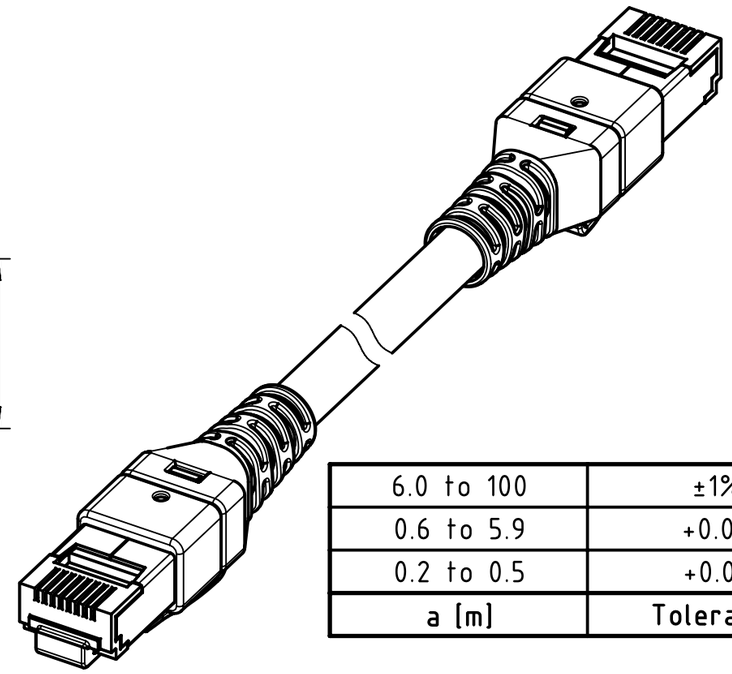

6.0 to 100	±1%
0.6 to 5.9	+0.04
0.2 to 0.5	+0.02
a [m]	Tolerance

length in "1m" step	100	XXX=000
	99	XXX=990
	⋮	⋮
	12	XXX=120
	11	XXX=110
length in "0.1m" step	10	XXX=100
	9.9	XXX=099
	9.8	XXX=098
	⋮	⋮
	0.5	XXX=005
	0.4	XXX=004
	0.3	XXX=003
	0.2	XXX=002
Step	a [m]	XXX

Temperature range:
- Fixed installation: -20°C ... +60°C
- Dynamic installation: 0°C ... +50°C

NOTE:
*** For lengths < 1.0m:**
- relative positioning of the connectors to each other will be as presented in the drawing, however with an admissible angular deviation around cable axis of ± 30°

*** For lengths ≥ 1.0m:**
- relative positioning of the connectors to each other not obligatory

*** Ethernet transmission possible for lengths up to 45m**

Cat. 7 FRNC Ethernet Cable, AWG 26/7, S/FTP, grey	09488787585XXX
Type of cable	**Part no.**

All Dimensions in mm | Tech. Character. | Free size tol. | According to production drawing

All rights reserved

Department HCS - RO

HARTING Customised Solutions
D-32339 Espelkamp

Created by	Inspected by	Standardisation	Date	State
402990 Costa	COSTEA Costea	MUNTEANV Muntean	2020-11-18	Final Release

Title: DualBoot RJ45 FRNC Cat.6A grey

Doc-Key / ECM-Nr.: 100577971/UGD/007/D 500000183441

Type: TB | Number: 09488787585XXX | Rev.: D | Page: 1/1

A3