




Connectors > Circular Connectors > Standard Circular Connectors



Connector System: **Board-to-Board**
Connector Mounting Type: **Board Mount**
Number of Positions: **5**
Connector & Contact Terminates To: **Printed Circuit Board**
Contact Current Rating (Max): **4 A**

Features

Product Type Features

Product Type	Connector Assembly
Connector Product Type	Connector Assembly
Connector System	Board-to-Board
Connector & Contact Terminates To	Printed Circuit Board
Circular Connector Type	Plug

Configuration Features

Keying	A
Number of Positions	5
Contacts Preloaded	Yes

Electrical Characteristics

Operating Voltage	60 VDC
-------------------	--------

Body Features

Environmental Protection	IP67
Entry Style	Top



Contact Features

Contact Current Rating (Max)	4 A
Circular Connector Contact Type	Pin

Termination Features

Termination Method to Printed Circuit Board	Through Hole - Solder
---	-----------------------

Mechanical Attachment

Mating Alignment	With
PCB Mount Alignment	With
PCB Mount Retention	With
Connector Mounting Type	Board Mount
Polarization Code	A
Mating Alignment Type	Polarization
Mating Retention	Without

Usage Conditions

Operating Temperature Range	-25 – 85 °C[-13 – 185 °F]
-----------------------------	---------------------------

Operation/Application

Circuit Application	Power & Signal
Shielded	No

Industry Standards

UL Flammability Rating	UL 94 V-0
------------------------	-----------

Product Compliance

For compliance documentation, visit the product page on TE.com>

EU RoHS Directive 2011/65/EU	Compliant with Exemptions
EU ELV Directive 2000/53/EC	Compliant
China RoHS 2 Directive MIIT Order No 32, 2016	Restricted Materials Above Threshold
EU REACH Regulation (EC) No. 1907/2006	Current ECHA Candidate List: JAN 2024 (240) Candidate List Declared Against: JAN 2024 (240) SVHC > Threshold: Pb (2.7% in Component Part) Article Safe Usage Statements: Do not eat, drink or smoke when using this product. Wash thoroughly after handling. Recycle if possible and dispose of the article by following all applicable governmental regulations relevant to your geographic location.




Halogen Content	Low Halogen - Br, Cl, F, I < 900 ppm per homogenous material. Also BFR/CFR/PVC Free
Solder Process Capability	Not reviewed for solder process capability


Product Compliance Disclaimer

This information is provided based on reasonable inquiry of our suppliers and represents our current actual knowledge based on the information they provided. This information is subject to change. The part numbers that TE has identified as EU RoHS compliant have a maximum concentration of 0.1% by weight in homogenous materials for lead, hexavalent chromium, mercury, PBB, PBDE, DBP, BBP, DEHP, DIBP, and 0.01% for cadmium, or qualify for an exemption to these limits as defined in the Annexes of Directive 2011/65/EU (RoHS2). Finished electrical and electronic equipment products will be CE marked as required by Directive 2011/65/EU. Components may not be CE marked. Additionally, the part numbers that TE has identified as EU ELV compliant have a maximum concentration of 0.1% by weight in homogenous materials for lead, hexavalent chromium, and mercury, and 0.01% for cadmium, or qualify for an exemption to these limits as defined in the Annexes of Directive 2000/53/EC (ELV). Regarding the REACH Regulations, TE’s information on SVHC in articles for this part number is still based on the European Chemical Agency (ECHA) ‘Guidance on requirements for substances in articles’(Version: 2, April 2011), applying the 0.1% weight on weight concentration threshold at the finished product level. TE is aware of the European Court of Justice ruling of September 10th, 2015 also known as O5A (Once An Article Always An Article) stating that, in case of ‘complex object’, the threshold for a SVHC must be applied to both the product as a whole and simultaneously to each of the articles forming part of its composition. TE has evaluated this ruling based on the new ECHA “Guidance on requirements for substances in articles” (June 2017, version 4.0) and will be updating its statements accordingly.


Compatible Parts




TE Part # T4110012051-000
M12 F, 5P GOLD A_CODE S
SHIELDED PG9




TE Part # T4112012051-000
M12 F, 5P GOLD A_CODE RA
SHIELDED PG9



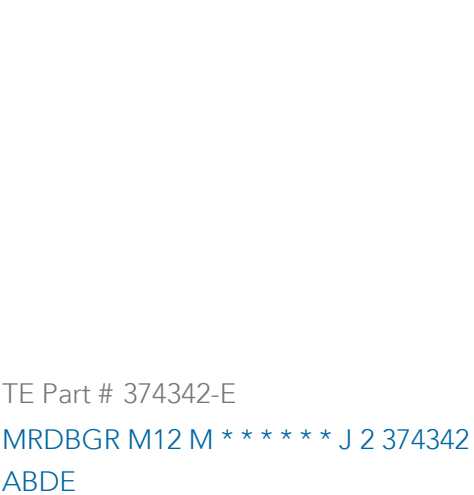
TE Part # T4161320005-001
RPC-M12-FS-5CON-PUR-0.5SH



TE Part # 284377-E
M12 METAL SHELL, MALE, VERT,
13MM, D8.35



TE Part # 394863-E
M12 METAL SHELL, MALE, VERT,
13MM, D9.55



TE Part # 374342-E
MRDBG M12 M***** J 2 374342
ABDE


Also in the Series | [M12 Connector](#)



Connector Caps & Covers(5)




Connector Hardware(12)



Connector Seals & Cavity Plugs(4)



M8/M12 Cable Assemblies(230)



Standard Circular Connectors(803)

Customers Also Bought



TE Part #8-215079-4
MICRO-MATCH FOB.14P




TE Part #1462037-1
IM01GR=IM RELAY 140mW 3V



TE Part #1-1879378-0
TLR 2512 2.0W R0015 1% 50PPM 2K RL



TE Part #2-1761606-3
IDC LOW PRO HDR 10P VERT LG LAT BLUE



TE Part #215297-5
5P HV100 REC CON. TE, 7.0MM



TE Part #6-1625867-7
RP 1J 0.166W 30R9 0.1% 25PPM 1K RL



TE Part #254537-E
SMCQ 20 M AB VV 8-03 CL * H007 137 E005



TE Part #374352-E
M12 MALE, A CODE, 5P, 17MM THR E005



TE Part #374546-E
STVC 96 M ABC VV 4-00 0606 * * 247 E007



TE Part #414575-E
STVH15 15 M ZD VV 3-00 LAFD * A049 199 E

Documents



Product Drawings

M12 MALE, D CODE, 5P, 17MM THR

English

CAD Files

Customer View Model

ENG_CVM_CVM_464834-E_A.3d_igs.zip

English

Customer View Model

ENG_CVM_CVM_464834-E_A.3d_stp.zip

English

Customer View Model

ENG_CVM_CVM_464834-E_A.2d_dxf.zip

English

3D PDF

3D

By downloading the CAD file I accept and agree to the [Terms and Conditions](#) of use.

Product Specifications

Application Specification

English

Agency Approvals

UL

English