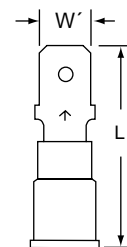




Specialty Terminals

71M-250-32-P, 72M-250-32-P, 73M-250-32-P
Male Disconnect, Vinyl Insulated, Butted Seam



Data Sheet

Product Number	Wire Range (AWG)	L	Male Tab Width (W') x Thickness	Barrel Length	Barrel I.D.	Maximum Insulation Diameter
71M-250-32-P	22-18	0.93	0.250 x 0.032	0.25	0.065	0.145
72M-250-32-P	16-14	0.93	0.250 x 0.032	0.25	0.085	0.170
73M-250-32-P	12-10	1.05	0.250 x 0.032	0.25	0.150	0.250



UNDERWRITERS
LABORATORIES
STANDARD NO. UL 310
3M FILE NO. E70512



CANADIAN STANDARDS
ASSOCIATION
STANDARD NO. C22.2
NO. 153
3M FILE NO. LR22190

Installation Information

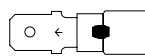
⚠ WARNING


Turn power off before installing or removing terminal. All electrical work should be done according to appropriate electrical codes.

UL Listed and CSA Certified for use on stranded copper (AWG) wire only.

Strip away the end 3/8 inch of wire insulation.

Make the crimp in the proper station of a recommended 3M crimp tool: TH-440, TH-450 (scissor style) hand tools, or TR-490 (ratchet style) hand tools.



 Barrel Crimp (Required)

Specifications

Wire Size:
Barrel Seam:
Max. Voltage Rating:

See Table Above
Butted
600 V Building Wire
1000 V Signs or
Fixtures (Luminaires)
221°F (105°C)
Same as Wire
Vinyl
ETP Copper
Tin

Max. Temperature Rating:
Max. Current:
Insulator Material:
Terminal Material:
Plating:

Suitable for factory application on steel or brass tabs UL or CSA.

Suitable for field application on brass tabs, strain relief required, UL only.

Engineering Specification

Crimp-Type Male Quick-Slide Connectors shall, electrically and mechanically connect permanently to the prestripped end of a stranded copper wire and, have a flat rectangular tongue portion for mating to a Female Disconnect in a separable, reusable manner, forming a Quick Connect Wiring Connection.

The connector line shall offer tongue variations (size 0.250 x 0.032 or 0.187 x 0.020 per ANSI/NEMA DC-2) and barrel variations in wire size 22-18 AWG, 16-14 AWG, 12-10 AWG and construction of non-insulated, vinyl insulated nylon fully insulated, etc.

The Quick-Slide Connectors shall have regulatory agency coverage (UL Listing, CSA Certification). The tongue shall be marked with the wire range and the manufacturer's symbol (↑).

The Vinyl Insulated 0.250" Male Disconnect with Insulation Grip shall be tin plated 0.032" thick copper, with a 0.250" blade conforming to ANSI/NEMA DC-2 dimension and a 0.25" long barrel with a molded vinyl sleeve, color coded, and sized for a specified (AWG) wire range (22-18, 16-14, 12-10).

Insulated connectors shall be UL Listed and CSA Certified for 600 volts maximum, building wire: 1000 volts maximum, signs and fixtures (luminaires) The connector shall be temperature rated 221°F (105°C) maximum.

Quick Slide Connectors shall be suitable for field or factory wiring, with a UL Recognized strain relief required.

3M is a trademark of 3M.



is a trademark of Underwriters Laboratories.



is a trademark of Canadian Standards Association.

IMPORTANT NOTICE

Before using this product, you must evaluate it and determine if it is suitable for your intended application. You assume all risks and liability associated with such use.

Warranty; Limited Remedy; Limited Liability. This product will be free from defects in material and manufacture as of the date of purchase. **3M MAKES NO OTHER WARRANTIES INCLUDING, BUT NOT LIMITED TO, ANY IMPLIED WARRANTY OF MERCHANTABILITY OR FITNESS FOR A PARTICULAR PURPOSE.** If this product is defective within the warranty period stated above, your exclusive remedy shall be, at 3M's option, to replace or repair the 3M product or refund the purchase price of the 3M product. **Except where prohibited by law, 3M will not be liable for any loss or damage arising from this 3M product, whether direct, indirect, special, incidental or consequential regardless of the legal theory asserted.**

3M

Electrical Products Division

6801 River Place Blvd.
Austin, TX 78726-9000
<http://www.3M.com/elpd>

Litho in USA.
© 3M 2002 78-8126-0732-9-A