

PSR-PS22-1NO-1NC-24VDC-SC - Coupling relay



2702524

<https://www.phoenixcontact.com/in/products/2702524>

Please be informed that the data shown in this PDF document is generated from our online catalog. Please find the complete data in the user documentation. Our general terms of use for downloads are valid.



Coupling relay for SIL 3 high and low-demand applications, couples digital output signals to the I/O, 1 enabling current path, 1 confirmation current path, safe state off applications, test pulse filter, fixed screw terminal block

Your advantages

- Up to SIL 3 in accordance with IEC 61508
- Force-guided contacts in accordance with EN 50205
- Easy proof test according to IEC 61508
- Low housing width of just 6.8 mm
- Long service life thanks to filtering of controller test pulses
- 1 enabling current path, 1 diagnostic current path
- Couples digital output signals from failsafe controllers to I/O devices (valves, etc.) for electrical isolation and power adaptation
- Corrosion protection through protective coating on the PCB

Commercial data

Item number	2702524
Packing unit	1 pc
Minimum order quantity	1 pc
Sales key	DNA
Product key	DNA172
Catalog page	Page 250 (C-6-2019)
GTIN	4055626280240
Weight per piece (including packing)	166.2 g
Weight per piece (excluding packing)	71.494 g
Customs tariff number	85364900
Country of origin	DE

Technical data

Notes

Note on application

Note on application	Only for industrial use
---------------------	-------------------------

Utilization restriction

CCCex note	Use in potentially explosive areas is not permitted in China.
------------	---

Product properties

Product type	Coupling relay
Product family	PSRmini
Application	Safe switch off
	High demand
	Low demand
	Ex
Control	1 and 2 channel
Relay type	Electromechanical relay with force-guided contacts in accordance with IEC/EN 61810-3

Insulation characteristics

Overvoltage category	III
Degree of pollution	2

Times

Typ. starting time with U_s	< 150 ms (with U_s when controlled via A1)
Typical release time	< 30 ms (when controlled via A1)
Recovery time	500 ms

Electrical properties

Maximum power dissipation for nominal condition	3.28 W ($I_L^2 = 36 \text{ A}^2$)
Nominal operating mode	100% operating factor
Rated insulation voltage	250 V AC
Rated surge voltage/insulation	Basic insulation 4 kV between all current paths and housing
	Safe isolation, 6 kV reinforced insulation from the control circuit (A1/A2) and diagnostics circuit (0V/21/22) to the enabling current path (13/14)

Supply

Designation	A1/A2
Rated control circuit supply voltage U_s	20.4 V DC ... 26.4 V DC
Rated control circuit supply voltage U_s	24 V DC -15 % / +10 %
Rated control supply current I_s	typ. 45 mA
Power consumption at U_s	typ. 1.08 W
Inrush current	typ. 150 mA ($\Delta t < 5 \text{ ms}$ at U_s)
	max. 3 ms (at A1-A2 in the event of voltage dips at U_s)

PSR-PS22-1NO-1NC-24VDC-SC - Coupling relay



2702524

<https://www.phoenixcontact.com/in/products/2702524>

Filter time	max. 3 ms (at A1-A2; low test pulse width)
	≥ 50 ms (at A1-A2; low test pulse rate)
	max. 17 ms (at A1-A2; high test pulse width)
	≥ 600 ms (at A1-A2; high test pulse rate)
Protective circuit	Serial protection against polarity reversal; Suppressor diode 33 V

Supply

Designation	21/0V
Diagnostic supply voltage U_D	24 V DC -15 % / +10 %
Input current at U_D	6 mA (at the contacts 21/0V for U_D ; + 100 mA depending on load at contact 22)
Inrush current at U_D	typ. 200 mA ($\Delta t < 1$ ms; for contacts 21 - 0 V at U_D)
Protective circuit	Serial protection against polarity reversal; Suppressor diode 33 V

Output data

Relay: Enabling current path (13/14)

Output description	2 N/O contacts in series, without delay, floating
Number of outputs	1 (safety-related)
Contact switching type	1 enabling current path
Contact material	AgSnO ₂
Switching voltage	min. 12 V AC/DC
	max. 250 V AC/DC
Switching capacity	min. 60 mW
Inrush current	min. 3 mA
	max. 6 A
Limiting continuous current	6 A (High demand)
	4 A (Low demand)
Sq. Total current	36 A ² (observe derating)
Switching frequency	max. 0.1 Hz
Mechanical service life	10x 10 ⁶ cycles
Output fuse	6 A gL/gG
	4 A gL/gG (for low-demand applications)

Relay: Confirmation current path (21/22)

Output description	2 N/C contacts in series, without delay, not floating (reference ground: 0V)
Number of outputs	1 (safety-related)
Contact switching type	1 confirmation current path
Contact material	AgCuNi, + Au
Switching voltage	min. 20.4 V DC
	max. 26.4 V DC
Switching capacity	min. 20 mW
Inrush current	min. 1 mA
	max. 100 mA
Limiting continuous current	100 mA

PSR-PS22-1NO-1NC-24VDC-SC - Coupling relay



2702524

<https://www.phoenixcontact.com/in/products/2702524>

Switching frequency	max. 0.1 Hz
Mechanical service life	10x 10 ⁶ cycles
Output fuse	150 mA Fast-blow

Connection data

Connection technology

pluggable	no
-----------	----

Conductor connection

Connection method	Screw connection
Conductor cross section rigid	0.2 mm ² ... 2.5 mm ²
Conductor cross section flexible	0.2 mm ² ... 2.5 mm ²
Conductor cross-section AWG	26 ... 12
Stripping length	12 mm
Screw thread	M3
Tightening torque	0.5 Nm ... 0.6 Nm

Signaling

Status display	2 x LED (green)
Operating voltage display	1 x LED (yellow)
Error indication	1 x LED (red)

Dimensions

Width	6.8 mm
Height	93.1 mm
Depth	102.5 mm

Material specifications

Color (Housing)	yellow (RAL 1018)
Housing material	PBT

Characteristics

Safety data

Stop category	0
---------------	---

Safety data: EN 50156-2

Safety Integrity Level (SIL)	3 (Reference IEC 61508)
------------------------------	-------------------------

Safety data: IEC 61508 - High demand

Safety Integrity Level (SIL)	3
------------------------------	---

Safety data

Safety Integrity Level (SIL)	3
------------------------------	---

Safety data: IEC 61508 - Low demand

Safety Integrity Level (SIL)	3
------------------------------	---

PSR-PS22-1NO-1NC-24VDC-SC - Coupling relay



2702524

<https://www.phoenixcontact.com/in/products/2702524>

Safety data

Safety Integrity Level (SIL)	3
------------------------------	---

Safety data: IEC 61508 - Low demand

Safety Integrity Level (SIL)	3
------------------------------	---

Environmental and real-life conditions

Ambient conditions

Degree of protection	IP20
Min. degree of protection of inst. location	IP54
Ambient temperature (operation)	-40 °C ... 70 °C (observe derating)
Ambient temperature (storage/transport)	-40 °C ... 85 °C
Maximum altitude	≤ 2000 m (Above sea level)
Max. permissible humidity (storage/transport)	75 % (on average, 85% infrequently, non-condensing)
Max. permissible relative humidity (operation)	75 % (on average, 85% infrequently, non-condensing)
Shock	15g
Vibration (operation)	10 Hz ... 150 Hz, 2g

Approvals

ATEX

Identification	Ex II 3G Ex ec nC IIC T4 Gc
Certificate	UL 22 ATEX 2912X

IECEX

Identification	Ex ec nC IIC T4 Gc
Certificate	IECEX UL 22.0037X

UL, USA/Canada

Identification	cULus
Certificate	E140324

UL Ex, USA / Canada

Identification	Class I, Zone 2, AEx ec nC IIC T4 / Ex ec nC IIC Gc T4 X
	Class I, Div. 2, Groups A, B, C, D, T4
Certificate	E360692

CE

Identification	CE-compliant
----------------	--------------

Environmental simulation test

Identification	G3
Certificate	ISA-S71.04

CCC / China-Ex

Identification	Ex ec nC IIC T4 Gc
Certificate	2022122304115695

PSR-PS22-1NO-1NC-24VDC-SC - Coupling relay



2702524

<https://www.phoenixcontact.com/in/products/2702524>

Mounting

Mounting type	DIN rail mounting
Assembly note	See derating curve
Mounting position	vertical or horizontal

PSR-PS22-1NO-1NC-24VDC-SC - Coupling relay

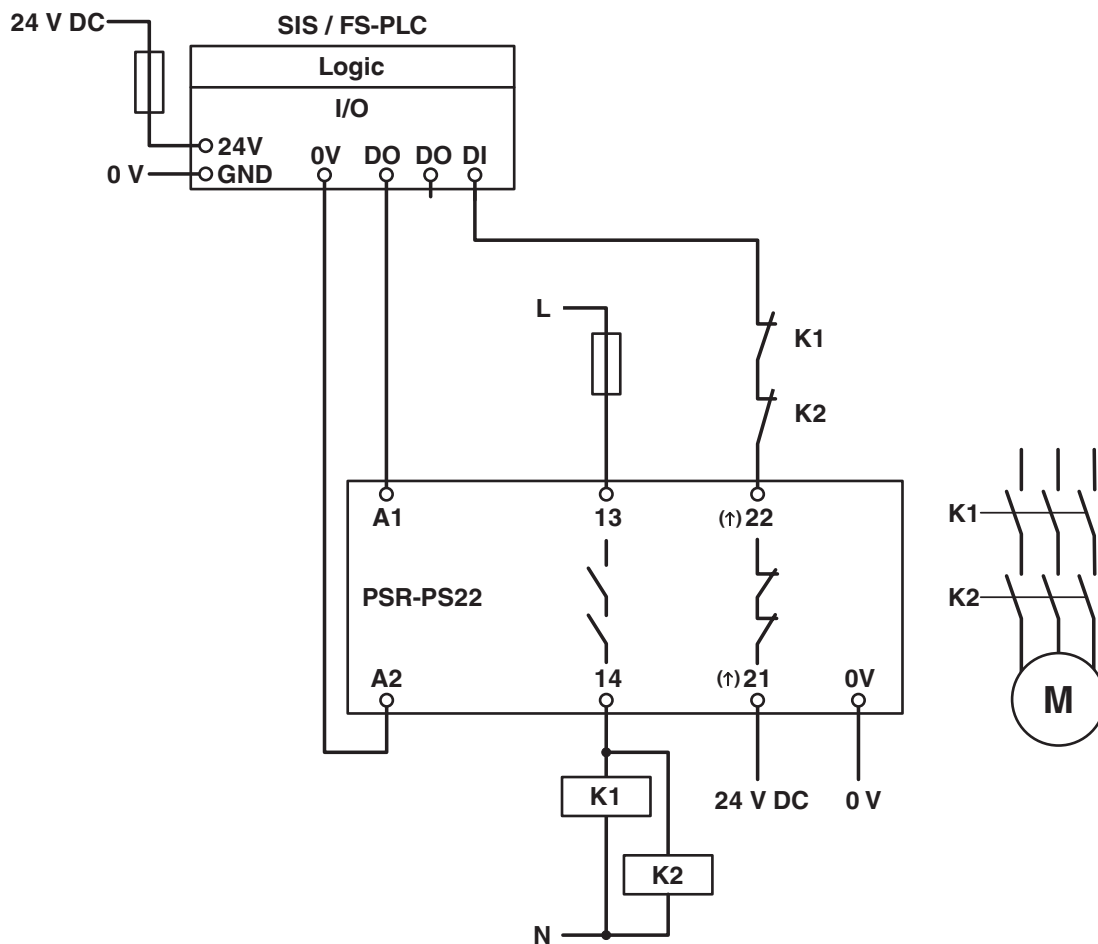
2702524

<https://www.phoenixcontact.com/in/products/2702524>



Drawings

Circuit diagram



Example application

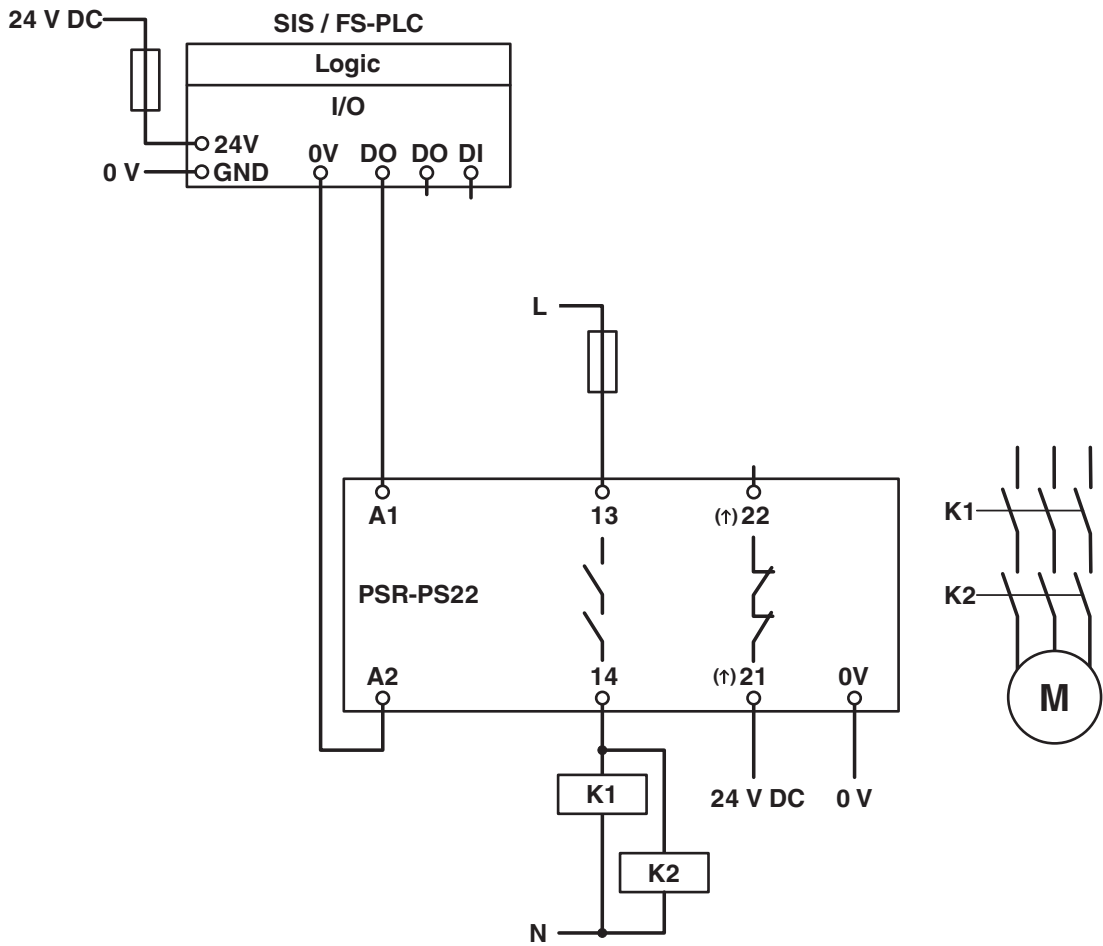
PSR-PS22-1NO-1NC-24VDC-SC - Coupling relay



2702524

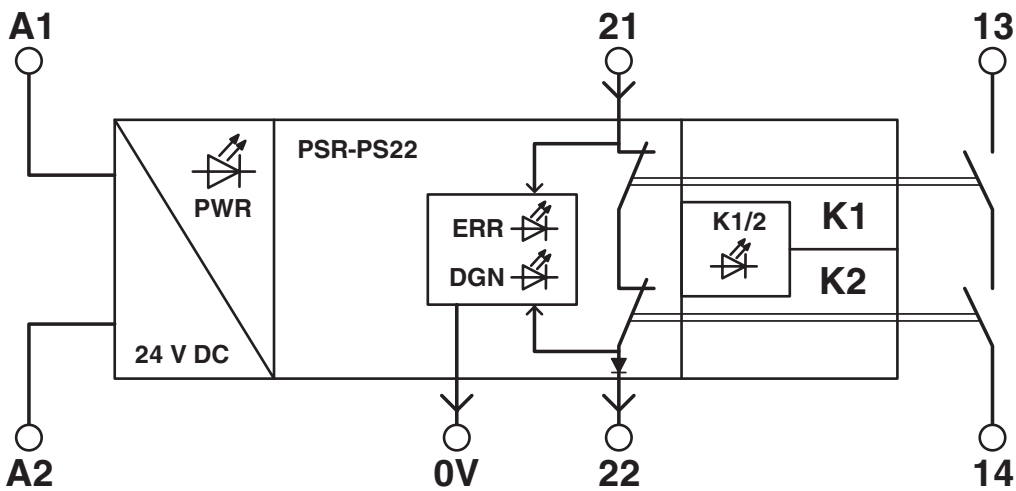
<https://www.phoenixcontact.com/in/products/2702524>

Circuit diagram



Example application

Block diagram



Block diagram

PSR-PS22-1NO-1NC-24VDC-SC - Coupling relay



2702524

<https://www.phoenixcontact.com/in/products/2702524>

Approvals

To download certificates, visit the product detail page: <https://www.phoenixcontact.com/in/products/2702524>



Functional Safety

Approval ID: 44-780-15124306



Functional Safety

Approval ID: 4420515124306



cULus Listed

Approval ID: E140324



IECEx

Approval ID: IECEx ULD 22.0037X



ATEX

Approval ID: UL 22 ATEX 2912X



cULus Listed

Approval ID: E360692



CCC

Approval ID: 2022122304115695

PSR-PS22-1NO-1NC-24VDC-SC - Coupling relay



2702524

<https://www.phoenixcontact.com/in/products/2702524>

Classifications

ECLASS

ECLASS-13.0	27371819
-------------	----------

ETIM

ETIM 9.0	EC001449
----------	----------

UNSPSC

UNSPSC 21.0	39122200
-------------	----------

Environmental product compliance

EU RoHS

Fulfills EU RoHS substance requirements	Yes
Exemption	7(a), 7(c)-I

China RoHS

Environment friendly use period (EFUP)	EFUP-50
	An article-related China RoHS declaration table can be found in the download area for the respective article under "Manufacturer declaration". For all articles with EFUP-E, no China RoHS declaration table issued and required.

EU REACH SVHC

REACH candidate substance (CAS No.)	Lead(CAS: 7439-92-1)
SCIP	b619f461-249e-46c4-89cf-a70789c77101