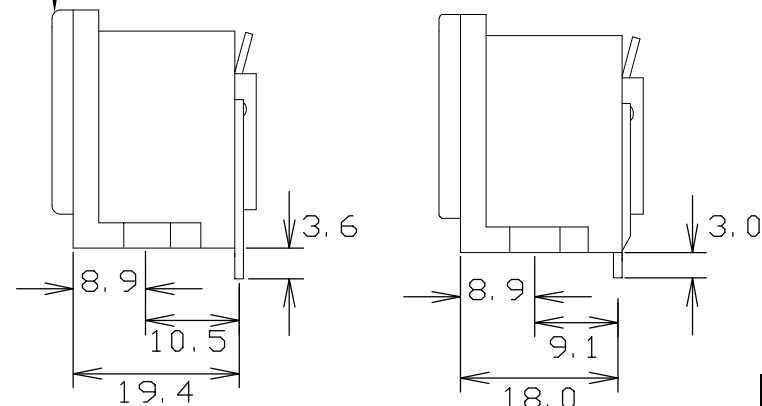


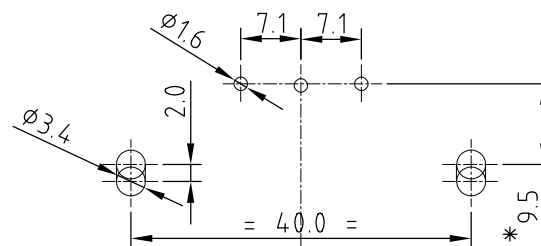
R0.2 INSIDE  
AND OUTSIDE

DIMS IN CAVITY AS PER DRWG  
355-A2 ISSUE F (IEC 320 C14)

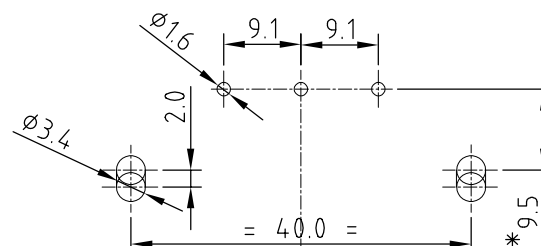


MS1 Y-PCA  
MS1 Y-PCB

MS1 Y-PCA/X  
MS1 Y-PCB/X



PC LAYOUT  
MS1Y-PCA



PC LAYOUT  
MS1Y-PCB

## \*8.0 FOR 'X' VARIANT

ISS.	AMEND	DATE
1	1st DRAWN	06/04/93
2	PLATING ADD	10/06/93
3	ERROR CORRECT	07/07/95
4	ENEC17 ADD	07/03/03
5	PLATING AMEND	30/05/06
6	CSA REMOVED	16/06/08
7	UL, S MARK REMOVED	24/01/17

## VARIANTS

MODEL	P/No.
MS1Y-PCA/BLK	CL 19210Y
MS1Y-PCA/X-BLK	CL 192101Y
MS1Y-PCB/BLK	CL 19211Y
MS1Y-PCB/X-BLK	CL 192111Y

APPROVED ENEC17 FOR ALL EC COUNTRIES.

**Cliff Electronic Components Ltd.**

76 Holmethorpe Avenue, Holmethorpe Industrial Estate,  
Redhill, Surrey, RH1 2PF, England, UK  
Tel: 01737-771375 Fax: 01737-766012 Website: [www.cliffuk.co.uk](http://www.cliffuk.co.uk)

DIMENSIONS IN MILLIMETERS UNLESS OTHERWISE STATED. WORK TO DIMENSIONS. REMOVE ALL BURRS. IF IN DOUBT ASK.

3rd ANGLE PROJECTION: 

MATERIAL: POLYAMIDE / BRASS

FINISH:	AS MOULDED / Sn PLATED
---------	------------------------

DRAWN: C.A.M.J.

APPROVED: RWT

TITLE: PC MOUNTING IEC INLET MS1Y-PC

DRWG. No.	CL 19210Y
-----------	-----------

FORM: A4DRWGH

THE CONTENTS OF THIS DOCUMENT MUST NOT BE COPIED OR DISCLOSED  
TO A 3rd PARTY WITHOUT WRITTEN PERMISSION OF CLIFF UK. © 1993

**RoHS**  
**✓ COMPLIANT**

## TOLERANCE

NO DEC. PLACE  $\pm$   
1 DEC. PLACE  $\pm 0.20$   
2 DEC. PLACE  $\pm$   
HOLE  $\varnothing \pm 0.10$   
ANGLES  $\pm 1^\circ$   
UNLESS  
OTHERWISE STATED

DO NOT SCALE