


RF 19, silver, full illumination, 2.9 ± 0.6 N, lamp yellow, bezel white, 1 NO



fields of application

› Measurement-control-regulation

› Mechanical and system engineering

› Automotive

› Electro-medical

special features

› Silver contacts, reliable switching with medium currents

› Optional: spot illumination or full illumination

› Key grid 23 mm

› Overall height: 9.7 mm

› Terminal technology: THT



description

The RF 19 silver tactile switches have a 19 x 19 mm edge length, reliable silver contacts and a noticeable click. They are used in flat data entry keyboards under overlays or under keycaps, such as RAFI RK 90 keycaps.

Flat data entry keyboards with RF 19 elements should be constructed in a 23 mm grid. With this grid, strips of glue remain between the individual keys on the front panel. The overlay, which we recommend embossing above the key switches, can be glued onto these strips of glue.

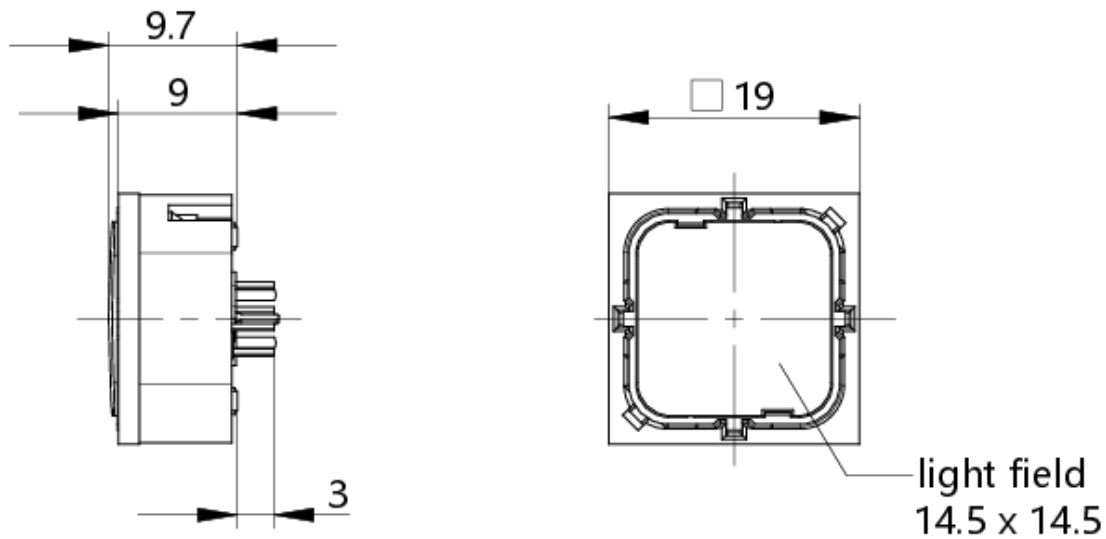
technical data

› general		direct links
Bezel color	white	› RAFI eCatalog
Luminous element color	yellow	
Operating temperature, min.	-25 °C	
Operating temperature, max.	70 °C	
Storage temperature, min.	-25 °C	
Storage temperature, max.	70 °C	
illuminated	Yes	
Luminous elements	Full illumination 2 LEDs	
Soldering time for manual soldering, max.	5 sec	
Soldering temperature for manual soldering	350 °C	
Soldering temperature for wave soldering	260 °C	
Soldering	Manual / wave	
Solder heat resistance according to standard	DIN EN 60068-2-20	
Packaging	Tube	

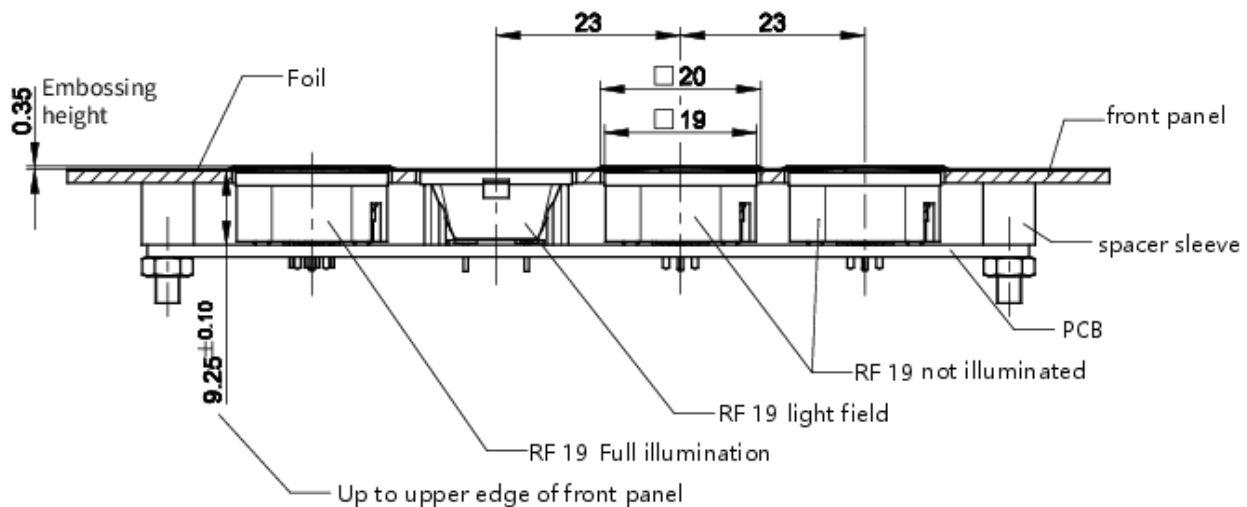
Packaging unit	25 pcs.
net weight	5.5 g
Operating life	1,000,000 cycles
B10	1,300,000 cycles
Environment resistance	IEC 60068-2-14 IEC 60068-2-30 IEC 60068-2-33 IEC 60068-2-78
MOQ order	25 pcs.
RoHS compliant	Yes
REACH compliant	Yes
<b>&gt; mounting diameters</b>	
Outside dimension, length	19.05 mm
Outside dimension, width	19.05 mm
Outside dimension, height	9.7 mm
Installation height	9.7 mm
Grid, min.	23 mm
<b>&gt; mechanical data</b>	
Actuation function	momentary contact function
Operating force, max.	100 N
Operating force, min.	2.9 ± 0.6 N
Switching travel	0.5 <sup>+0.3</sup> mm
Contact function	1 NO
Contact system	Snap-action contact
Contact material	Silver
Fixing	Soldering
Solderability	Yes
Terminal on the rear	THT
<b>&gt; electrical data</b>	
Operating voltage of the luminous element, min.	2 V
Operating voltage of the luminous element, max.	5 V
Rated voltage, min.	3 V
Rated voltage, max.	35 V
Rated current, min.	0.0001 A
Rated current, max.	0.25 A
Rated power, max.	12.5 W
dropping resistor	no

## drawings

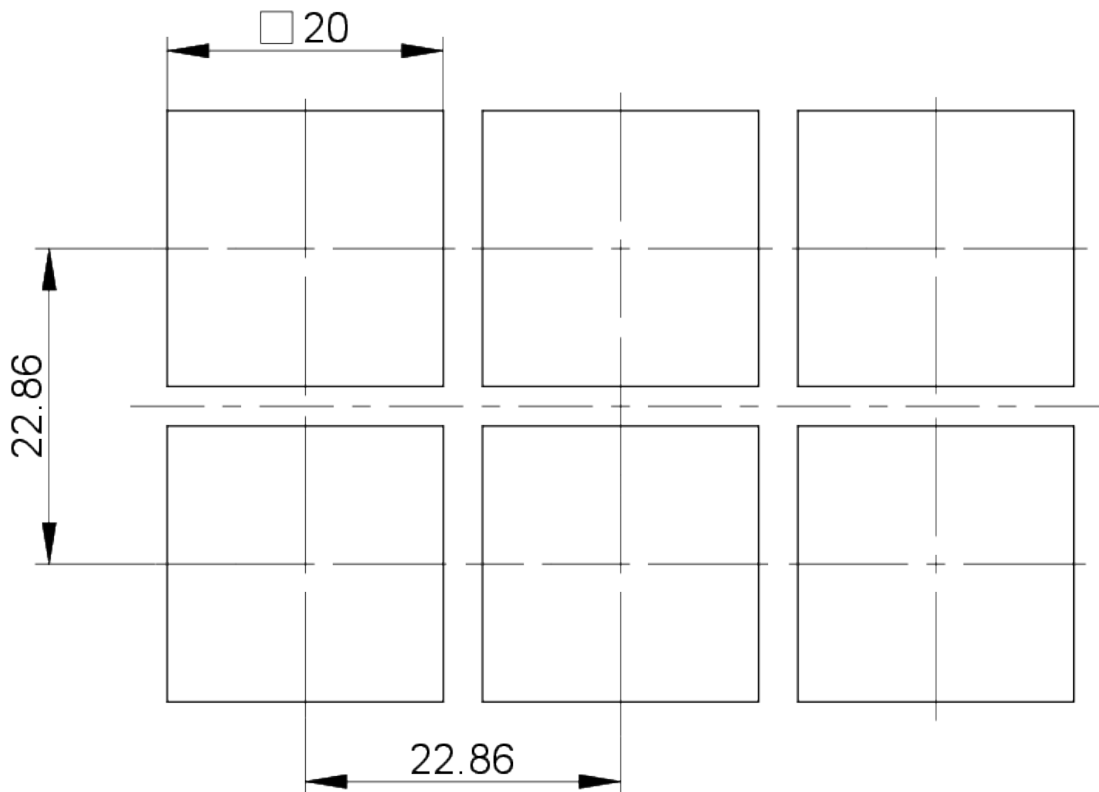
### Dimensioned drawing



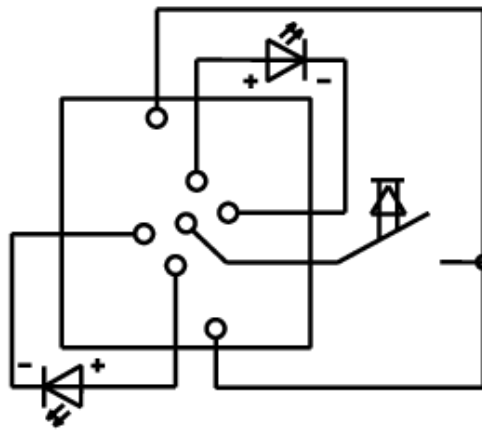
### System drawing



## front panel drawing



## Circuit diagram



Button full illumination