

6

5

4

3

2

1

D

C

B

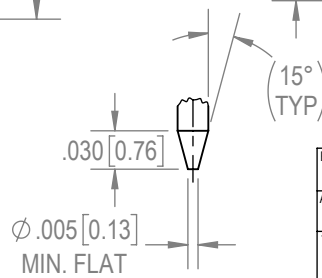
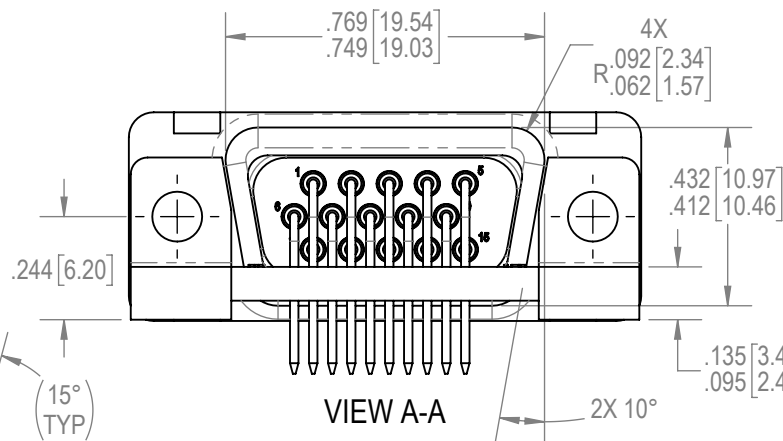
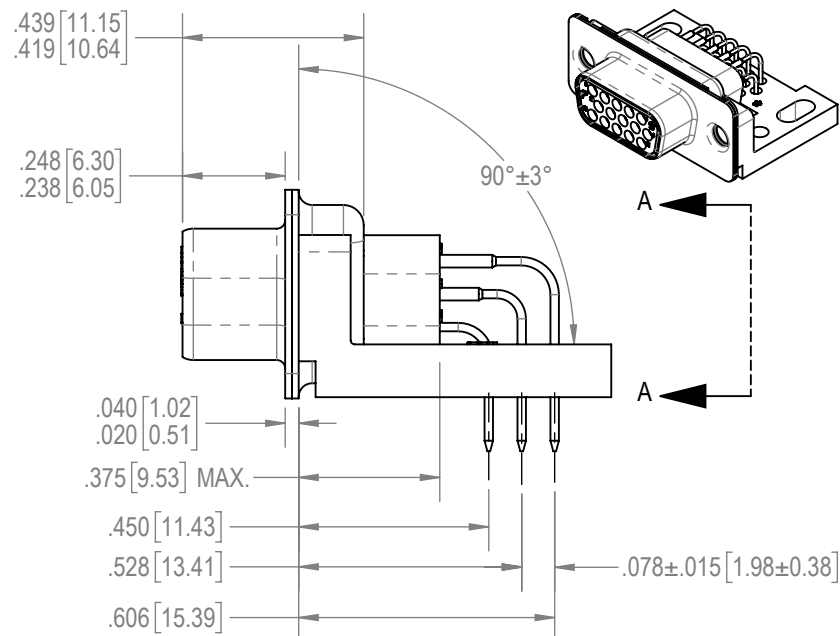
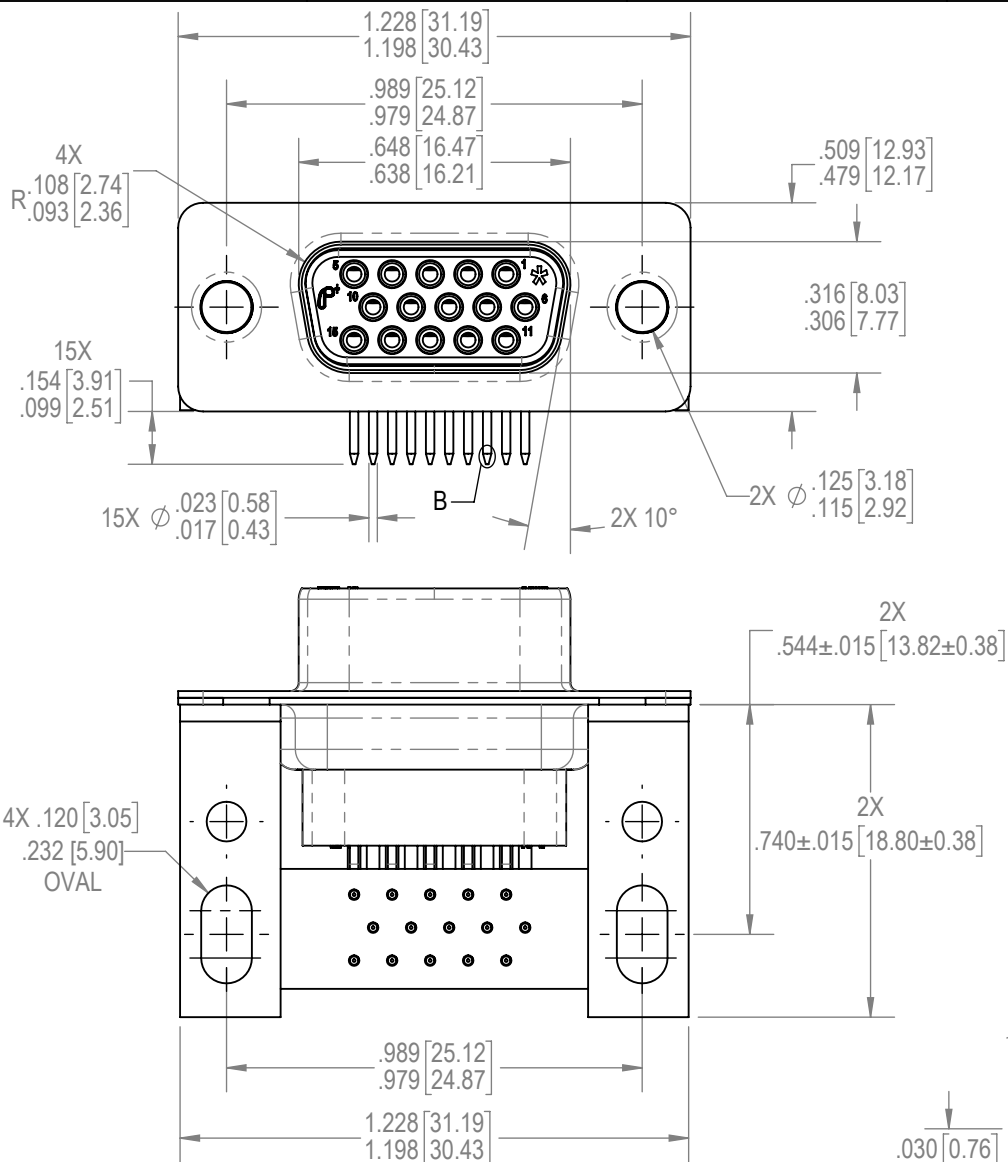
A

D



C

B

A

**NOTES:**

1. THE REQUIREMENTS FOR THE PRODUCT HERE IN SHALL CONSIST OF MIL-DTL-24308.
2. IN THE EVENT OF A CONFLICT BETWEEN THIS DOCUMENT AND MIL-DTL-24308, MIL-DTL-24308 SHALL TAKE PRECEDENCE.

BY AP		CHK ND	3RD ANGLE 		<p>POSITRONIC BELIEVES THE DATA ON THE DRAWING TO BE RELIABLE. THE USER EMPLOYS SUCH INFORMATION AT HIS OWN DISCRETION AND RISK. POSITRONIC ASSUMES NO RESPONSIBILITY FOR RESULTS OBTAINED OR DAMAGES INCURRED FROM USE OF SUCH INFORMATION IN WHOLE OR IN PART.</p>	 <b>Positronic®</b> CONNECTPOSITRONIC.COM
APR AB		RELEASED DATE: 2022-10-31	SCALE NTS			
TOLERANCES ±.010 INCHES [0.25 mm]			PART NUMBER M24308/23-73F			
DIMENSIONS ARE IN INCHES. (MILLIMETER EQUIVELANTS GIVEN FOR REFERENCE ONLY)					TITLE M24308/23-73F	
CREATED ON: 2022-10-29			SHEET SHEET 1 OF 1		REV A	

6

5

4

3

2

1