



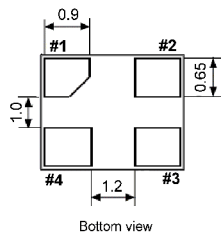
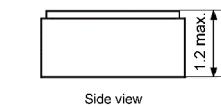
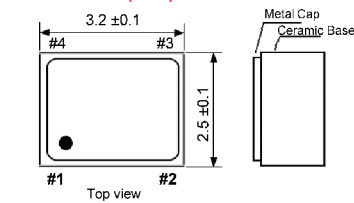
Clock Oscillator SMD-version

+3.3 V

part no.	12.95050
model	KXO-V96T
frequency	8.0 MHz
frequency stability -40° ~ +85°C	±50 ppm
operating temperature	-40° ~ +85°C
storage temperature	-50° ~ +125°C
symmetry	40 % ~ 60 % at 50 % V _{DD} level
rise & fall time max.	5 ns (10 % V _{DD} ~ 90 % V _{DD} level)
"0" level max.	VOL: 10 % V _{DD}
"1" level min.	VOH: 90 % V _{DD}
input voltage V _{DD}	+3.3 V ±5 %
stand-by control voltage (pin#1)	V _{IH} (min): 70 % V _{DD} V _{IL} (max): 30 % V _{DD} *
supply voltage	-0.5 V ~ +7.0 V
input current	4.0 mA typ., 6.0 mA max .
output load max.	15 pF (HCMOS)
start up time max.	10 ms
disable delay time max.	150 ns
enable delay time max.	10 ms
stand by current max.*	50 µA (Pin #1 = VIL)
jitter max.	deterministic jitter 5 ps norm 1-sigma 7 ps random jitter 7 ps peak to peak 40 ps
contents of reel	1000 pcs.

* Internal crystal oscillation to be halted (pin#1=VIL)

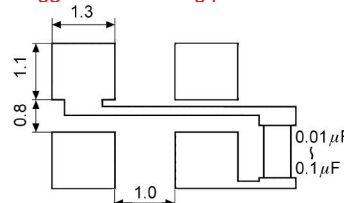
Dimensions (mm):



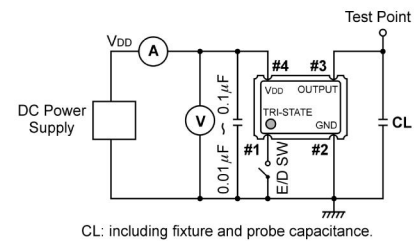
PIN	Connection
1	"L" (0V) "H" or OPEN
2	GND
3	Z OUTPUT
4	V _{DD}

Z: high impedance

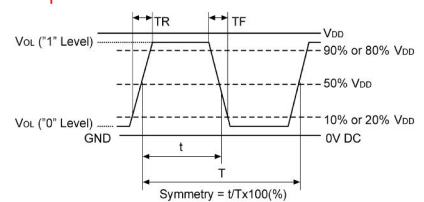
Suggested soldering pad:



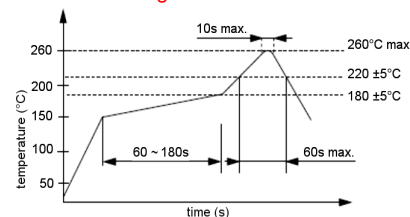
Test circuit:



Output Waveform:



Reflow soldering condition:



Tape specification:

