© 2017 TE Connectivity. All Rights Reserved.

| REVISIONS 変更 | | | | | |
|---|---|---|---|---|---|
| P | LTR | DESCRIPTION | DATE | DWN | APVD |
| | F8 | OBSOLETED PNS 2-178811-6 & 4-178811-6 | 12NOV2020 | PSJ | TM |

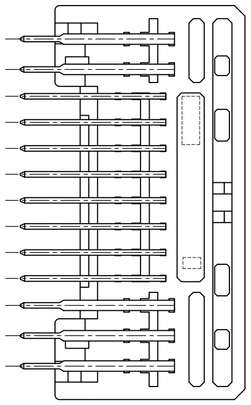

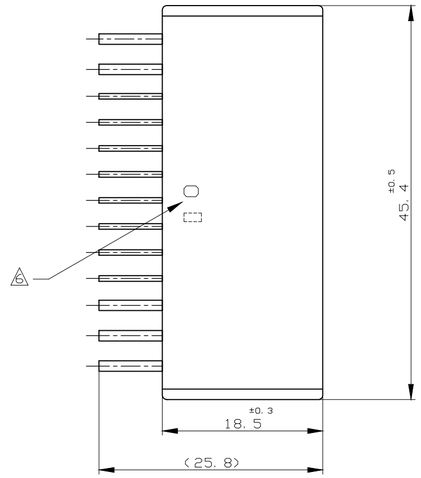


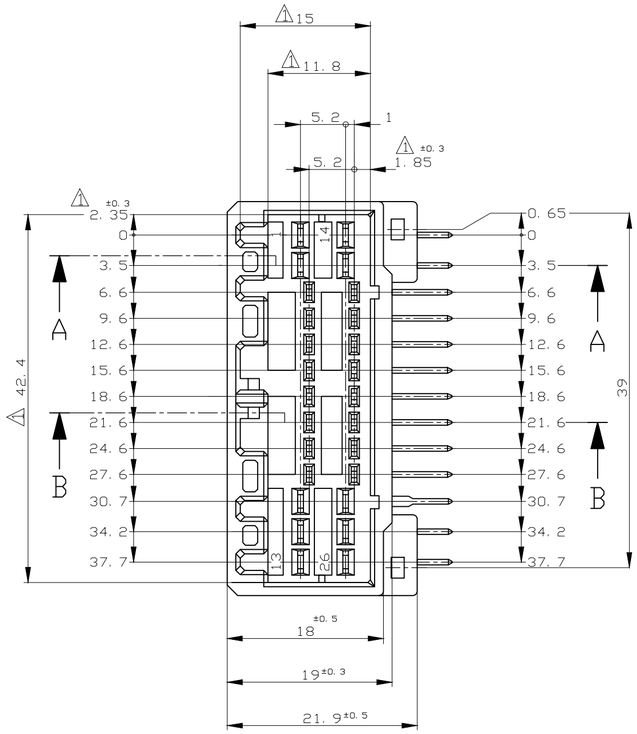


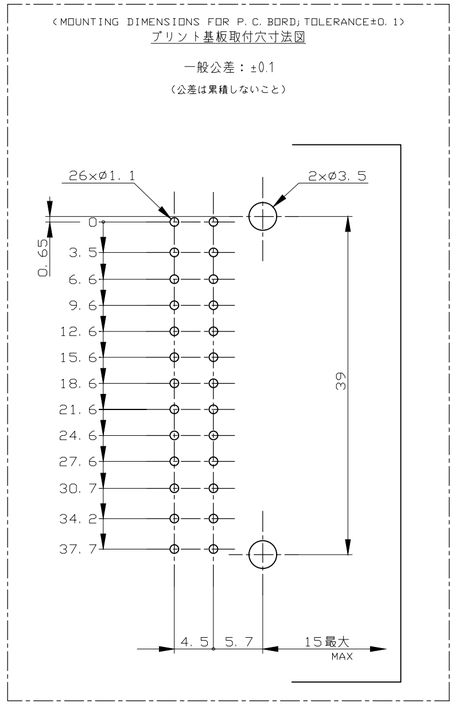


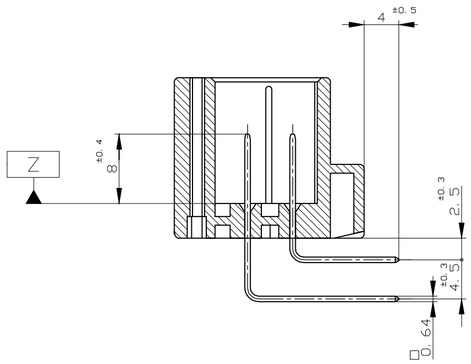


A-A

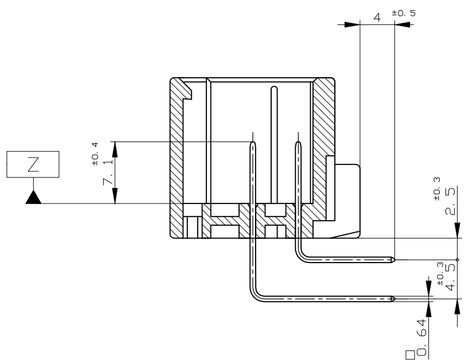


B-B

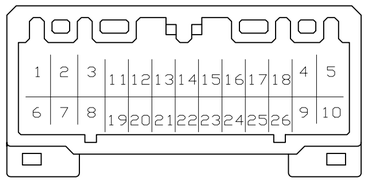


| | | | | | | | |
|---|---|---|---|---|---|---|---|
| | 54 | SELECTIVE-TIN (MATTE) / PRE-TINNED (錫めっき)×24 | SELECTIVE GOLD (部分金めっき)×2 | — | ⑭, ㉒ | GRAY 灰色 | 4-5178811-6 |
| | 52 | SELECTIVE-TIN (MATTE) / PRE-TINNED (錫めっき)×20 | SELECTIVE GOLD (部分金めっき)×6 | ⑨ | ⑯, ⑱, ㉔～㉖ | GRAY 灰色 | 2-5178811-6 |
| | 54 | SELECTIVE-TIN (MATTE) / PRE-TINNED (錫めっき)×24 | SELECTIVE GOLD (部分金めっき)×2 | — | ⑭, ㉒ | NATURAL 自然色 | 4-5178811-1 |
| | 53 | SELECTIVE-TIN (MATTE) / PRE-TINNED (錫めっき)×10 | SELECTIVE GOLD (部分金めっき)×16 | — | ⑪～㉖ | BLACK 黒色 | 3-5178811-2 |
| OBSOLETE | ~~4~~ ⑥ | TIN-LEAD / PRE-TINNED (錫めっき)×24 | SELECTIVE GOLD (部分金めっき)×2 | — | ~~⑭, ㉒~~ | GRAY 灰色 | ~~4-178811-6~~ |
| | 4 ⑥ | TIN-LEAD / PRE-TINNED (錫めっき)×24 | SELECTIVE GOLD (部分金めっき)×2 | — | ⑭, ㉒ | NATURAL 自然色 | 4-178811-1 |
| OBSOLETE | ~~2~~ ⑥ | TIN-LEAD / PRE-TINNED (錫めっき)×20 | SELECTIVE GOLD (部分金めっき)×6 | ⑨ | ~~⑯, ⑱, ㉔～㉖~~ | GRAY 灰色 | ~~2-178811-6~~ |
| | 0 ⑥ | PRE-TINNED 錫メッキ×26 | | — | — | YELLOW 黄色 | 178811-7 |
| | 0 ⑥ | PRE-TINNED 錫メッキ×26 | | — | — | GRAY 灰色 | 178811-6 |
| | 5 ⑥ | SELECTIVE-TIN (MATTE) 部分錫めっき | SELECTIVE GOLD (部分金めっき)×26 | ①～⑩ | ⑪～㉖ | GRAY 灰色 | 178811-3 |
| | 1 ⑥ | SELECTIVE-TIN (MATTE) 部分錫めっき | SELECTIVE-TIN (錫めっき)×26 | — | — | NATURAL 自然色 | 178811-2 |
| | 0 ⑥ | PRE-TINNED 錫メッキ×26 | | — | — | NATURAL 自然色 | 178811-1 |
| MARKING マーキング | | SOLDERING SIDE 半田付け部 | CONTACT SIDE 接触部側 | POWER CIRCUIT NO. パワー回路 | SIGNAL CIRCUIT NO. シグナル回路 | HOUSING COLOR ハウジング色 | PART NO |
| | | FINISH OF CONTACT タブ仕上(本数) | | CIRCUIT NO. OF GOLD PLATED CONTACT 金メッキ端子使用回路番号 | | | |

1. MUST BE KEPT BETWEEN Z AND 2
2. THE MATING PLUG HSG.PART NUMBER: 174516, 917992
3. RECOMMENDED MOUNTING SCREW; 3mm DIA, 6mm LENGTH (MAX.) PAN HEAD, CLASS 2 TAPPING SCREW SPECIFIED IN JIS B1115, B1122 (TIGHTENING TORAUE; 0.4N-m (4Kg-cm) MAX)
4. APPLICABLE PRODUCT SPEC NO.: 108-5280, 108-5342
5. CIRCUIT NUMBER
   POWER CIRCUIT NO. ①～⑩
   SIGNAL CIRCUIT NO. ⑪～㉖
6. INDICATED PREFIX AND ID MARK OF PRODUCT P/N BY HOT MARK

1. Z 面から2mmの範囲で測定
2. 嵌合相手ハウジング型：174516, 917992
3. 推奨取付ねじ：JIS B1115, B1122 タッピングねじ, なべ2種 呼び径3, 長さ6mm以下（締付けトルク；0.4N-m（4kg-cm）以下）
4. 適用製品規格番号：108-5280, 108-5342
5. 回路番号：上図参照のこと
   パワー回路 ①～⑩
   シグナル回路 ⑪～㉖
6. 適用製品型番のプリフィックス及びIDマークをカラーホットマークにて表示

THIS DRAWING IS A CONTROLLED DOCUMENT.

TOLERANCES UNLESS OTHERWISE SPECIFIED: 一般公差
0<x<10: ±0.2
10<x<30: ±0.25
30<x<100: ±0.3
ANGLES: ±3°

DIMENSIONS: 単位：耗 mm

TOLERANCES UNLESS OTHERWISE SPECIFIED: 一般公差
0 PLC ± –
1 PLC ± –
2 PLC ± –
3 PLC ± –
4 PLC ± –
ANGLES ± –

MATERIAL 材料 HOUSING : PBT CONTACT : BRASS

FINISH 仕上 SEE TABLE 表参照

DWN M.KADOSAKI 17MAY05
CHK T.SHINOHARA 17MAY05
APVD K.BETSUI 17MAY05
PRODUCT SPEC 製品規格
APPLICATION SPEC 取付適用規格
WEIGHT —

TE Connectivity

NAME 名称: 26POSITION CAP HOUSING ASSEMBLY 040/070 HYBRID I/O CONNECTOR

| SIZE | CAGE CODE | DRAWING NO 番号 | RESTRICTED TO |
|---|---|---|---|
| A2 | 00779 | C-178811 | — |

CUSTOMER DRAWING | SCALE 尺度 2:1 | SHEET 1 OF 1 | REV F8

178811