© – TE Connectivity. All Rights Reserved.

REVISIONS 変更					
P	LTR	DESCRIPTION	DATE	DWN	APVD
	G4	REVISED ECR-20-007333	01JUL2020	PSJ	TM

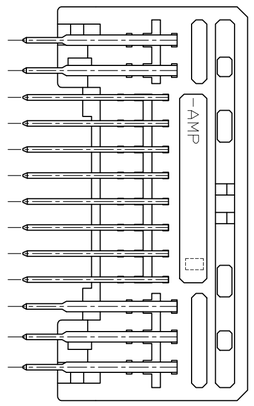

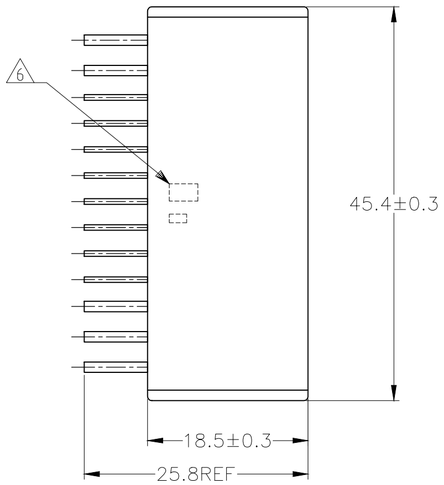

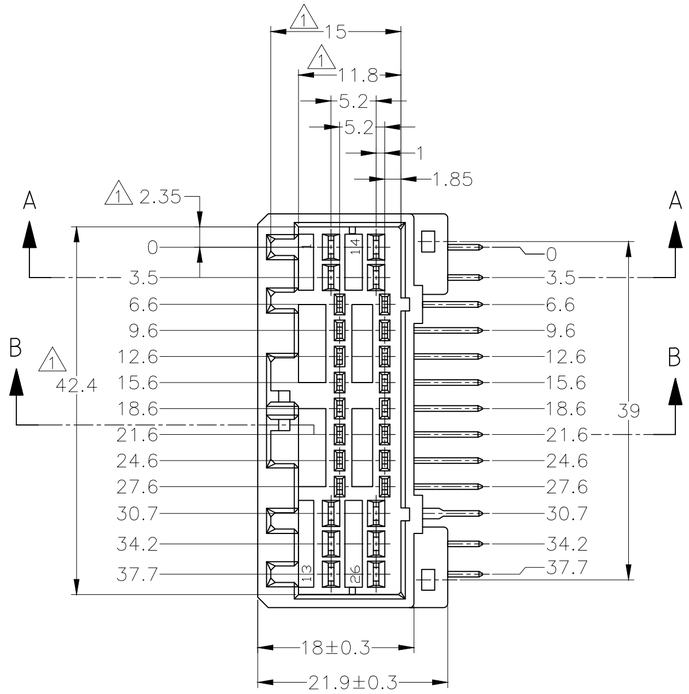

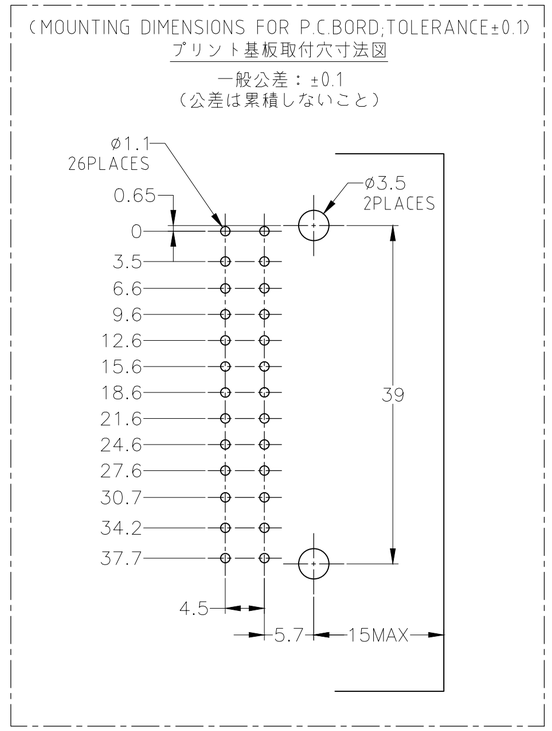

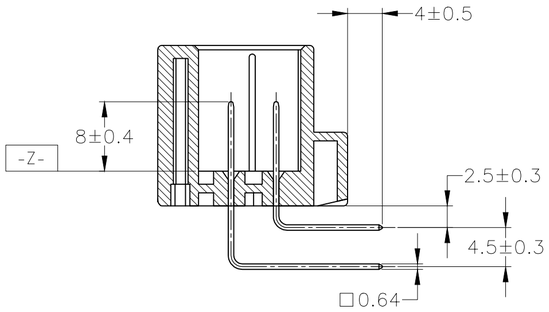

A-A

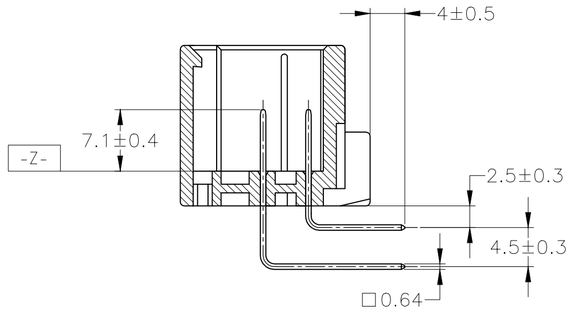

B-B

1. MUST BE KEPT BETWEEN -Z- AND 2
2. THE MATING PLUG HSG.PART NUMBER：174516, 917992
3. RECOMMENDED MOUNTING SCREW；3mm DIA, 6mm LENGTH（MAX.）
   PAN HEAD, CLASS 2 TAPPING SCREW SPECIFIED IN JIS
   B1115, B1122
   （TIGHTENING TORAUE；0.4N-m（4Kg-cm）MAX）
4. APPLICABLE PRODUCT SPEC NO.：108-5280, 108-5342
5. CIRCUIT NUMBER
   POWER CIRCUIT NO. ① ～ ⑩
   SIGNAL CIRCUIT NO. ⑪ ～ ㉖
6. MARKING FOR DISCERNMENT OF THE CONTACT FINISH

1. -Z- 面から2mmの範囲で測定
2. 嵌合相手ハウジング型：174516, 917992
3. 推奨取付ねじ：JIS B1115, B1122 タッピングねじ，なべ2種
   呼び径3, 長さ6mm以下（締付けトルク；0.4N-m（4kg-cm）以下）
4. 適用製品規格番号：108-5280, 108-5342
5. 回路番号：下図参照のこと
   パワー回路 ①～⑩
   シグナル回路 ⑪～㉖
6. コンタクト仕上識別マーク

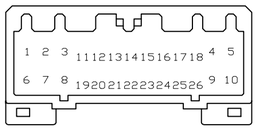

OBSOLETE

PACKING INSTRUCTION NUMBER 梱包仕様書番号	6 MARKING マーキング	SOLDERING SIDE 半田付け部	CONTACT SIDE 接触部側	POWER CIRCUIT NO. パワー回路	SIGNAL CIRCUIT NO. シグナル回路	HOUSING COLOR ハウジング色	PART NO
		FINISH OF CONTACT タブ仕上（本数）		5 CIRCUIT NO. OF GOLD PLATED CONTACT 金メッキ端子使用回路番号			
FJPI-9-175571-6	0	PRE-TINNED 錫メッキ×26		—/—	—/—	GRAY 灰色	9-175571-6
FJPI-4-175571-6	4	TIN-LEAD	SELECTIVE GOLD（部分金めっき）×4	⑤ ⑩	㉔ ㉕	GRAY 灰色	4-175571-6
		PRE-TINNED（錫めっき）×22					
~~FJPI-3-175571-6~~	~~3~~	~~TIN-LEAD~~	~~SELECTIVE GOLD（部分金めっき）×4~~	~~⑤ ⑩~~	~~㉔ ㉕~~	~~GRAY 灰色~~	~~3-175571-6~~
		~~PRE-TINNED（錫めっき）×22~~					
FJPI-175571-7	0	PRE-TINNED 錫メッキ×26		—/—	—/—	YELLOW 黄色	175571-7
FJPI-175571-6	0	PRE-TINNED 錫メッキ×26		—/—	—/—	GRAY 灰色	175571-6
FJPI-175571-2	0	PRE-TINNED 錫メッキ×26		—/—	—/—	GRAY 灰色	175571-2

THIS DRAWING IS A CONTROLLED DOCUMENT.

TOLERANCES UNLESS OTHERWISE SPECIFIED: 一般公差
10≧ : ±0.2
30≧ >10 : ±0.25
100≧ >30 : ±0.3
ANGLE : ±0.3°

DIMENSIONS: 単位：耗 mm

TOLERANCES UNLESS OTHERWISE SPECIFIED: 一般公差
0 PLC ± –
1 PLC ± –
2 PLC ± –
3 PLC ± –
4 PLC ± –
ANGLES ± –

MATERIAL 材料 HOUSING : PBT
CONTACT : BRASS

FINISH 仕上 SEE TABLE 表参照

DWN	M.KADOSAKI	17MAY05
CHK	T.SHINOHARA	17MAY05
APVD	K.BETSUI	17MAY05
PRODUCT SPEC 製品規格		
APPLICATION SPEC 取付適用規格		
WEIGHT	0.000000	

TE Connectivity

NAME 名称: 26POSITION CAP HOUSING ASSEMBLY 040/070 SERIES HYBRID I/O CONNECTOR

SIZE	CAGE CODE	DRAWING NO 番号	RESTRICTED TO
A2	00779	C-175571	—

CUSTOMER DRAWING | SCALE 尺度 2:1 | SHEET 1 OF 1 | REV G4

175571

1471-9 (1/15)