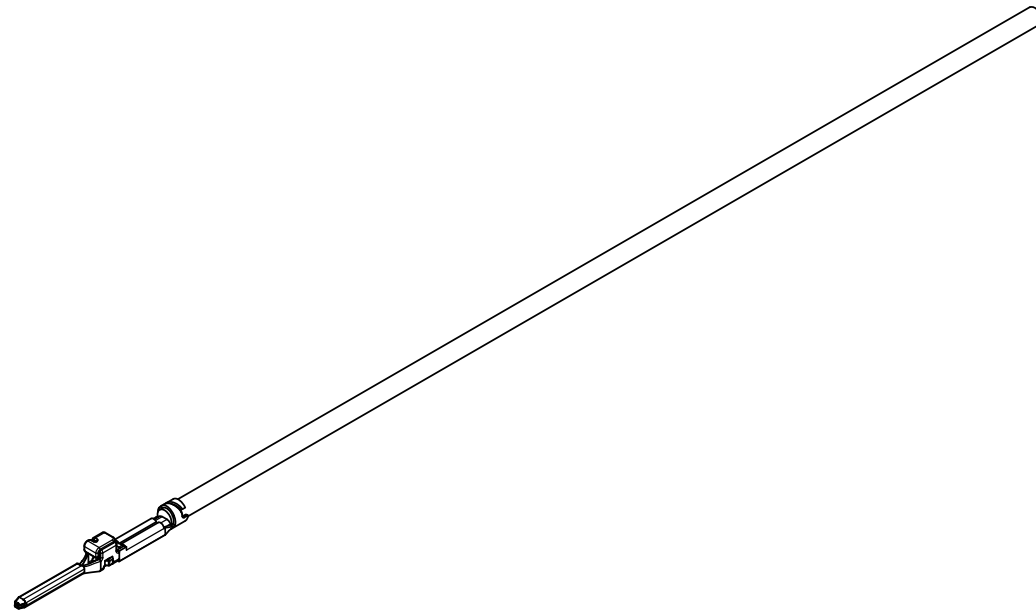
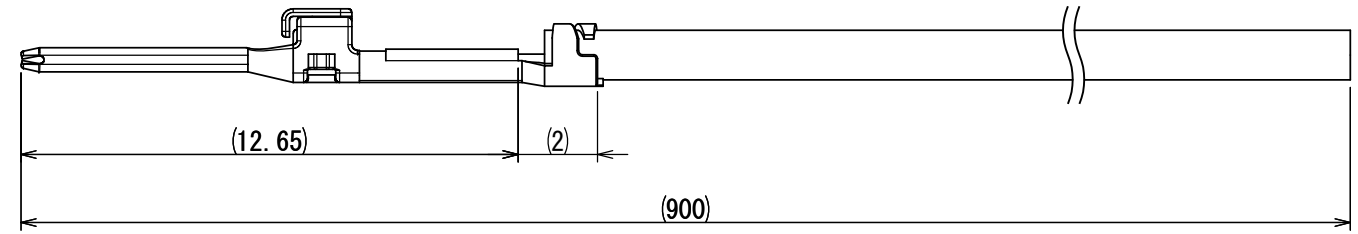


図面番号 (DRAWING NO.) CAL24-012

版数 VER.	年月日 DATE	図 NO.	変更内容 DESCRIPTION	製 図 DR.	担 当 CHK.	査 閲 APPD.	承 認 APPD.
2	25/MAR/2024	-	CHANGE THE WIRE TYPE.	T. SHIODA	T. SHIODA		T. SHIODA

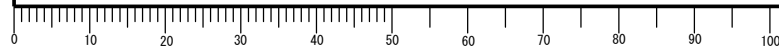


- NOTE 1. INTENDED FOR PROTOTYPE AND TESTING PURPOSES.
 NOTE 2. REFERENCE TERMINAL DRAWING AND SPECIFICATIONS FOR MORE DETAIL.
 NOTE 3. WIRE COLOR IS NOT DETERMINED. SUBJECT TO CHANGE.
 NOTE 4. TERMINAL CRIMPED ON ONE END OF WIRE ONLY. OPPOSITE END IS BLUNT CUT.
 NOTE 5. THE CRIMPED WIRE SHOULD ONLY BE INSERTED TO THE SPECIFIED JAE HOUSING AND CAVITY.
 NOTE 6. REFERENCE THE JAE SPECIFICATION AND INSTRUCTION MANUAL FOR PROPER HANDLING AND APPLICABLE HOUSING PART NUMBERS.

2	WIRE	-	FLRYW-B (0.5sq) $\triangle 2$	COLOR:- (NOTE3)	-
1	MX80P10K4F1	1	COPPER ALLOY	PLATING:Sn	SJ121374
符号 NO.	名 称 DESCRIPTION	個 数 QTY.	材 料 MATERIAL	仕 上 FINISH	備 考 REMARKS

仕様書 (SPECIFICATION) JACS-11280- JAHL-11280-*		第1版 (ORIGINAL DATE) 08/FEB/2024		尺度 (SCALE) 1:1	シリーズ (SERIES) MX	日本航空電子工業株式会社 JAE JAPAN AVIATION ELECTRONICS INDUSTRY, LTD.
一般公差 (GENERAL TOLERANCE) 寸法 (DIMENSION)		製図 DR. T. SHIODA		名称 (TITLE) C2777- MX80P10K4F1- FBO. 5-900		
. ±0.8		担当 CHK. T. SHIODA		質量 (MASS)		図面番号 (DRAWING NO.) CAL24-012
. × ±0.4		査閲 APPD. -				
. ×× ±0.1		承認 APPD. Y. TAKAGI		シートの (SHEET NO.) 1 OF 1		版数 (VER.) 2
. ××× ±		単位 (UNIT) : mm		シ ー ト (SHEET NO.) 1 OF 1		

DCF-C-2121 (20.02)



S/W