



Model Number

OIT1500-F113-B12-CB

Optical high temperature identification system, 750 ... 1700 mm

Features

- High-temperature code carrier up to 500 °C (932 °F)
- Sturdy and compact design
- High operating range
- High depth of focus
- External illumination included in delivery

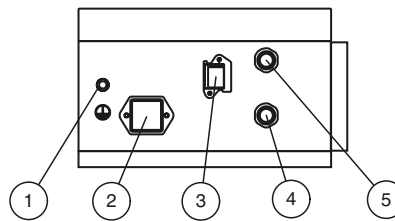
Function

The stationary scanner OIT1500-F113-B12-CB is an optical identification system using the methods of industrial image processing, which finds application in automated manufacturing processes. In particular with bodysell work, there are harsh ambient conditions, which complicate or render impossible the application of code carriers with electronic components due to cyclical changes in temperature, for example.

For this reason, the high-temperature identification system OIT is fitted with code carriers with massive metal plates provided with a perforated matrix, which can withstand temperatures up to 500 °C and high mechanical loads.

Simple installation as well as commissioning without complicated and long-winded TEACH-IN enable fast application. Plug-in connections for fast exchange of devices and the control with simple command sets through an Ethernet interface ensure very easy operation. A scratch resistant quartz glass pane, which can be replaced, if and when required, as well as the stable metal housing turn the OIT1500-F113-B12-CB into a robust and powerful identification system.

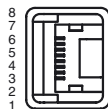
Indicating / Operating means



1	Grounding screw
2	Power supply
3	Network
4	Trigger
5	external illumination

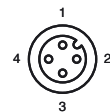
Electrical connection

8-pin Network connection
(LAN)



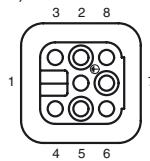
Pin	Signal
1	Transmit data (+)
2	Transmit data (-)
3	Receive data (+)
4	not assigned
5	not assigned
6	Receive data (-)
7	not assigned
8	not assigned

4-pin M12 socket
(external illumination)



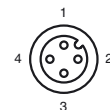
Pin	Signal
1	24 V power supply
2	Laser control
3	Ground
4	Illumination control

8-pin Harting connection
(Process)



Pin	Signal
1	Composite error output
2	External ground
3	Mode bit 1
4	Mode bit 0
5	24 V external power supply
6	24 V device power supply
7	Trigger release input
8	Device ground

4-pin M12 socket
(Trigger)



Pin	Signal
1	24 V power supply
2	not assigned
3	Ground
4	Trigger signal

Release date: 2013-02-06 15:17 Date of issue: 2013-02-06 194233_eng.xml

Technical data**General specifications**

Light source	External lighting
Light type	infrared
Symbologies	Hole matrix Data format: decimal Data capacity: 6 (numerical) Orientation: omnidirectional
Read distance	adjustable 750 ... 1700 mm
Depth of focus	± 50 mm
Reading field	320 mm x 235 mm at max. read distance
Sensor principle	Camera system
Evaluation frequency	5 Hz
Target velocity	triggered ≤ 0.5 m/s

Indicators/operating means

Operating display	LED green: supply LED green: ready
Function display	Yellow LED: trigger Yellow LED: code read Red LED: pre-fault Red LED: group error

Electrical specifications

Operating voltage	U _B	24 V DC ± 15% , PELV
Operating current		250 mA without output drivers

Interface

Physical	Ethernet
Protocol	TCP/IP
Transfer rate	100 MBit/s

Output

Number/Type	1 electronic output, PNP, optically decoupled
Switching voltage	to be applied externally 24 V ± 15 % PELV
Switching current	100 mA each output

Mechanical specifications

Protection degree	IP64
Connection	8-pin Harting HAN RJ-45 2 x 5-pin M12 socket
Material	
Housing	diecast aluminum powder coated
Mass	approx. 4000 g

Compliance with standards and directives

Directive conformity	
EMC Directive 2004/108/EC	EN 61326-1 , EN 61000-6-4
Standard conformity	
Noise immunity	EN 61326-1
Emitted interference	EN 61000-6-4:2001
Protection degree	EN 60529

Accessories**V45-GP-10M-PUR-ABG-V45-G**

Connecting cable, RJ-45 to RJ-45, PUR cable

OIC-C10ST-CB1

Code support for visual high-temperature identification system

OIC-C10V2A-CB1

Code carrier for optical high-temperature identification system, stainless steel

V8HAN-G-10M-PVC-ABG

Cable box, Harting, 8-pin, shielded, PVC cable

V45-G

Field-attachable male connector

V45-GP

Field-attachable "Push-Pull" connector

V8HAN-G

Cable box, Harting, 8-pin, easy to assemble

OITControl

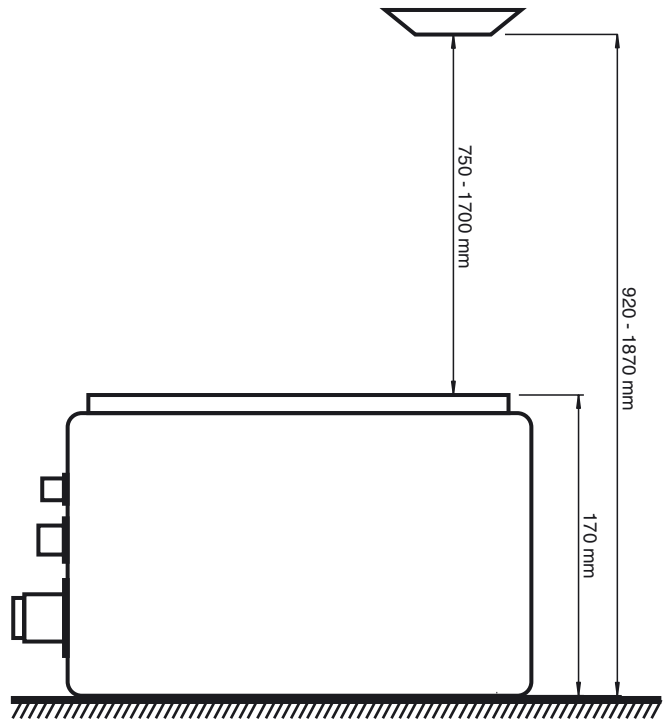
Software for OIT high temperature identification system

OIZ-FG500

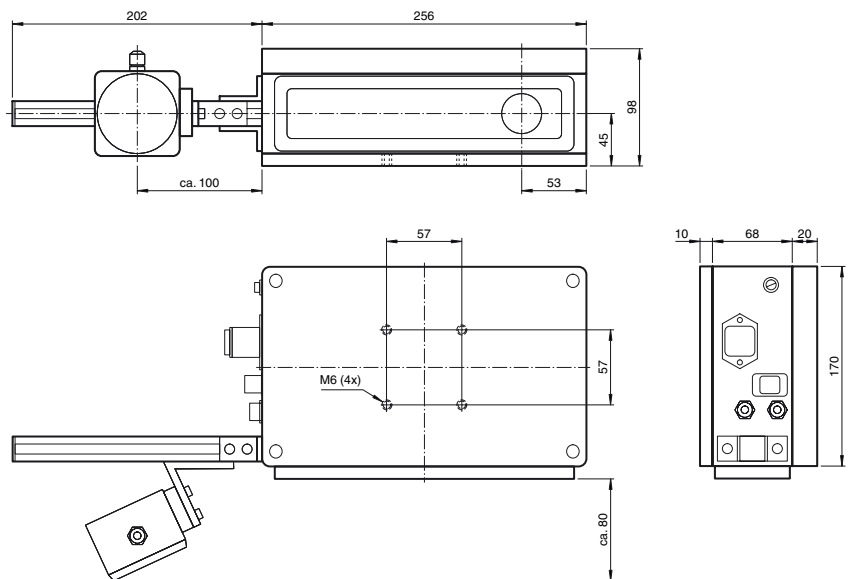
Replacement glass for series OIT300, OIT500 and OIT1500

Other suitable accessories can be found at www.pepperl-fuchs.com

Notes



Dimensions



Release date: 2013-02-06 15:17 Date of issue: 2013-02-06 194233_eng.xml