

D-Subminiature Military Products – DM Series

Amphenol's D-Subminiature connectors are part of an industry standard for applications requiring robust and reliable connectors. These proven D-Subminiature connectors are one of the most popular Input/Output interconnects, addressing a wide variety of applications in Telecommunications, Data, Consumer, Industrial, Military, Instrumentation, and Medical. For many years Amphenol has been offering a wide range of D-Subminiature connectors to meet various design requirements including those in harsh environments.

These high performance connectors are designed for severe environment applications in the field of Telecommunications - data transmission, private automatic branch switching... Connectors for Aerospace, military (125°C) class, and particularly severe applications, especially high temperature (+155°C) class available. It features machined contacts and is available with solder bucket, straight spills, angled spills, and wire wrap terminations.



TARGET MARKETS



FEATURES

- Military grade machined contact connectors
- Available in Straight, Angle, Wire Wrap, Solder Bucket, Crimp terminations
- Various PCB and Panel mounting accessory options available
- Cadmium plated shells, Green insulators & colour coded Crimp contacts
- Hoods available in plastic, metalized, and metallic form with locking screws

BENEFITS

- Suitable for high performance Aero-Mil applications
- Support both PCB & Cable mounting requirements
- Wide variety of choices for secure connection
- Comply with MIL-C-24308 standard
- Supports cable connection; Prevents risks of pulling up and accidental un-mating

▶ D-Subminiature Military Products – DM Series

DM SERIES HE 501

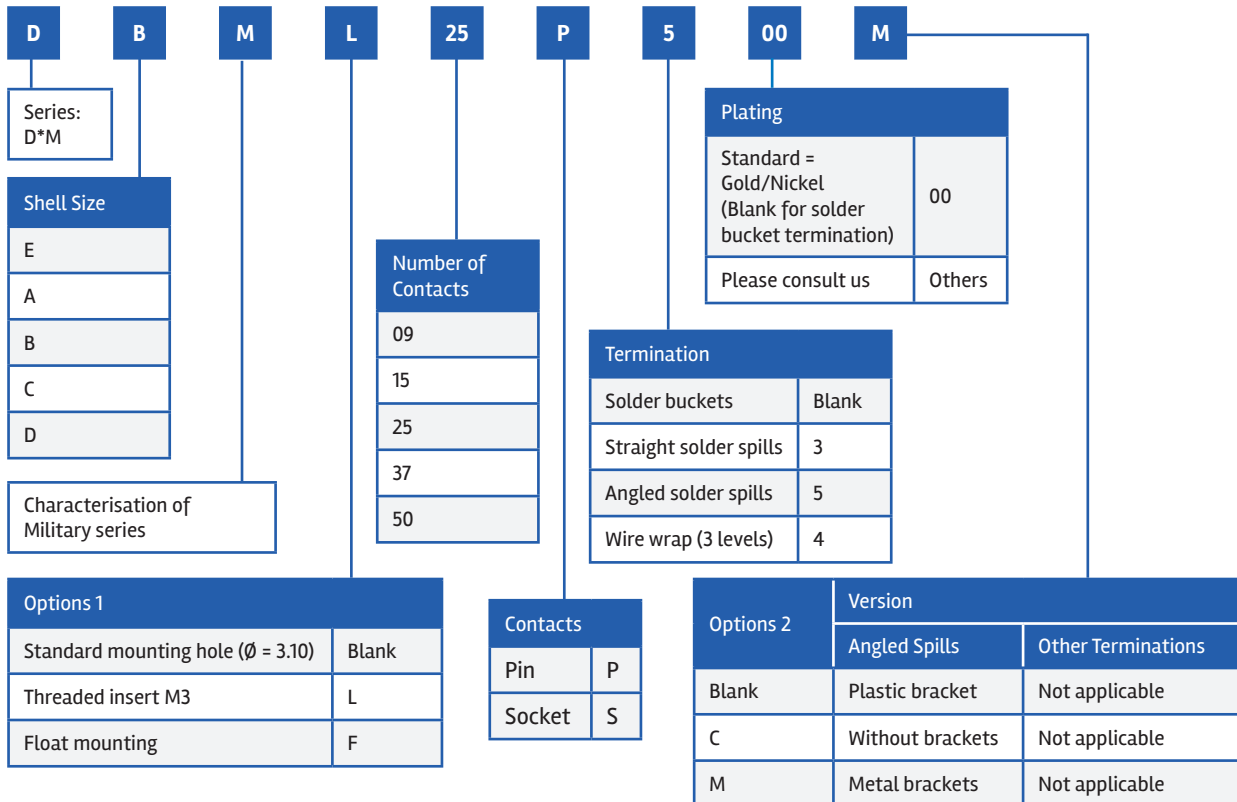


UL RATING PRODUCT E66906

- For aerospace, military 125° class-European standard in compliance with NFC 93425/HE 501
- Shell plating: Cadmium
- Military and Aero applications



ORDERING INFORMATION

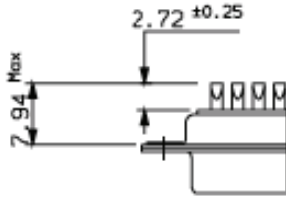


► D-Subminiature Military Products – DM Series

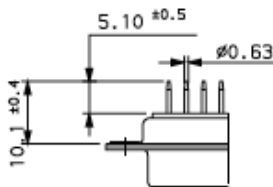
DM SERIES HE 501

SPECIFIC DIMENSIONS

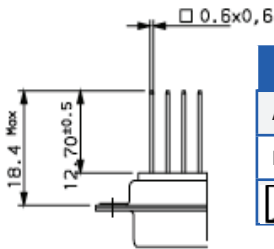
SOLDER BUCKETS



STRAIGHT SPILLS

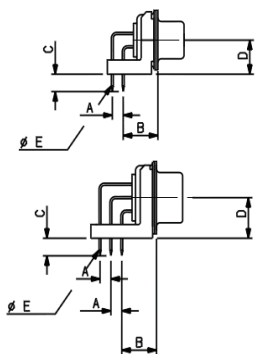


WIRE WRAP



	Amphenol
A	12.70 ±0.5
B	18.40 max.
	0.79 x 0.87

RIGHT ANGLE SPILLS



CROSS REFERENCE LIST FOR THE MAIN HE 501 AND AMPHENOL

Connector Type			HE 501	Amphenol
Solder Buckets	Standard	M	HE 501 N..AP3	D.M..P
		F	HE 501 N..AS3	D.M..S
	Float mounting	M	HE 501 F..AP3	D.M..P
		F	HE 501 F..AS3	D.M..S

Connector Type			HE 501	Amphenol
Straight spills	Standard	M	HE 501 N..YP4.3	D.M..P 300
		F	HE 501 N..YS4.3	D.M..S 300
	Float mounting	M	HE 501 F..YP4.3	D.MF..P 300
		F	HE 501 F..YS4.3	D.MF..S 300

Connector Type			HE 501	Amphenol
Wire wrap 3 levels	Standard	M	HE 501 N..KP3.3	D.M..P 400
		F	HE 501 N..KS3.3	D.M..S 400
	Float mounting	M	HE 501 F..KP3.3	D.MF..P 400
		F	HE 501 F..KS3.3	D.MF..S 400

Connector Type			HE 501	Amphenol
Angled spills 500	Standard	M	HE 501 P..VP6.3	D.M..P 500
		F	HE 501 P..VS6.3	D.M..S 500
	Metal brackets	M	HE 501 M..VP6.3	D.M..P 500M
		F	HE 501 M..VS6.3	D.M..S 500M

Dimension	Termination
	5
A	2.54
B ^{±0.1}	10.30
C ^{±0.5}	4.00
D ^{±0.1} 9 to 37 contacts	7.20
50 contacts	8.60
Ø E	0.63

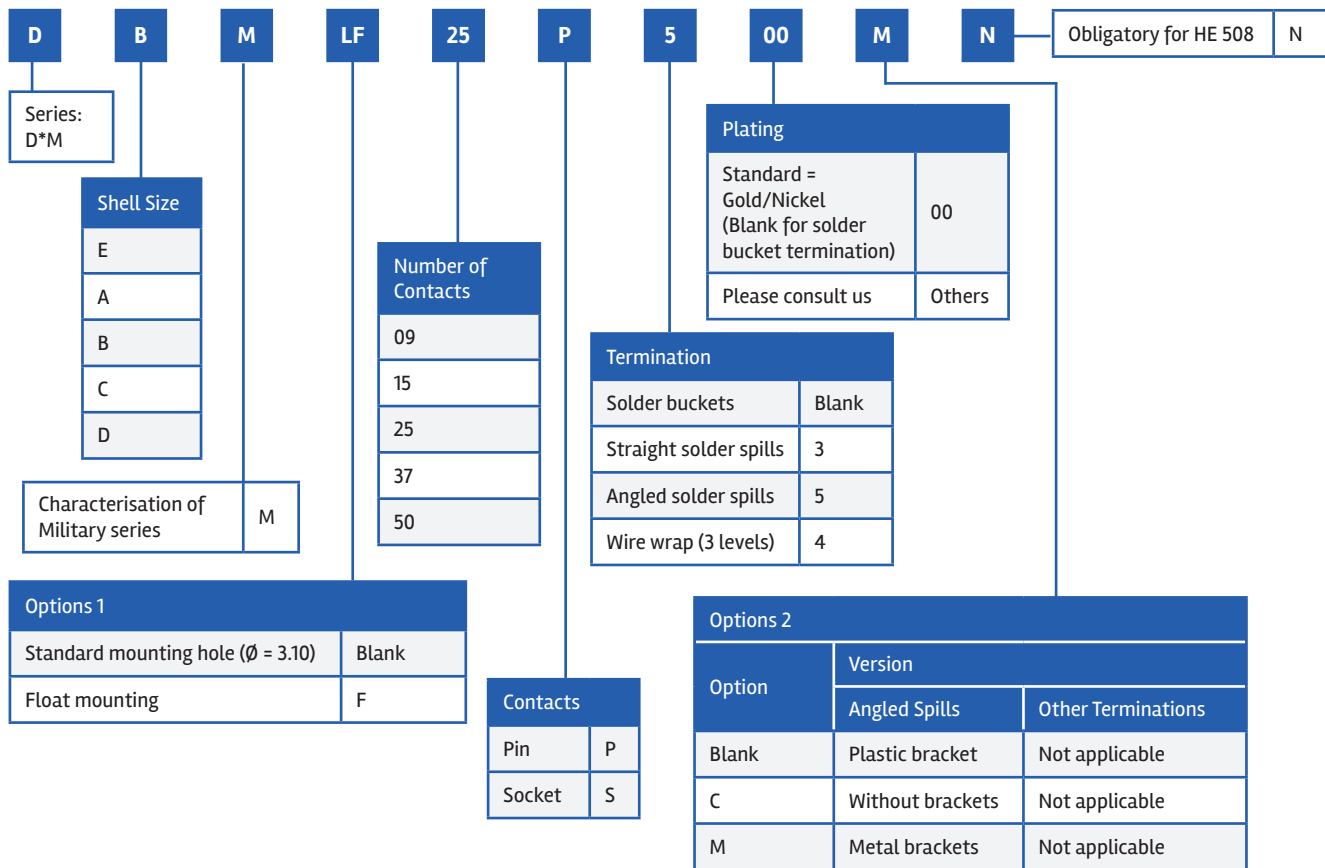
DM SERIES HE 508

UL RATING PRODUCT E66906

- For particularly severe applications, especially high temperatures class + 155°C in compliance with NFC 93425 / HE 508
- Shell plating: Cadmium
- Military and Aero applications



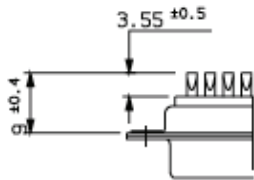
ORDERING INFORMATION



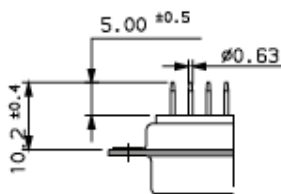
DM SERIES HE 508

SPECIFIC DIMENSIONS

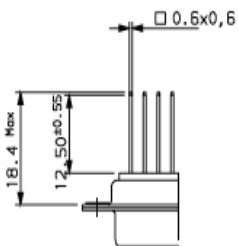
SOLDER BUCKETS



STRAIGHT SPILLS

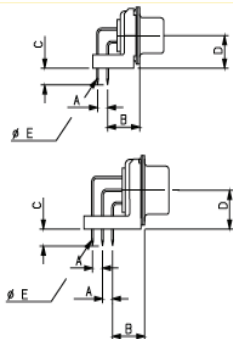


WIRE WRAP



3 Levels
Diagonale 0.79 – 0.87

RIGHT ANGLE SPILLS



CROSS REFERENCE LIST FOR THE MAIN HE 501 AND AMPHENOL

Connector Type			HE 508	Amphenol
Solder Buckets	Standard	M	HE 508 N..AP	D.M..PN
		F	HE 508 N..AS	D.M..SN
	Float mounting	M	HE 508 F..AP	D.MF..PN
		F	HE 508 F..AS	D.MF..SN

Connector Type			HE 508	Amphenol
Straight spills	Standard	M	HE 508 N..YP4	D.M..P 300N
		F	HE 508 N..YS4	D.M..S 300N
	Float mounting	M	HE 508 F..YP4	D.MF..P 300N
		F	HE 508 F..YS4	D.MF..S 300N

Connector Type			HE 508	Amphenol
Wire wrap 3 levels	Standard	M	HE 508 N..KP3	D.M..P 400N
		F	HE 508 N..KS3	D.M..S 400N
	Float mounting	M	HE 508 F..KP3	D.MF..P 400N
		F	HE 508 F..KS3	D.MF..S 400N

Connector Type			HE 508	Amphenol
Angled spills 500	Standard	M	HE 508 P..VP6	D.M..P 500N
		F	HE 508 P..VS6	D.M..S 500N
	Metal	M	HE 508 M..VP6	D.M..P 500MN
		F	HE 508 M..VS6	D.M..S 500MN

Dimension	Termination
	5
A	2.54
B ^{±0.1}	10.30
C ^{±0.5}	4.00
D ^{±0.1} 9 to 37 contacts	7.20
50 contacts	8.60
Ø E	0.63

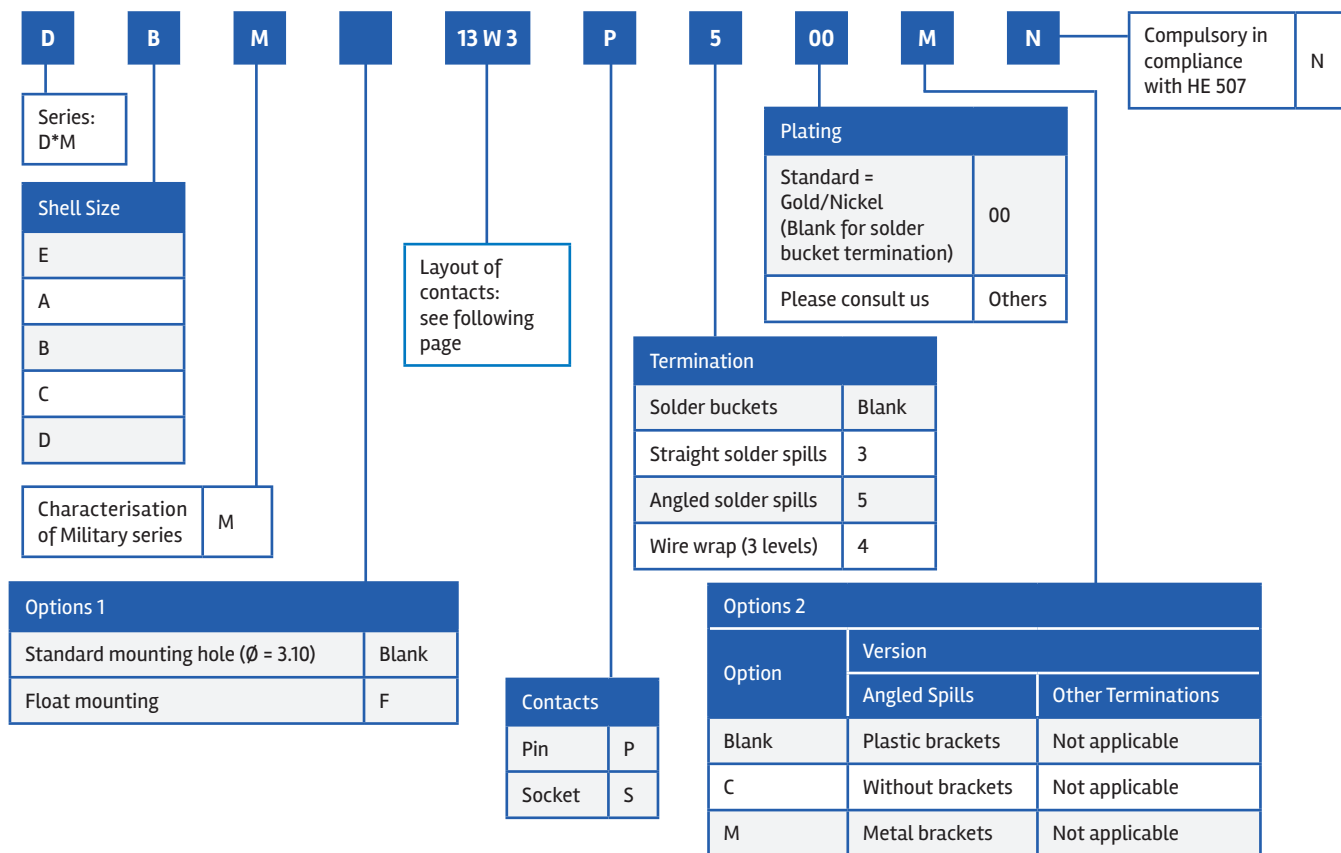
DM SERIES HE 507



- Connectors drawn from DM series. Composed of mixed arrangements of standard signal and size 8 cavities housing, coax, power, high voltage and optical removable contacts
- Shell plating: Cadmium
- Military and Aero applications



ORDERING INFORMATION



LAYOUTS

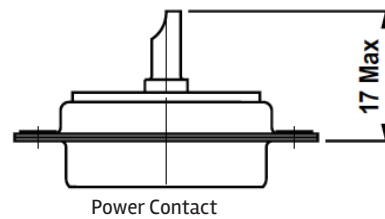
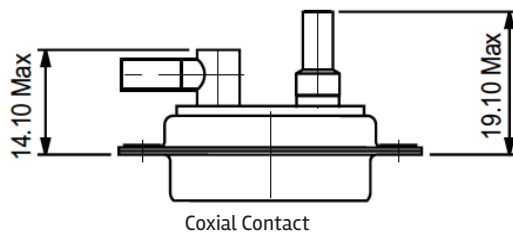
MALE INSULATOR FRONT VIEW

Shell size	Layout	
E	5W1	
A	11W1	
	7W2	
	3W3	
	3V3	
B	21W1	
	17W2	
	13W3	
	9W4	
	5W5	

Shell size	Layout	
C	25W3	
	21WA4	
	27W2	
	8W8	
D	47W1	
	24W7	
	36W4	

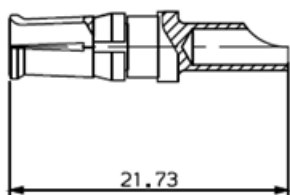
- Standard contacts
- Coaxial and power contacts

SPECIFIC DIMENSION

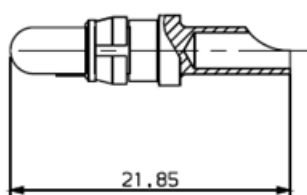


POWER CONTACTS

Female



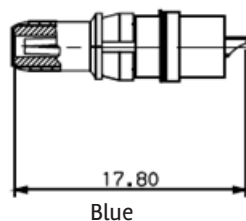
Male



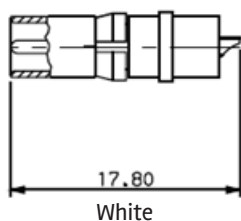
Wire Size	Max. Current	Part Numbers	
		Male	Female
AWG8	40A	8630-3098NLF	8630-3099NLF
AWG12	20A	8630-3056NLF	8630-3057NLF
AWG14	15A	8630-3060NLF	8630-3061NLF
AWG16	10A	8630-3064NLF	8630-3065NLF

HIGH VOLTAGE CONTACTS

Male 8638.2000



Female 8638.2001



These removable contacts are suitable for the contact cavities of the DMW series and DW series. The coaxial contacts are in compliance with:

- NFC 93569
- KMX4 specification

MECHANICAL PERFORMANCE

- Mating Force Per Set of Contact: 3N
- Mating Endurance: 200
- Temperature: -55°C to + 125°C

ELECTRICAL PERFORMANCE

- Dielectric Withstanding Voltage: 2800 V.r.m.s
- Break Down Voltage: 3200 V.r.m.s
- Insulation Resistance: 10^6 M Ω
- Contact Resistance: ≤ 5 M Ω
- Max Current Rating: 5A
- Material: TEFLON

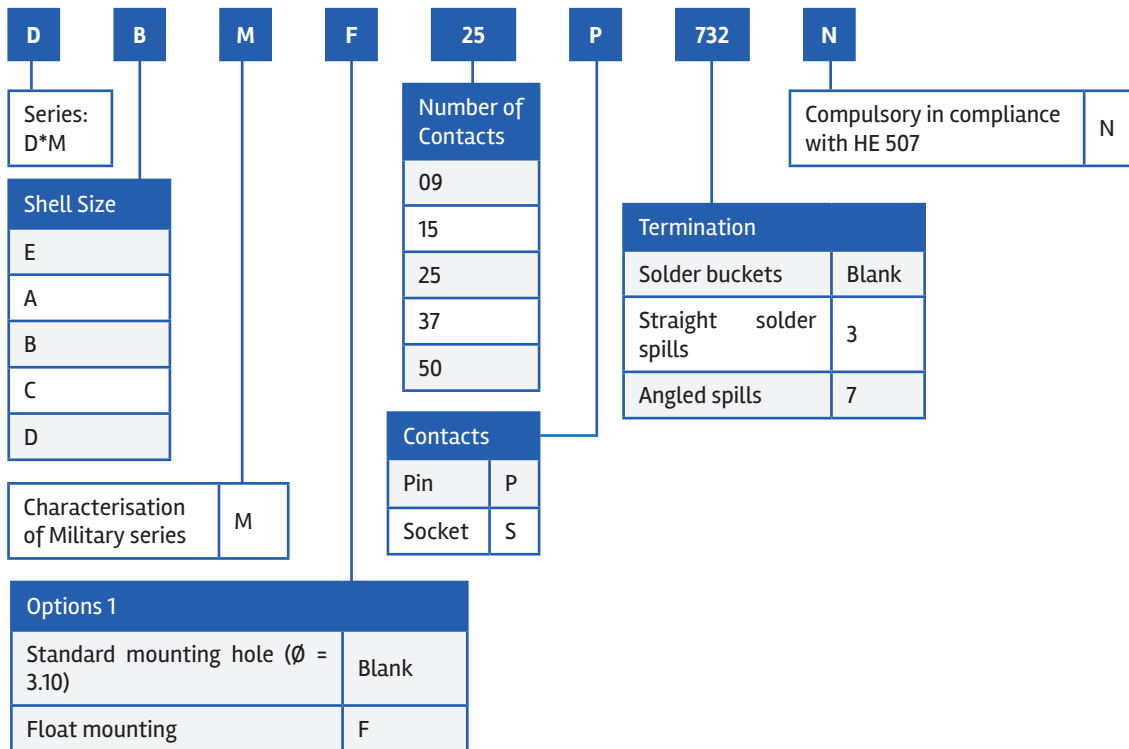
▶ D-Subminiature Military Products – DM Series

DM SERIES – HIGH DURABILITY, MILITARY GRADE

- For particularly high durability, Military grade applications
- 1.27µ Gold plating
- Shell plating: Cadmium

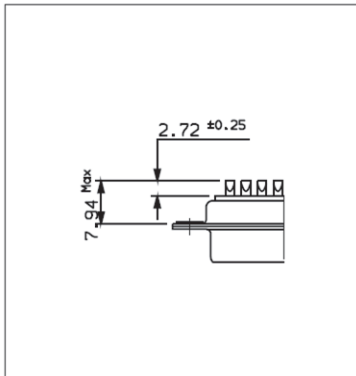


ORDERING INFORMATION



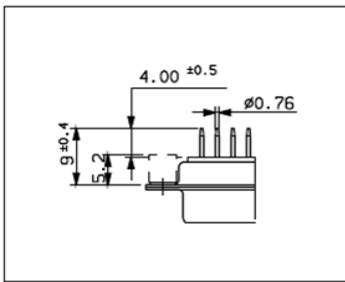
SPECIFIC DIMENSIONS

Solder Buckets



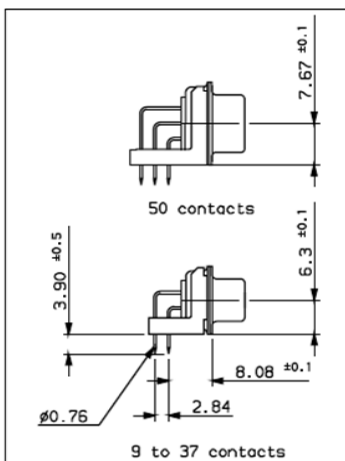
STANDARD P/N LIST
DEM09P032N
DEM09S032N
DAM15P032N
DAM15S032N
DBM25P032N
DBM25S032N
DCM37P032N
DCM37S032N
DDM50P032N
DDM50S032N

Straight Spills



STANDARD P/N LIST
DEM09P332N
DEM09S332N
DAM15P332N
DAM15S332N
DBM25P332N
DBM25S332N
DCM37P332N
DCM37S332N
DDM50P332N
DDM50S332N

Angled Spills



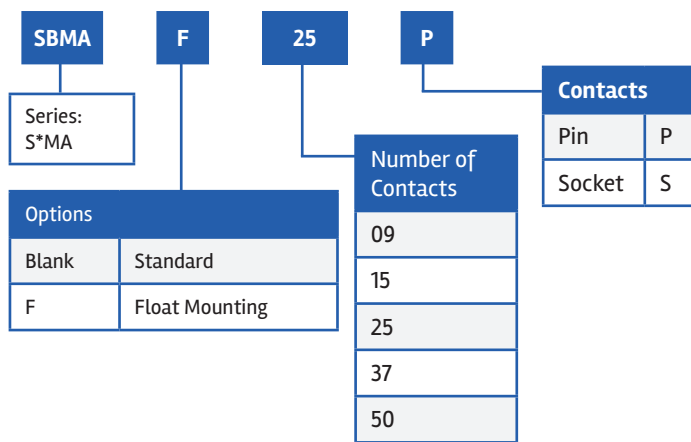
STANDARD P/N LIST
DEM09P732N
DEM09S732N
DAM15P732N
DAM15S732N
DBM25P732N
DBM25S732N
DCM37P732N
DCM37S732N
DDM50P732N
DDM50S732N

SMA SERIES – HIGH DURABILITY, MILITARY GRADE CRIMP CONNECTORS

- For particularly high durability, Military grade applications
- 1.27µ Gold plating
- Shell plating: Cadmium
- Crimp housing with Mil grade colour coded contacts packed separately

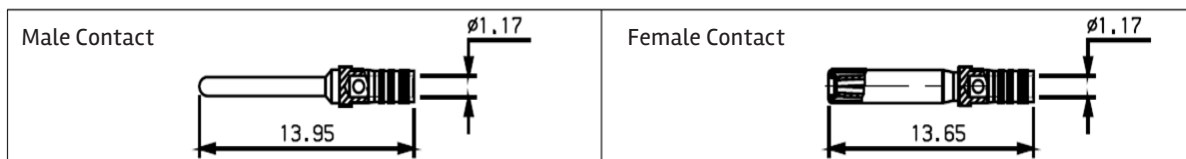


ORDERING INFORMATION



STANDARD P/N LIST
SEMA09P
SEMA09S
SAMA15P
SAMA15S
SBMA25P
SBMA25S
SCMA37P
SCMA37S
SDMA50P
SDMA50S

CONTACTS CRIMP TYPE 20/24 AWG WIRES



Wire size for cable	Contact	Part Number
AWG 20/24 wire size	Male	86303020A
	Female	86303022A