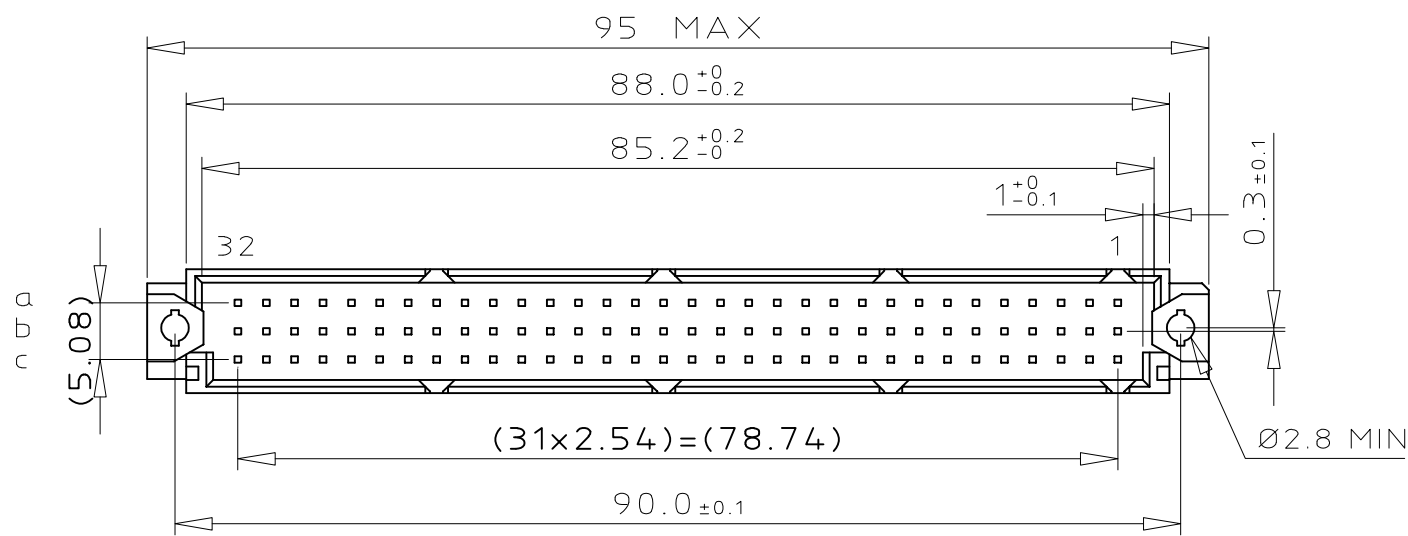
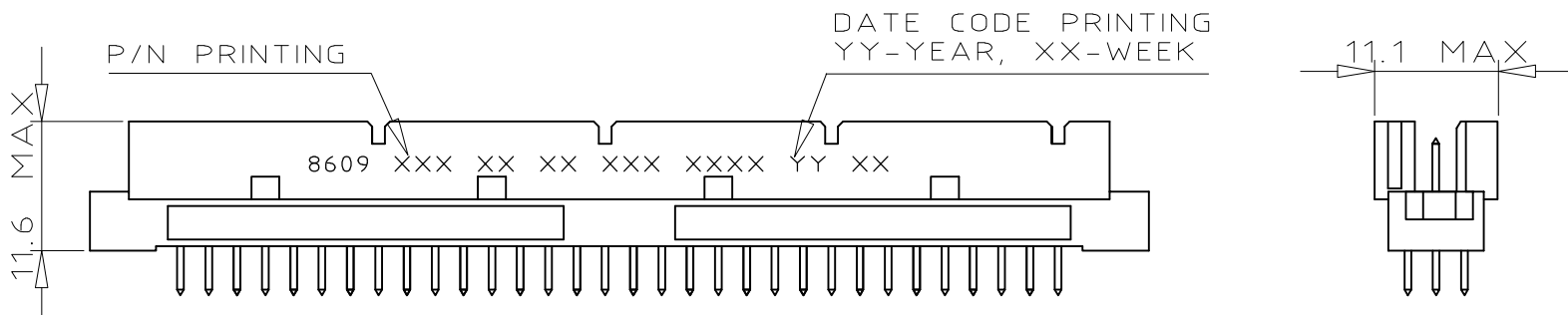
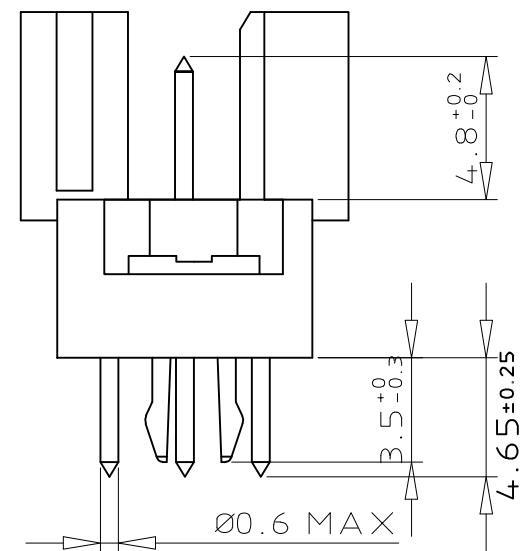


DIMENSIONS



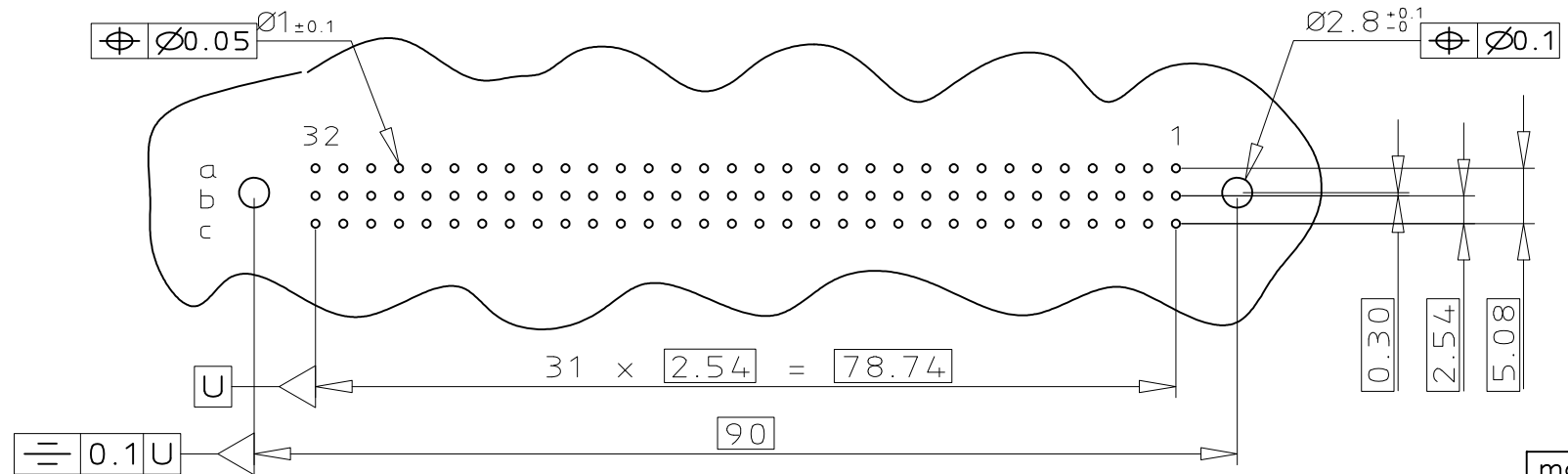
TERMINATION



ORDERING INFORMATION

SERIES	8609	3	96	7	8	14	7	4	5	ELF
ROWS FITTED WITH CONTACTS										
ROW a b c		3	96							
ROW a - c		4	64							
ROW a b -		2	64							
NO. OF CONTACTS										
TYPE OF INSULATOR										
3 ROW MALE INSULATOR				7						
METHOD OF MOUNTING										
REVERSE MOUNTING - STYLE R						8				
TERMINATION										
STRAIGHT SPILL								14		
OPTIONS										
NO OPTION									7	
WITH HARPOONS										H
PERFORMANCE CLASS										
DIN 41612 CLASS 3										4
DIN 41612 CLASS 2										5
DIN 41612 CLASS 1										6
AS PER MIL C 55302 / JSS 50808										8
PITCH PER ROW										
2.54 mm										5
LEAD FREE VERSION										ELF

PCB LAYOUT



GENERAL CHARACTERISTICS & RoHS INFO

REFER DRAWING C-8609-0000A

mat'l. code	SEE DWG C-8609-0000A	surface	ISO 1302 ✓	tolerance	ISO 406 ISO 1101	projection	product family	8609
ltr	ecn no dr date	tolerances unless otherwise specified				mm	title	DIN REVERSE HEADER
H	ELX-I-40682 MJA 2021-04-19	angles	linear	0.X ±0.1		scale 3:2	DIN 41612 STYLE R	
-	- - -			0.XX ±0.1				
C	I05-0174 MINI 2005-09-27	0°±2°		0.XXX ±0.1				
D	I06-0061 MINI 2006-05-31	dr	MINI K V	2004-09-17			dwg no	sheet 1 of 1 size
E	I08-0142 KR 2008-10-17	enr	RAKHEE G	2004-09-17			C-8609-2004	A3
F	I08-0146 KR 2008-10-21	chr	M JACOB	2021-04-19				
G	ELX-I-31454 MJA 2018-10-06	appd	SANOJ	2021-04-19			type	Product Customer Drawing
sheet index	revision	H						
	sheet	1						

Amphenol FCI

Copyright AFCI