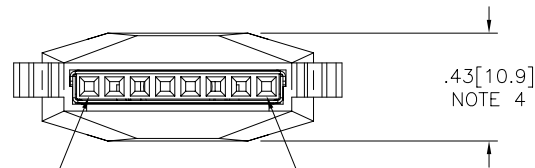
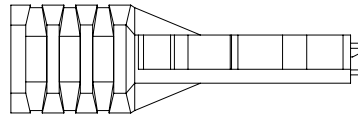
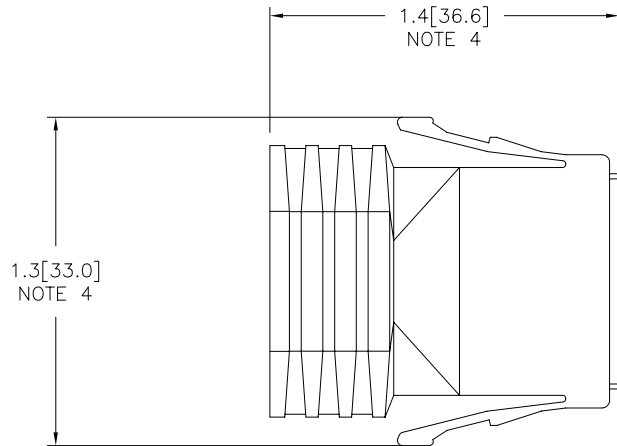


PRODUCT NUMBER
SEE SHT. 2



POSITION #1

POSITION #8

FCJ
FCIconnect.com

Copyright FCI

mat'l. code				surface ISO 1302 ✓		tolerance ISO 406 ISO 1101		projection 		product family LATCH-N-LOK	
D V91916 TGD 10/7/99				tolerances unless otherwise specified		.XX±.01/.3		INCH/MM		title 1X8 LATCH-N-LOK 360° SHIELDED PLUG CONN. KIT W/O PV'S	
E V92065 RGD 10/29/99				angles		linear .xxx±.005/.13		scale 1:1		dwg no 74903	
F V01017 TFG 5/15/00				0°±2'		.xxxx±.0020/.051				sheet 1 of 3 size A3	
G V01050 TFG 6/5/00				dr		M. HERNANDEZ 12/03/04				type Product Customer Drawing	
H V01093 TFG 7/6/00				engr		M. BARRIOS 12/03/04					
J M04-0229 MHT 12/03/04				chr		M. BARRIOS 12/03/04					
K M06-0365 AGS 9/20/06				appd		M. BARRIOS 12/03/04					
sheet	revision	K	K	K							
index	sheet	1	2	3							

74903-TUVLF

U	COLOR	
01	LT-GRAY	OBS
02	OFF WHITE	
03	DK- GRAY	OBS
04	BLACK	
05	SLATE-GRAY	OBS
07	SILVER GRAY	
08	PEARL- WHITE	OBS
09	PEBBLE GRAY	

T	HOLE DIA.
7	.265/6.73
9	.312/7.92

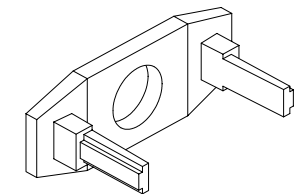
EXAMPLE

74903-707LF: IS A 1x8 REAR EXIT PLUG
 IN SILVER GRAY WITH A CABLE EXIT
 HOLE SIZE OF .265 [6.73] CABLE RANGE ,

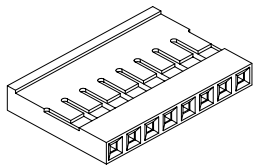


Copyright FCI

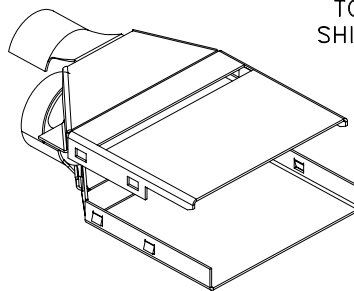
mat'l. code		surface ISO 1302 <input checked="" type="checkbox"/>		tolerance ISO 406 ISO 1101		projection 		product family LATCH-N-LOK	
ltr	ecn no	dr	date	tolerances unless otherwise specified				title	
K				angles	linear	INCH/MM		1X8 LATCH-N-LOK 360° SHIELDED PLUG CONN. KIT W/O PV'S	
				0°±2'	.XX±.01/.3 .XXX±.005/.13 .XXX±.0020/.051	scale 1:1		dwg no	
				dr	M. HERNANDEZ	12/03/04		sheet 2 of 3 size	
				enr	M. BARRIOS	12/03/04		74903 A3	
				chr	M. BARRIOS	12/03/04		type Product Customer Drawing	
				app	M. BARRIOS	12/03/04			
sheet index	revision sheet								



REAR CAP

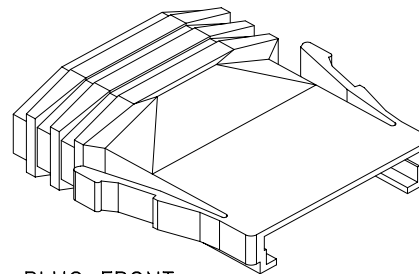


MINI LATCH HOUSING



TOP SHIELD

BOTTOM SHIELD



PLUG FRONT

NOTES:

- ① EACH KIT CONTAINS ONE EACH OF THE FOLLOWING COMPONENTS
LATCH-N-LOK PLUG
LATCH-N-LOK END CAP
MINI LATCH HOUSING
360° SHIELD CANS.
- 2. COMPONENTS ARE BULK PACKAGED WITH 100 pcs. OF A COMPONENT PER BAG. PVC'S MUST BE ORDERED SEPARATELY.
- 3. MATERIALS USED: PLUGS AND CAPS ARE MOLDED IN POLYCARBONATE. THE MINI LATCH HOUSING ARE MOLDED IN NYLON. COLOR IS BLACK. THE SHIELD CAN IS 3/4 HARD BRASS PLATED WITH 2.5um MIN. BRIGHT TIN. 1.0um MIN. NICKEL UNDERPLATE.
- ④ DIMENSIONS ARE APPROXIMATE AND REFLECT PLUG IN UNLATCHED STATE.
- 5. PART NUMBERS WITH LF IN THE END ARE LEAD FREE.
- 6. THIS PRODUCT MEETS EUROPEAN UNION DIRECTIVES AND OTHER COUNTRY REGULATION AS DESCRIBED IN GS-22-008.



FCIconnect.com

Copyright FCI

mat'l. code		surface ISO 1302 ✓		tolerance ISO 406 ISO 1101		projection ⊕		product family LATCH-N-LOK	
ltr	ecn	no	dr	date	tolerances unless otherwise specified		INCH/MM	title	
K					angles	.XX±.01/.3		1X8 LATCH-N-LOK 360° SHIELDED PLUG CONN. KIT W/O PV'S	
					0'±2'	linear .xxx±.005/.13	scale 1:1	dwg no	
						.xxx±.0020/.051		sheet 3 of 3 size	
				dr	M. HERNANDEZ	12/03/04		74903 A3	
				enfr	M. BARRIOS	12/03/04		type Product Customer Drawing	
				chr	M. BARRIOS	12/03/04			
				appd	M. BARRIOS	12/03/04			
sheet index	revision sheet								