

PRODUCT NUMBER  
76350-YXX-XXLF

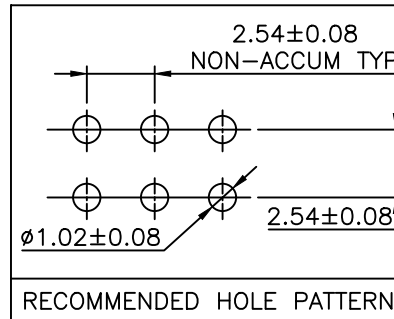
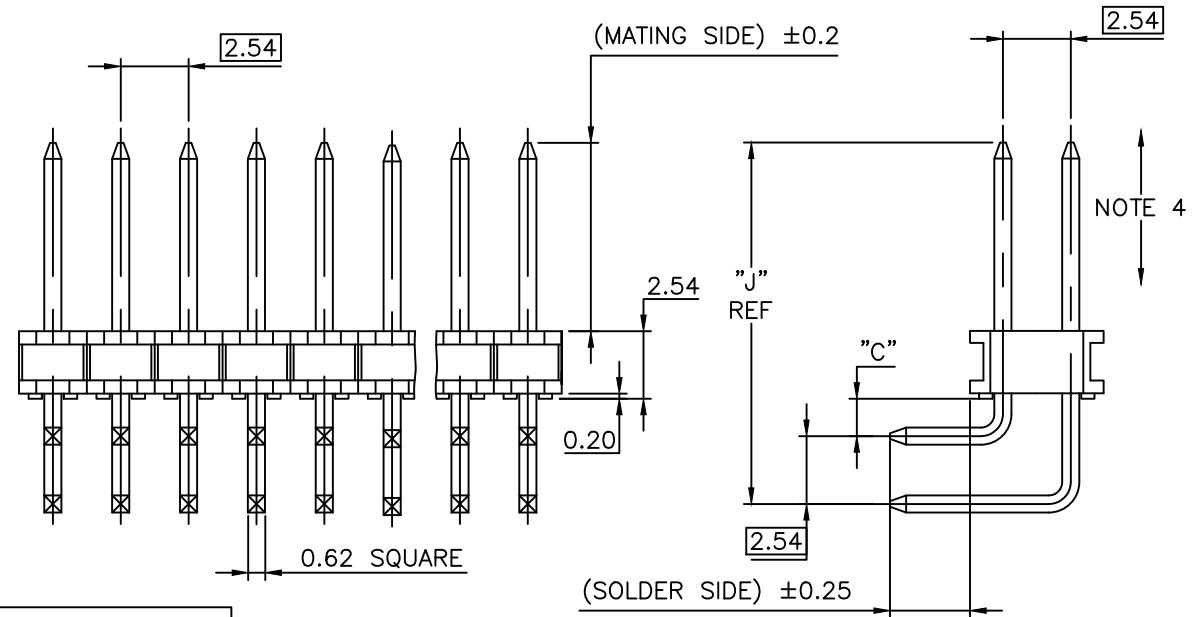
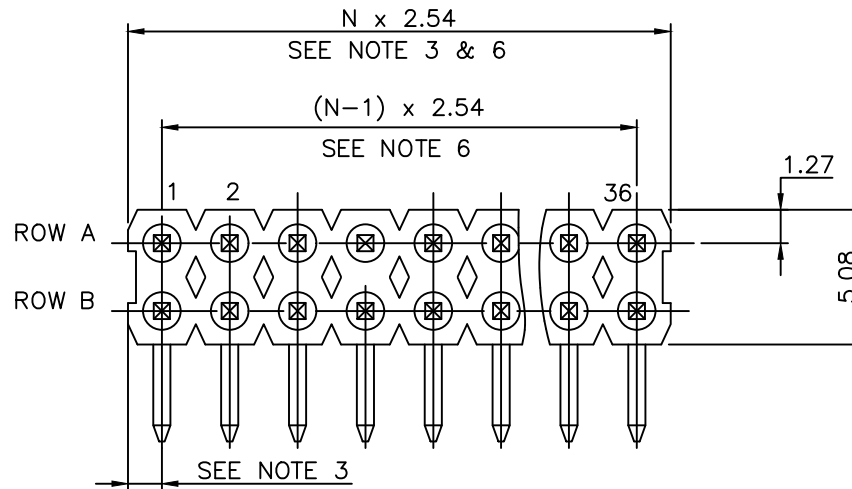
RoHS COMPLIANT & COMPATIBLE,  
SEE NOTE 8  
TOTAL NB OF POSITIONS 04 TO 72  
PIN STYLE SEE SHEET 2

PLATING:

- 1 = 0.76µm FULL GOLD/GXT
- 3 = 2µm MIN MATTE TIN FULL PLATED
- 8 = 0.38µm FULL GOLD/GXT
- 1.27µm Ni MIN UNDERPLATING

NOTES:

1. HOUSING MAT'L : HIGH TEMPERATURE THERMOPLASTIC  
FLAME RETARDANT PER UL94-V0, COLOR BLACK.
2. PIN MATERIAL : PHOSPHOR BRONZE.
3. DIM 1.27<sup>+0.03</sup><sub>-0.13</sub> FOR MOULDED SIDE(S)  
ONLY. IF SIDE(S) ARE BROKEN, DIM 1.02  
TO 1.7 MAX APPLIES.
4. PIN PUSH OUT FORCE : 12N MIN.
5. PRODUCT PACKAGED IN POLY BAGS.
6. TO DETERMINE DIMENSIONS :  
N = NUMBER OF POSITIONS  
EXAMPLE : 8 POS N x 2.54 = 20.32mm
7. FOR STANDARD SELECTIVE GOLD PLATED  
PRODUCTS, SEE DRAWING 77317.
8. RoHS COMPATIBLE PRODUCT SPECIFICATIONS
  - a - LF MEANS THE PRODUCT IS LEAD-FREE
  - b - MANUFACTURING PROCESS COMPATIBILITY
    - THE HOUSING WILL WITHSTAND EXPOSURE TO  
260°C ±5°C SOLDER BATH TEMPERATURE FOR  
5 SECONDS IN A WAVE SOLDER APPLICATION  
WITH A 1.6mm MIN THICK CIRCUIT BOARD.
  - c - LABELING:
    - MEETS PACKAGING SPECS AS PER GS-14-920
  - d - LEGAL STATEMENT: SEE GS-47-0004



|                          |          |                       |                               |                                       |                                 |
|--------------------------|----------|-----------------------|-------------------------------|---------------------------------------|---------------------------------|
| mat'l. code<br>SEE NOTES |          | surface<br>ISO 1302 ✓ | tolerance<br>ISO 406 ISO 1101 | projection<br>mm                      | product family<br>BERGSTIK      |
| ltr                      | ecn no   | dr                    | date                          | tolerances unless otherwise specified | title<br>HEADER RA,DR<br>2.54mm |
| AH                       | F06-0207 | LMU                   | 06.07.27                      | .X ±0.3                               | dwg no<br>76350                 |
| AJ                       | F08-0148 | JCO                   | 08.05.27                      | .XX ±0.15                             |                                 |
| AK                       | F11-0077 | LMU                   | 11.06.28                      | .XXX ±0.05                            | sheet 1 of 2                    |
| AL                       | B-19261  | LMU                   | 14.10.31                      | dr G LEOTY 95.08.26                   | size<br>A3                      |
| AM                       | F-47117  | DDE                   | 23.01.27                      | engr COMPAGNON J 95.08.26             | type<br>CUSTOMER Drawing        |
| AG                       | F02-0186 | LMU                   | 05.06.09                      | chr JMC 95.08.26                      |                                 |
| sheet index              | revision | AM                    | AH                            |                                       |                                 |
|                          | sheet    | 1                     | 2                             |                                       |                                 |

APPLICATION SPECIFIC

| PIN | STYLE | MATING | SOLDER | "C"  | "J"   |
|-----|-------|--------|--------|------|-------|
| 03  |       | 5.84   | 2.41   | 1.52 | 12.44 |
| 04  |       | 5.84   | 3.05   | 1.52 | 12.44 |
| 06  |       | 10.72  | 13.39  | 1.52 | 17.32 |
| 07  |       | 12.32  | 13.39  | 1.52 | 18.92 |
| 08  |       | 3.05   | 3.05   | 1.52 | 9.65  |
| 09  |       | 6.04   | 1.6    | 1.52 | 12.64 |
| 10  |       | 10.89  | 3.05   | 1.52 | 17.49 |
| 14  |       | 5.82   | 7.8    | 1.4  | 12.3  |
| 15  |       | 3.2    | 10     | 1.52 | 9.8   |
| 18  |       | 3.5    | 6.4    | 1.4  | 10    |
| 20  |       | 13     | 3.23   | 1.52 | 19.6  |
| 22  |       | 7.48   | 1.6    | 1.52 | 14.08 |
| 23  |       | 7.20   | 3.05   | 1.52 | 13.80 |

A

A

B

B

C

C

D

D



Copyright FCI

|             |          |     |          |  |             |                               |        |                |  |  |  |
|-------------|----------|-----|----------|--|-------------|-------------------------------|--------|----------------|--|--|--|
| mat'l. code |          |     |          | surface<br>ISO 1302 <input checked="" type="checkbox"/> ISO 406 ISO 1101 |             | tolerance<br>ISO 406 ISO 1101 |        | projection<br> |  | product family<br>BERGSTIK   |  |
| ltr         | ecn no   | dr  | date     | tolerances unless otherwise specified                                    |             | mm                            |        |                |  | title<br>HEADER,DR,RA,<br>2.54 mm                                      |  |
| AH          | F-47117  | DDE | 23.01.27 | angles   | linear      | linear                        | linear |                |  |  |  |
| AC          | F00461   | LMU | 00.07.11 |  |             | scale                         |        |                |  | dwg no<br>76350<br>sheet 2 of - size<br>A3<br>type<br>CUSTOMER Drawing |  |
| AD          | F20116   | DLE | 02.01.17 | dr   | G LEOTY     | 95.08.26                      |        |                |  |  |  |
| AE          | F03-0203 | LMU | 03.04.28 | engr   | COMPAGNON J | 95.08.26                      |        |                |  |  |  |
| AF          | F05-0186 | LMU | 05.06.09 | chr  |             |                               |        |                |  |  |  |
| AG          | F06-0207 | LMU | 06.07.27 | app  | JMC         | 95.08.26                      |        |                |  |  |  |
| sheet       | revision |     |          |  |             |                               |        |                |  |  |  |
| index       | sheet    |     |          |  |             |                               |        |                |  |  |  |