



MATRIX TECHNOLOGY INC.

Add : No. 206, Building D, Huachuangda Culture and
Technology Industrial Park, Haihui Road, 49 th
Area, Bao'an District, Shenzhen, Guangdong, China

TEL : 86-755-2836 4276

FAX : 86-755-8950 0843

P C : 518102

E-mail : sales@szmatrix.com

Http ://www.szmatrix.com

2020 PRODUCT MANUAL

FOCUS ON QUALITY AND SERVICE



CONTENTS

DC Power Supply

MPS-D+ Series Linear DC Power Supply	01
MPS-3010L-1/6005L-1 Single-channel Linear DC Power Supply	01
MPS-3020 Single-channel Linear DC Power Supply	02
MPS-6005L-2/3010L-2 Dual-channel Linear DC Power Supply	02
MPS-3003L-3/3005L-3 Tri-channel Linear DC Power Supply	03
MPS-3600LP Series Programmable Single-channel DC Power Supply	04
MPS-3600H Series Programmable Single-channel DC Power Supply	05
PDS Series Programmable Single-channel DC Power Supply	06
MPS-X/XP Series Programmable Tri-channel DC Power Supply	07
MPS-S Series Programmable Tri-channel DC Power Supply	08
MPS-3206 DC Power Supply	09

01
01
02
02
03
04
05
06
07
08
09
10-11

AC Power Source

APS-4000 Series Storage AC Power Source	12
APS-7000 Series Programmable AC Power Source	13
APS-5000A Series High Power Programmable AC Power Source	14
APS-6000 Series Adjustable AC Power Meter	15

12
13
14
15

Electronic Load

PEL-8000 Series Programmable DC Electronic Load	16
---	----

16

High Precision Power Meter

MPM-1010/1010B High Precision Power Meter	17
---	----

17

Function Arbitrary Waveform Generator

MFG-2000 Series Function Arbitrary Waveform Generator	18-19
---	-------

18-19

Digital Multimeter

MDM-8145A/8146A/8155A Digital Multimeter	20-21
MDM-8165/8165A Digital Multimeter	22
MDM-200 Series Digital Multimeter	23

20-21
22
23

Temperature Measuring Instrument

MR-3000 Multichannel Temperature Measuring Instrument	24
MTM-300 Series Infrared Thermometer	25

24
25

LCR Meter

MCR-5000 Series Digital LCR Meter	26
MCR-6000A Series High Precision LCR Meter	27
MCR-8000H Series High Precision LCR Meter	28
MCR-9000 Series Precision Impedance Analyzerr	29-30

26
27
28
29-30

Oscilloscope Probe

IP Series General Oscilloscope Probe	31
P-6139 Series Oscilloscope Probe	31
Oscilloscope High Voltage Probe	32
Differential Probe	32

31
31
32
32

Optional Accessories

33

COMPANY INTRODUCTION

MATRIX TECHNOLOGY INC. is a professional manufacturer of electronic measuring instruments and meters with enormous potentiality and advanced equipment. Starting from the establishment of the factory, the company insists on the policy of seeking development by science and technology and seeking survival by quality. Our goal is to provide high quality products to global customers with attractive price and excellent service. The company strictly integrates the standard of ISO quality management system into all aspects of enterprise R & D, production and after-sale service. Enhancing our innovation ability, revitalizing the instrument industry and reversing the passive situation of China's instrumentation industry are the direction of our efforts and our long-term development strategy. The company will consistently provide high quality and cost-effective products to users, and constantly improve product quality, after-sales service, as well as create a new situation in the instrumentation manufacturing industry.

MATRIX TECHNOLOGY INC. will provide users with excellent products and services to achieve a win-win situation with customers.

Single-channel Linear DC Power Supply

MPS-D+ Series



- Voltage and current presetting function makes it easier to operate;
- It adopts new single-chip technology to control, with high integration, simple circuit and low failure rate.
- Output on/off function;
- Smart fan makes your working environment more quiet;
- Using high-precision low-temperature drift manganese copper wire for current sampling to ensure high-precision low-temperature drift.
- OTP function protects the machine more comprehensively.
- MPS-6003D+/6005D+ have short-circuit protection function (output off when short-circuit, and restored after turning off for 2S).

Model	MPS-3003D+(30V/3A)	MPS-3005D+(30V/5A)	MPS-3010D+(30V/10A)	MPS-6003D+(60V/3A)	MPS-6005D+(60V/5A)	
Input voltage	AC 220V/110V±10% 50Hz/60Hz					
MAX.Input power	165W	275W	520W	185W	305W	
Load regulation rate	Voltage	<0.02%+5mV	<0.02%+6mV	<0.02%+10mV	<0.02%+5mV	<0.02%+6mV
	Voltage	<0.02%+5mV	<0.02%+6mV	<0.02%+10mV	<0.02%+5mV	<0.02%+6mV
Power regulation rate	Current <0.2%±1digits					
Setup resolution	10mV/10mA					
Setup accuracy	≤0.2%+2 digits(Environment temperature : 23°C±5°C)					
Readback resolution	10mV/10mA					
Readback accuracy	≤0.2%+2 digits(Environment temperature : 23°C±5°C)					
Ripple	Voltage	≤2mVrms	≤2mVrms	≤3mVrms	≤2mVrms	≤2mVrms
	Current	5mArms	5mArms	10mArms	5mArms	5mArms
Temperature coefficient	300ppm/°C					
Max. output voltage	31.5V±0.5V	31.5V±0.5V	31.5V±0.5V	61.5V±0.5V	61.5V±0.5V	
Max. output current	3.15A±0.05A	5.20A±0.05A	10.1A±0.5A	3.15A±0.05A	5.20A±0.05A	
Working condition	Temperature 0°C ~40 °CRelative humidity < 80%					
Storage condition	Temperature -15°C~70 °CRelative humidity < 80%					
Cooling method	Smart air cooling					
Weight	Net weight	4.9Kg	5.7Kg	5.7Kg	7.0Kg	7.0Kg
	Gross weight	5.6Kg	6.4Kg	6.4Kg	7.7Kg	7.7Kg
Size (WxHxD)	280mm*130mm*160mm					

Single-channel Linear DC Power Supply

MPS- 3010L-1/6005L-1



- Two digital header display
- Constant voltage and constant current mode
- High efficiency, light weight, small volume
- Preset limit current points
- Low pipple and noise
- Overload and reverse polarity protection

Model	MPS-3010L-1 (30V/10A)	MPS-6005L-1 (60V/5A)
Voltage stability		
Source effect	CV≤0.01%+5mV	≤0.01%+5mV
Load effect	CV≤0.02%+5mV	≤0.02%+5mV
Ripple and noise	CV≤2mV (rms)	≤2mV(rms)
Voltage temperature coefficient	300ppm/°C	
Current stability		
Source effect	CC≤0.2%+3mA	
Load effect	CC≤0.2%+5mA	
Ripple current	≤3mA rms	
Current temperature coefficient	500ppm/°C	
Display precision		
Display	3 digit display ≤0.4%+1d	
Recovery time	≤100μs	
Weight and size		
Net weight (kg)	9.2	8.3
Gross weight (kg)	10	9.2
Instrument size (W*H*D)	250*135*360	
Packing size (W*H*D)	355*245*430	

Single-channel Linear DC Power Supply

MPS-3020



- Two digital header display
- Constant voltage and constant current mode
- High efficiency, light weight, small volume
- Preset limit current points
- Low pipple and noise
- Overload and reverse polarity protection

Model	MPS-3020(0-30V/20A)
Voltage stability	
Source effect	CV≤0.3%+5mV
Load effect	CV≤0.02%+5mV
Voltage temperature coefficient	300ppm/°C
Current stability	
Source effect	CC≤0.3%+3mA
Load effect	CC≤0.2%+5mA
Current temperature coefficient	500ppm/°C
Display precision	
Voltage display	3 LED display ≤±0.5%+1d
Current display	3 LED display ≤±1%+2d
Weight and size	
Net weight (kg)	13
Gross weight (kg)	13.9
Instrument size (W*H*D)	255*150*430
Packing size (W*H*D)	360*240*545

Dual-channel Linear DC Power Supply

MPS-6005L-2/3010L-2



- Series parallel (tracking function)
- Constant voltage and constant current mode
- High efficiency, light weight, small volume
- Preset limit current points
- Low pipple and noise
- Overload and reverse polarity protection

Model	MPS-6005L-2 (0-60V/5A Dual-channel)	MPS-3010L-2 (0-30V/10A Dual-channel)
Voltage stability		
Source effect	CV≤0.01%+5mV	≤0.01%+5mV
Load effect	CV≤0.01%+5mV	≤0.01%+5mV
Voltage temperature coefficient	300ppm/°C	
Current stability		
Source effect	CC≤0.3%+3mA	
Load effect	CC≤0.3%+5mA	
Current temperature coefficient	500ppm/°C	
Display precision		
Voltage display	3 LED display ≤±0.5%+2d	
Current display	3 LED display ≤±1%+2d	
Series parallel (tracking)	√	
Weight and size		
Net weight (kg)	15.3	
Gross weight (kg)	16.3	
Instrument size (W*H*D)	250*150*415	
Packing size (W*H*D)	355*245*540	

Tri-channel Linear DC Power Supply

MPS-3003L-3/3005L-3



- Over current protection
- Constant voltage and constant current mode
- No external attachment
- High efficiency, light weight, small volume
- The two channels are automatically connected in series or parallel mode by the switch inside the machine
- Preset limit current points
- Low ripple and noise
- In series mode, the positive and negative power output can be formed
- It is easier to set voltage values by multi-loop potentiometers
- Two color four LED digit display voltage, current

Model	MPS-3003L-3	MPS-3005L-3
Technical parameters		
Input voltage	220VAC±10% 50Hz±2Hz	
Rated output voltage	0-30V*2 / 5V*1	0-30V*2 / 5V*1
Rated output current	0-3A*2 / 3A*1	0-5A*2 / 3A*1
Working mode	Two independent output + fixed 5V/3A output	
Series	0-60V/3A/5A	
Parallel	0-30V/6A/10A	
Voltage characteristics		
Power effect	CV≤0.01%+3mV	CC≤0.2%+3mA
Effect of load	CV≤0.01%+3mV (I≤3A) CV≤0.02%+5mV (I>3A)	CC≤0.2%+3mA (I≤3A) CC≤0.2%+5mA (I>3A)
Ripple and noise	CV≤1.0mVr.m.s (I≤3A) CV≤2.0mVr.m.s (I>3A)	CC≤3mAr.m.s (I≤3A) CC≤6mAr.m.s (I>3A)
Current stability		
Power effect	≤0.2%+3mA	
Effect of load	≤0.2%+3mA	
Ripple and noise	≤3mArms	
In parallel mode		
Power effect	≤0.01%+3mV	
Effect of load	≤0.01%+3mV (I≤3A) ≤0.02%+5mV (I>3A)	
Series model		
Power effect	≤0.01%+5mV	
Effect of load	≤300mV	
Positive and negative power supply	The road error is less than 0.5%+10mV main road (no load, load time is required to load less than 300mV)	
Display		
Voltage display	3 digit display ±0.5%+2d	
Current display	3 digit display ±1%+2d	
Fixed output power		
Rated output voltage	5V±0.25V	
Rated output current	3A	
Power effect	≤5mV	
Effect of load	≤15mV	
Ripple and noise	≤2.0mVr.m.s	
Protection	Current display and short circuit protection	
Using environment	0~+40°C Relative humidity < 80%	
Working time	Full load continuous working time >8 hours	
Weight and size		
Net weight (kg)	8.5	9.5
Gross weight (kg)	9.2	10.3
Instrument size (W*H*D)	250*150*380	
Packing size (W*H*D)	350*250*450	

Programmable Single-channel DC Power Supply

MPS-3600LP Series



Simultaneously control 4 instruments, automatically determine the upper and lower limits, and record the test results.



Simultaneously control 4 instruments to switch to different conditions for cyclic testing, and record the results and waveform monitoring.



Battery charging mode, can measure and record the charging waveform and charging data and capacity.

MPS3600LP series is a new generation of programmable DC power supply with high quality. Both desktop and system characteristics are available, it can be arbitrarily collocation with other instruments to integrate a test system for special functions, to complete the measurement requirements of different occasions, to store and retrieve voltage and current data quickly through panel keyboard, which brings great convenience for users, is a good replacement of the ordinary programmable power supply, high cost performance advantages.

- The digital keyboard and knob adjust the voltage and current in two ways
- Voltage 10mV, current 1mA resolution
- 9 groups voltage current storage call function
- The upper and lower limits of current setting function bring alarm
- Stylish and small, affordable and cost-effective
- Linear power supply, low ripple and noise
- Standard computer interface RS-232

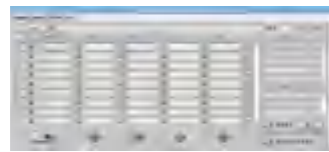
Model	MPS-3603LP	MPS-3605LP	MPS-3610LP	MPS-6003LP	MPS-6005LP	
Rated output voltage	0~36V	0~36V	0~36V	0~60V	0~60V	
Rated output current	0~3A	0~5A	0~10A	0~3A	0~5A	
Voltage transforming way	Linear power supply					
Load regulation rate	Voltage	0.05%+5mV	0.05%+8mV	0.05%+10mV	0.05%+5mV	0.05%+8mV
	Current	0.1%+5mA	0.1%+5mA	0.1%+8mA	0.1%+5mA	0.1%+5mA
Power regulation	Voltage	0.05%+5mV	0.05%+8mV	0.05%+10mV	0.05%+5mV	0.05%+8mV
	Current	0.1%+5mA	0.1%+5mA	0.1%+8mA	0.1%+5mA	0.1%+5mA
Setting value resolution	Voltage	10mV				
	Current	1mA				
Accuracy of set points	Voltage	≤0.1%+2 byte				
	Current	≤0.2%+3byte	≤0.2%+3byte	≤0.2%+6byte	≤0.2%+3byte	≤0.2%+3byte
Readback value resolution	Voltage	10mV				
	Current	1mA				
Readback value accuracy	Voltage	≤0.1%+2byte	≤0.1%+2byte	≤0.1%+2byte	≤0.1%+2byte	≤0.1%+2byte
	Current	≤0.2%+3byte	≤0.2%+3byte	≤0.2%+6byte	≤0.2%+3byte	≤0.2%+3byte
Ripple	Voltage	1mVrms				
	Current	3mArms				
Temperature environment	Operation	0 to 40°C≤85RH				
	Storage	-15to70°C≤85RH				
Net weight	kg	4.5	6.7	7.5	7.5	7
Gross weight	kg	5.6	7.8	8.6	8.6	8
Instrument size (W*H*D)	mm	215*95*300	215*95*300	215*95*355	215*95*355	215*95*355
Packing size (W*H*D)	mm	310*200*420				

Programmable Single-channel DC Power Supply

MPS-3600H Series



- The digital keyboard and knob adjust the voltage and current in two ways
- Voltage 1mV, current 0.1mA resolution
- 9 groups voltage current storage call function
- The upper and lower limits of current setting function bring alarm
- Stylish and small, affordable and cost-effective
- Linear power supply, low ripple and noise
- Standard computer interface RS-232



Simultaneously control 4 instruments, automatically determine the upper and lower limits, and record the test results.



Simultaneously control 4 instruments to switch to different conditions for cyclic testing, and record the results and waveform monitoring.



Battery charging mode, can measure and record the charging waveform and charging data and capacity.

Model	MPS-3603H	MPS-3605H	MPS-6003H	
Rated output voltage	0~36V	0~36V	0~60V	
Rated output current	0~3A	0~5A	0~3A	
Quota output power	108W	180W	108W	
Load regulation rate	Voltage	<0.02%+5mV	<0.02%+8mV	<0.02%+5mV
	Current	<0.02%+5mA	<0.02%+5mA	<0.05%+5mA
Power regulation	Voltage	<0.02%+5mV	<0.02%+8mV	<0.02%+5mV
	Current	<0.02%+5mA	<0.02%+5mA	<0.02%+5mA
Setting value resolution	Voltage	1mV		
	Current	0.1mA		
Readback value resolution	Voltage	1mV	1mV	1mV
	Current	0.1mA	0.1mA	0.1mA
Setting accuracy (25°C±5°C)	Voltage	≤0.05%+8mV	≤0.05%+8mV	≤0.05%+8mV
	Current	≤0.1%+2mA	≤0.1%+3mA	≤0.1%+2mA
Readback accuracy (25°C±5°C)	Voltage	≤0.05%+8mV	≤0.05%+8mV	≤0.05%+8mV
	Current	≤0.1%+2mA	≤0.1%+3mA	≤0.1%+2mA
Ripple and noise (25°C±5°C)	Voltage	1.5mVrms		
	Current	3mA _{rms}		
Temperature Coefficient	Operation	200ppm		
	Storage	200ppm		
Net weight	kg	4.5	5.7	5.7
Gross weight	kg	5.6	6.7	6.7
Instrument size (W*H*D)	mm	215*95*355		
Packing size (W*H*D)	mm	310*200*420		

Programmable Single-channel DC Power Supply

PDS Series



PDS series is a new generation of high quality programmable DC power supply. Both desktop and system are available, can be arbitrary collocation with other instruments, integrate to the multi-functional test system, to complete the measurement requirements in different occasions, is also a good replacement of the ordinary programmable power supply, with high cost performance advantages.

- The digital keyboard and knob adjust the voltage and current in two ways
- Voltage 1mV, current 1mA resolution
- 100 sets of voltage and current storage call
- Rear panel remote measuring terminal is used to compensate online voltage drop
- Overvoltage, current limit, overcurrent and overheat protection.
- Linear power supply, low ripple and noise
- Standard computer interface RS-232

Model	Voltage	Current	OVP	OCP
Rated DC output (0°C~40°C)				
PDS-2030	0~20V	0~30A	0.1~24V	0.1~34A
PDS-3020	0~30V	0~20A	0.1~34V	0.1~24A
PDS-6010	0~60V	0~10A	0.1~64V	0.1~12A
PDS-1560	0~15V	0~60A	0.1~18V	0.1~62A
PDS-3030	0~30V	0~30A	0.1~34V	0.1~34A
PDS-6015	0~60V	0~15A	0.1~64V	0.1~17A
PDS-8010	0~80V	0~11A	0.1~88V	0.1~12A
Power effect	Voltage	≤0.01%+10mV		
	Current	≤0.2%+10mA		
Load effect	Voltage	≤0.1%+5mV		
	Current	≤0.2%+5mA		
Ripple and noise	Voltage	2mVrms,30mVpp		
	Current	≤10mA _{rms}		
Setting precision	Voltage	±(0.03%of reading+10mV)(25±5°C)		
	Current	±(0.3%of reading+10mA)(25±5°C)		
Setting resolution	1mV / 1mA			
Voltage Recovery time	≤1.5ms(50%loadchange)			
Voltage Temperature coefficient	≤300ppm/°C			
Accuracy of reading	±(0.02%ofreading+5mV)(25±5°C);±(0.05%ofreading+10mA)(25±5°C)			
Protection	Overload protection, polarity reverse protection, overvoltage protection, overcurrent protection, overheat protection			
Interface	Standard RS-232, support SCPI instruction set, analog control interface (optional)			
Storage redeployem	100 groups			
Operating environment	Indoor use , altitude : ≤2000m , ambient temperature : 0~40°C Relative humidity : ≤80% , Install level : II , Degree of pollution : 2			
Storage environment	ambient temperature : -10~70°C , relative humidity : ≤70%			
Power input	AC 220V±10%,50/60Hz			
Accessories	user manual*1pc, power cord*1pc			
Instrument size (W*H*D)	mm	220*150*400		
Packing size (W*H*D)	mm	310*200*480		
Net weight	kg	4.6		
Gross weight	kg	5.6		

Programmable Tri-channel DC Power Supply

MPS-X/XP Series



Tri-channel programmable DC power supply is with high resolution, high precision and high stability, Over-voltage and over-heat protection are available. Series and parallel operation are also provided. The resolution is 1 mV / 1 mA.

- Three channels show and adjust current and voltage at the same time
- Intelligent temperature controlled fan to reduce noise
- Serial/ Parallel/ Track mode
- Low ripple and noise
- Can be calibrated and monitored through computers
- With SENSE function, can compensate for voltage drop on the line
- Output time can be set(0~99999.9s)
- Output controlled by a switch
- 40 groups of storage can be quickly called

Applications

- Production line work bench routine test
- Lab and institute
- Electronic repair
- Automated equipment integration testing

Model		MPS-3033X	MPS-3063X	MPS-6033X	MPS-3033XP	MPS-3063XP	MPS-6033XP
Rated output	Voltage	0~30V*2/0~6V*1	0~30V*2/0~6V*1	0~60V*2/0~6V*1	0~30V*3	0~30V*3	0~60V*3
	Current	0~3A*2/0~3A*1	0~6A*2/0~3A*1	0~3A*2/0~3A*1	0~3A*3	0~6A*3	0~3A*3
Load regulation	Voltage	≤0.01%+3mV					
	Current	≤0.01%+3mA					
Power regulation	Voltage	≤0.01%+3mV					
	Current	≤0.01%+3mA					
Set resolution	Voltage	1mV					
	Current	1mA					
Readback resolution	Voltage	1mV					
	Current	1mA					
Set value accuracy	Voltage	≤0.03%+10mV					
	Current	≤0.1%+5mA	≤0.1%+8mA	≤0.1%+5mA	≤0.1%+5mA	≤0.1%+8mA	≤0.1%+5mA
Readback accuracy	Voltage	≤0.03%+10mV					
	Current	≤0.1%+5mA	≤0.1%+8mA	≤0.1%+5mA	≤0.1%+5mA	≤0.1%+8mA	≤0.1%+5mA
Ripple and noise	Voltage _(rms)	≤2mVrms					
	Current	≤5mA _{rms}					
Series / parallel set-point value accuracy	Voltage	≤0.02%+5mV	≤0.02%+10mV	≤0.02%+5mV	≤0.02%+10mV	≤0.02%+10mV	≤0.02%+5mV
	Current	≤0.1%+30mA					
Storage	Storage/Call	40 groups					
	Function	timed output off					
Timer	Time set	0.1s~99999.9s					
	Resolution	0.1s					
Interface		RS232,USB					
Working temperature		0~40°C					
Equipment size (W*H*D)	mm	255*110*380	255*110*380	255*110*380	255*110*380	255*110*380	255*110*380
Packing size (W*H*D)	mm	325*210*475	325*210*475	325*210*475	325*210*475	325*210*475	325*210*475
N.W	kg	8.5	8.5	8.5	11	11	11
G.W	kg	10	10	10	13	13	13

Programmable Tri-channel DC Power Supply

MPS-S Series



Tri-channel programmable DC power supply is with high resolution, high precision and high stability, Over-voltage and over-heat protection are available. Series and parallel operation are also provided. The resolution is 10mV / 1 mA.

- Three channels show and adjust current and voltage at the same time
- Intelligent temperature controlled fan to reduce noise
- Serial/ Parallel/ Track mode
- Low ripple and noise
- Can be calibrated and monitored through computers
- With SENSE function, can compensate for voltage drop on the line
- Output time can be set(0~99999.9s)
- Output controlled by a switch
- 40 groups of storage can be quickly called

Applications

- Production line work bench routine test
- Lab and institute
- Electronic repair
- Automated equipment integration testing

Model		MPS-3033S			MPS-3063S			MPS-6033S		
Parameter		CH1	CH2	CH3	CH1	CH2	CH3	CH1	CH2	CH3
Rated output	Voltage	0~31V	0~31V	0~6V	0~31V	0~31V	0~6V	0~61V	0~61V	0~6V
	Current	0~3A	0~3A	0~3A	0~6A	0~6A	0~3A	0~3A	0~3A	0~3A
Load regulation	Voltage	≤0.01%+3mV								
	Current	≤0.01%+3mA								
Power regulation	Voltage	≤0.01%+3mV								
	Current	≤0.01%+3mA								
Set resolution	Voltage	10mV								
	Current	1mA								
Readback resolution	Voltage	10mV								
	Current	1mA								
Set value accuracy	Voltage	≤0.03%+2byte								
	Current	≤0.1%+5mA			≤0.1%+8mA			≤0.1%+5mA		
Readback accuracy	Voltage	≤0.03%+2byte								
	Current	≤0.1%+5mA			≤0.1%+8mA			≤0.1%+5mA		
Ripple and noise	Voltage _(rms)	≤2mVrms								
	Current	≤5mA _{rms}								
Series / parallel set-point value accuracy	Voltage	≤0.02%+2byte								
	Current	≤0.1%+30mA								
Storage	Storage/Call	40 groups								
	Function	timed output off								
Timer	Time set	0.1s~99999.9s								
	Resolution	0.1s								
Interface		RS232,USB								
Working temperature		0~40°C								
Equipment size (W*H*D)	mm	255*110*380								
Packing size (W*H*D)	mm	325*210*475								
N.W	kg	8.5								
G.W	kg	10								

DC Power Supply

MPS-3206



- Voltage and current simultaneously display, double four-digit LED display
- High power up to 192W with small volume
- Ultra lightweight design, bare machine weight only 1.4kg
- Smart fan, unique air duct design keeps normal temperature for long time full load working
- Five sets of storage functions, greatly convenient for users
- OVP/OCP setting function
- Encoder sets voltage and current. Fast and longer life
- Output power switch function;

Rated operation condition

Operation voltage: AC 110V/220V ± 10% 50Hz

Operation condition:

Temperature 0~40°C

Relative humidity ≤ 80%RH

Storage condition

Temperature -15°C~60°C

Relative humidity ≤ 80%RH

Model	MPS-3206
Output Voltage	0-32V
Output Current	0-6.1A
Voltage	
Load regulation	≤0.1%+5mV
Line regulation	≤0.01%+5mV
Setting resolution	10mV
Setting accuracy	≤0.1%+1 digits
Recall resolution	10mV
Recall accuracy	≤0.1%+1 digits
Ripple	10mVrms
Current	
Load regulation rate	≤0.2%+3mA
Load regulation	≤0.2%+3mA
Line regulation	≤0.2%+3mA
Setting resolution	1mA
Setting accuracy	≤0.2%+3mA
Recall resolution	1mA
Recall accuracy	≤0.2%+3 digits
Ripple	5mArms
OVP	0-32V±0.2%FS
Max. voltage	32V±0.2%
OCP	0-6.1A±0.2%FS
Max. current	0-6.1A±0.2%
Operating	0°C~40°C, ≤80%RH
Storage	-15°C~60°C, ≤80%RH
Cooling mode	Air cooling
Temperature	23°C±5°C
Net weight (kg)	1.5
Gross weight (kg)	1.9
Instrument size (W*H*D)	115*96*261
Packing size (W*H*D)	167*153*317

Programmable DC Power Supply

HPS Series



- Multiple voltage series, multiple models to choose: 300V/600V/1000V
- Single power range: 3kW/5kW/10kW/15kW
- Single voltage range: 0-1000V, current range: 0-60
- 30/15kW High power density
- Supports multiple power supplies in parallel, power up to 150kW
- High precision in measuring voltage and current
- Programmable change slope in output voltage and current
- Programmable sets of voltage and current sequences
- Remote voltage compensation, output DC-ON signal
- Perfect protection function OVP, OCP, OHP, fan failure
- Full color LCD display, digital keyboard, make operation more convenient
- Effectively prevent current reverse irrigation
- RS232/GPIB interface
- No-load fast discharge design

Model	HPS Serie	
AC input	≤3kW single phase 220V±10% > 3kW triple phase 380V±10%	
DC output	Voltage 0-1000V adjustable, current 0-375A, power 0-15kW adjustable	
CV accuracy	Source effect	≤0.01%Effective value(Rate of change in output current caused by ±10% changed in input voltage)
	Time drift	≤0.05%Effective value(Rate of change in output current caused by the power supply working continuously for 8 hours)
	Temperature drift	≤0.1%Effective value/°C(Rate of change in output voltage caused by changes in ambient temperature in the temperature range)
	Load effect	≤0.02%Effective value(Rate of change in output voltage caused when the output current of the power supply changes from zero to the rated value)
CC accuracy	Source effect	≤0.05%Effective value(Rate of change in output current caused by ±10% changed in input voltage)
	Time drift	≤0.5%Effective value(Rate of change in output current caused by the power supply working continuously for 8 hours)
	Temperature drift	≤0.2%Effective value/°C(Rate of change in output current caused by changes in ambient temperature in the temperature range)
	Load effect	≤0.1%Effective value(Rate of change in output current caused when the output current of the power supply changes from zero to the rated value)
Output ripple	CV status	≤25mV (RMS) (Effect value)
	CC status	≤60mA (RMS) (Effect value)
Output display	Voltage accuracy	0.1%+0.1%F.S.
	Current accuracy	0.1%+0.2%F.S.
Voltage set	Digital keyboard +knob Resolution:1.7mV	
Current set	Digital keyboard +knob Resolution:0.9mA	
Transient response	<20ms	
CV/C switch	<1ms	
OVP	Built-in OVP, protection value is +10% of rated value, turn off the output after protection	
OCP	Over load, short circuit is turn to CC mode output	
OTP	Built-inOTP, protection value is 85°C±5%(Radiator temperature), turn off the output after protection	
Output polarity	Output positive(+), negative(-)	
Cooling mode	Forced air cooling	
Operation environment	Indoor using design, temperature:0°C~40°C; humidity:10%~85%RH	
Storage environment	Temperature:-20°C~70°C; humidity:10%~90%RH	
Communication Interface	RS232/GPIB(Optional)	

≤3kW series product selection table

Model	Voltage	Current	Power
HPS-4080A	0-40.000V	0-80.000A	1200W
HPS-6050A	0-60.000V	0-50.000A	1200W
HPS-8030A	0-80.000V	0-30.000A	1200W
HPS-10025A	0-100.00V	0-25.000A	1200W
HPS-16010A	0-160.00V	0-10.000A	1200W
HPS-40100B	0-40.000V	0-100.00A	1800W
HPS-8040B	0-80.000V	0-40.000A	1800W
HPS-10030B	0-100.00V	0-30.000A	1800W
HPS-16015B	0-160.00V	0-15.000A	1800W
HPS-30010B	0-300.00V	0-10.000A	1800W
HPS-6005B	0-600.000V	0-5.0000A	1800W
HPS-40120C	0-40.000V	0-120.00A	2400W
HPS-8050C	0-80.000V	0-50.000A	2400W
HPS-10040C	0-100.00V	0-40.000A	2400W
HPS-16020C	0-160.00V	0-20.000A	2400W
HPS-30015C	0-300.00V	0-15.000A	2400W
HPS-6008C	0-600.00V	0-8.0000A	2400W
HPS-40120D	0-40.000V	0-120.00A	3000W
HPS-8060D	0-80.000V	0-60.000A	3000W
HPS-10050D	0-100.00V	0-50.000A	3000W
HPS-16030D	0-160.00V	0-30.000A	3000W
HPS-30020D	0-300.00V	0-20.000A	3000W
HPS-60010D	0-600.00V	0-10.000A	3000W

5kW series product selection table (Three-phase input 380V)

Model	Voltage	Current	Power
HPS-32020E	0-320.00V	0-20.000A	5000W
HPS-45015E	0-450.00V	0-15.000A	5000W
HPS-60010E	0-600.00V	0-10.000A	5000W
HPS-80010E	0-800.00V	0-10.000A	5000W
HPS-10008E	0-1000.0V	0-8.0000A	5000W

10kW series product selection table (Three-phase input 380V)

Model	Voltage	Current	Power
HPS-30040F	0-300.00V	0-40.000A	10000W
HPS-45025F	0-450.00V	0-25.000A	10000W
HPS-60020F	0-600.00V	0-20.000A	10000W
HPS-80015F	0-800.00V	0-15.000A	10000W
HPS-100016F	0-1000.0V	0-16.000A	10000W

15kW series product selection table (Three-phase input 380V)

Model	Voltage	Current	Power
HPS-30060G	0-300.00V	0-60.000A	15000W
HPS-45030G	0-450.00V	0-30.000A	15000W
HPS-60030G	0-600.00V	0-30.000A	15000W
HPS-80020G	0-800.00V	0-20.000A	15000W
HPS-100020G	0-1000.0V	0-20.000A	15000W

Storage AC Power Source

APS-4000 Series



- The advanced direct digital frequency synthesizer (DDS) waveform is used to achieve high frequency stability, good continuity and accurate measurement
- Keyboard shortcuts: 110V, 220V, 50Hz, 60Hz shortcuts self-assembly
- Key LOCK function prevents inadvertent touch
- With key lock M1, M2, M3, M4 and M5 five sets of memory, can store the commonly used voltage V and frequency F, easy to recall them by one key
- Push-down infinite coding knob switch, adjusting cursor position by pressing the knob.
- Four window five digit display, display voltage V, frequency F, current I, power P, power factor PF simultaneously, and more accurate.
- Measuring function: voltage, current, frequency, power, power factor
- Strong overload capacity, 300% overload 2s;
- Intelligent analyzing function: automatically judge the cause of failure and situation, as well as display the code when alarming is reported;
- Equipped with 100% load and unload function, the voltage stabilizing reaction time is within 20ms
- Output voltage 0-150.00V、0-300.00V
- Input frequency 45.00-250.00Hz
- Input and output are isolated
- Has soft start function to avoid the damage to power supply caused by the instantaneous impulse current of the load (such as motor) when power on.

Model	APS-4000A	APS-4000B	APS-4000C
Capacity	350VA	700VA	1200VA
Working mode	SPWM		
The input			
Number of phase	1Φ2W		
Voltage	220V±10%		
Frequency	45Hz-250Hz		
The output			
Number of phase	1Φ2W		
Voltage	0-150VAC/0-300VAC AUTO		
Frequency	45-250Hz (0.1Step)		
Maximum current	L=120V H=240V	3A 1.5A	6A 3A
Load regulation	1%		
T.H.D	2% Low grade 120V, high grade 240V, with pure resistive load		
Frequency stability	0.01%		
Display	Vrms、Arms、Fre、Wattage、PF		
Voltage resolution	0.01V		
Frequency resolution	0.01Hz		
Current resolution	0.001A		
Storage	M1(V_F_A)、M2(V_F_A)、M3(V_F_A)		
Communication interface	RS-232C		
Set the current limit	0-MaxCurrent(P/240 Maximum current is: maximum capacity /240V is P/240)		
The output protection	OverCurrent OverTemp OverLoad ShortCircuit		
Operation environment	0-40°C 20-80%RH		
Net weight (kg)	12.7	15	18.5
Gross weight (kg)	14.5	16.7	20
Instrument size (W*H*D)	365*150*430	365*150*430	365*150*430
Packing size (W*H*D)	510*255*550	510*255*550	510*255*550

Programmable AC Power Source

APS-7000 Series



APS-7105/7100



APS-7200/7300/7500

- The advanced direct digital frequency synthesizer (DDS) waveform is used to achieve high frequency stability, good continuity and accurate measurement
- Keyboard shortcuts: 110V, 220V, 50Hz, 60Hz shortcuts self-assembly
- Key lock function prevents inadvertent touch
- With key lock M1, M2 and M3 three sets of memory, can store the commonly used voltage V and frequency F, easy to recall them by one key
- Five display windows: voltage V, frequency F, current I, power P/power factor PF, display more accurately
- Overload capacity, 300% overload 2S
- Intelligent analysis function: automatically determine the cause of failure ,status and display the code when the alarm is reported
- With 100% loading and unloading, the stabilizing reaction time is within 20ms
- RS485, RS232, Ethernet communication interface or simulation control mode (optional)
- Adopt input and output isolation mode
- Has soft start function to avoid the damage to power supply caused by the instantaneous impulse current of the load (such as motor) when power on.

Model	APS-7105	APS-7100	APS-7200	APS-7300	APS-7500	APS-7110	
Capacity	500VA	1KVA	2KVA	3KVA	5KVA	10KVA	
Working mode	SPWM						
The input							
Number of phase	1Φ2W						
Voltage	220V±10%						
Frequency	47Hz-63Hz						
The output							
Number of phase	1Φ2W						
Voltage	0-150VAC/0-310VAC AUTO (0-600V Can be customized)						
Frequency	45-500Hz (0.1Step)						
Maximum current	L=120V	4.2A	8.4A	16.8A	25A	42A	84A
	H=240V	2.1A	4.2A	8.4A	12.5A	21A	42A
Load regulation	1%						
T.H.D	2% Low grade 120V, high grade 240V, with pure resistive load						
Frequency stability	0.01%						
Display	Vrms, Arms, Fre, Wattage, PF						
Voltage resolution	0.01V						
Frequency resolution	0.01Hz						
Current resolution	0.001A						
Storage	M1(V_F_A), M2(V_F_A), M3(V_F_A)						
Communication interface	RS-232 standard, RS485 optional						
Set the current limit	0-MaxCurrent(P/240 Maximum current is: maximum capacity /240V is P/240)						
The output protection	OverCurrent OverTemp OverLoad ShortCircuit						
Operation environment	0-40°C 20-80%RH						
Net weight (kg)	20.6	20.6	30.5	33.3	48	80	
Gross weight (kg)	23.1	23.1	33.2	36	50.8	-	
Instrument size (W*H*D)	480*135*515	480*135*515	480*225*535	480*225*535	480*240*590	430*590*810	
Packing size (W*H*D)	575*255*645	575*255*645	575*255*645	575*255*645	575*255*645	-	

High Power Programmable AC Power Source

APS-5000A Series



- Advanced direct digital frequency synthesizer (DDS) waveform generation technology, high frequency stability, good continuity
- Measurement precision is high, suitable for current half-sinusoid and its similar waveforms with DC component measurement
- Provide embedded intelligent PC monitoring system
- Adjustable output voltage from 0 to 150V, 0 to 300V, step distance 0.1V
- Output frequency 45-120Hz (40-500 Hz optional) , step distance 0.1 Hz
- Output current limiting function
- With 9 sets of memory, you can store commonly used parameters for easy invocation when using them
- With RS232 communication interface [IEEE488.2(GPIB) optional] , Instruction execution time is less than 10mS
- Protection mode: over voltage, over current, overload, short circuit, current limit, etc
- Provide RMS voltage, RMS current, active power, frequency, power factor, etc
- For 100% load removal, voltage stabilizing reaction time within 20ms, strong overload capacity, instantaneous current can withstand 3 times of rated current
- Voltage, frequency, time, digital key input, high precision
- The machine can set 30 sets of different voltage, frequency, rising time and running time at one time, and can test continuously for 999999 times

Single phase series						
Model	APS-5010A	APS-5015A	APS-5020A	APS-5030A	APS-5050A	APS-5100A
Output capacity	10KVA	15KVA	20KVA	30KVA	50KVA	100KVA
Working mode	SPWM					
Input power	1Φ2W 220V±10%		3Φ4W 380V±10%			
Output Frequency	45-200Hz(40-500Hz10Hz-1000Hz Need to be customized) , 0.1Step					
Frequency stability	0.01%					
Output Voltage	0-150VAC / 0-300VAC AUTO					
Output Current	84A/42A	125A/62.5A	168A/84A	250A/125A	420A/210A	840A/420A
Load Regulation	1%					
Total waveform distortion THD	2% (pure resistive load)					
Ammeter LCD Module	Vrms, Arms, Fre, Wattage, PF					
Protective device	Over Current, Over Temp, Over Load, Short Circuit					
Operation environment	0-40°C 20-80%RH					
Size (W*H*D)	430*700*550mm		550*700*700mm		700*1350*1418mm	
Weight	80Kg	120Kg	150Kg	250Kg	400Kg	600Kg

Three phase series (higher power can be customized)						
Model	APS-5315A	APS-5320A	APS-5330A	APS-5360A	APS-53100A	APS-53150A
Output capacity	15KVA	20KVA	30KVA	60KVA	100KVA	150KVA
Working mode	SPWM					
Input power	3Φ4W 380V±10%					
Output Frequency	45-200Hz(40-500Hz10Hz-1000Hz Need to be customized) , 0.01Step					
Frequency stability	0.01%					
Output Voltage	0-150VAC / 0-300VAC AUTO					
Output Current	42A/21A	56A/28A	84A/42A	168A/84A	278A/139A	420A/210A
Load Regulation	1%					
Total waveform distortion THD	2% (pure resistive load)					
Ammeter LCD Module	Vrms, Arms, Fre, Wattage, PF					
Protective device	Over Current, Over Temp, Over Load, Short Circuit					
Operation environment	0-40°C 20-80%RH					
Size (W*H*D)	430*700*700mm	610*1030*1050mm		700*1350*1400mm		900*1730*161mm
Weight	80Kg	120Kg	150Kg	250Kg	400Kg	600Kg

Adjustable AC Power Meter

APS-6000 Series



- Output voltage AC 0-300v adjustable and power 1000VA
- A/P/PF upper and lower limit Settings, with voice alarm function
- The four Windows display V, A, P, Apk/PF/F switching
- Easy to use, safe and reliable

Model	APS-6100	APS-6200	APS-6100B
The input voltage	AC 220V		
The output voltage	AC 0-300V Adjustable		
The output current	3.3A	6.6A	3.3A
Power	1kw	2kw	1kw
Display	V / A / P / PF / F / Apk		
Display precision	0.5%+2 byte		
Upper limit setting	√		
Output switch	√		
Sound alarming	√		
Isolate the output	×	×	√
Net weight (kg)	10	10	10
Gross weight (kg)	11	11	11.8
Instrument size (W*H*D)	323*180*250	323*180*250	323*180*250
Packing size (W*H*D)	406*295*305	406*295*305	406*295*305

Programmable DC Electronic Load

PEL-8000 Series



PEL series product is a new generation of DC electronic load, adopt new chip to achieve high speed and high precision design, provide 0.1 mV and 0.01 mA resolution (basic accuracy is 0.03%, the current rise of 2.5 A/us), with novel appearance, scientific and rigorous production technology, this one is more cost-effective compare to similar products. It can be widely used in the production line (phone charger, cell phone batteries, electric vehicle batteries, switch power supply, linear power supply), scientific research institutions, automotive electronics, aerospace, marine, solar batteries, fuel cells and other industries.

- CC , CV , CR , CP , short circuit, dynamic and other working modes
- Over voltage, overcurrent, overpower, overheat, polarity reverse protection
- High brightness vacuum VFD screen and display V,A,P simultaneously
- Accuracy of 0.1%
- Support external trigger input, output
- Automatic test function setting, more convenient operation
- RS - 232 interface. Optional special communication line connecting computer

Model	PEL-8150		PEL-8300		
Input Rating	Power	150W	300W		
	Current	0~30A		0~60A	
	Voltage	150V			
CC mode	Range	0-3A	0-30A	0-6A	0-60A
	Resolution	0.1mA		1mA	
	Accuracy	0.03%+0.05%			
CV mode	Range	0.1-19.999V		0.1-150V	
	Resolution	1mV	10mV	1mV	10mV
	Accuracy	0.03%+0.05%			
CR mode	Range	0.3Ω-10k	0.3Ω-5k	0.3Ω-10k	0.3Ω-5k
	Resolution	16 bits			
	Accuracy	0.2%+0.2%		0.1%+0.1%	
CW mode	Range	0-150W	0-150W	0-300W	0-300W
	Resolution	1mW	10mW	1mW	10mW
	Accuracy	0.2%+0.2%		0.1%+0.1%	
V Measurement	Voltage	0-19.999V	0-150V	0-19.999V	0-150V
	Resolution	1mV	10mV	0.1mV	1mV
	Accuracy	0.015%0.05%FS	0.015%0.05%FS	0.015%0.03%FS	0.015%0.02%FS
C Measurement	Current	0-3A	0-30A	0-6A	0-60A
	Resolution	0.1mA	1mA	0.01mA	0.1mA
	Accuracy	0.03%+0.05%FS	0.03%+0.08%FS	0.03%+0.05%FS	0.03%+0.08%FS
W Measurement	Watt	100W	150W	100W	300W
	Resolution	1mW	10mW	1mW	10mW
	Accuracy	0.2%+0.2%		0.1%+0.1%	
Battery Measurement Battery Input : 0.5-150V Max.Measruement:capacity=999/H;Resolution=0.1mA;Time=Range=1S-16HS					
Dynamic Measurement TransitionList:0-25Khz;2.5A/us ; T1&T2:60Us-999S;Accuracy:±15%offset+10%FS 1mS;2mS;5mS;10mS;20mS;50mS;100mS;200mS;Accuracy:±15%offset+10%FS					
Short circuit	Current(CC)	3A	30A	6A	60A
	Voltage(CV)	0V			
	Resistance(CR)	55mΩ	25mΩ	300mΩ	
Temperature	Operating	0-40°C			
	Environment	-10°C~70°C			
Net weight	kg	4.1	4.9		
Gross weight	kg	5		5.8	
Instrument size (W*H*D)	mm	215*100*355			
Packing size (W*H*D)	mm	310*200*480			

High Power Meter

MPM-1010/1010B



- The six test parameters V, A, P, PF/F/Apk
- The upper and lower limit of power factor, current and power, and there is a sound light alarm, suitable for production line batch test
- The wider frequency response is 15Hz~650Hz, exceeding all products at the same level
- Direct way saves the wiring trouble, enhance the security and convenience
- Precision resistance sampling technology, suitable for a wider range of products

MPM-1010 high-precision power meter applies direct plug mode instead of traditional terminal posts according to customers suggestion, to improve safety and convenience. The voltage and current sampling section uses precision resistance direct sampling instead of traditional transformer sampling, which ensures the original data is undistorted and improves the accuracy of the instrument. And this machine is especially adapted to some half wave and other various waveform measurement of DC component, testing full wave resistance, the distorted wave, half wave, symmetrical and unsymmetrical square wave, triangle wave, sawtooth wave and other special waveform under AC mode. It is a high cost-effective product with novel appearance and scientific design. It is widely used in mobile phone charger, adapter, switch power, household appliance, transformer and other industries.

Model	MPM-1010	MPM-1010B
4 window display	V, A P, Apk/PF/F	V, A P, Apk/PF/F
The input voltage	1V~300V	1V~300V
Input current	2mA-10A	2mA-10A
Power range	0.3W-3000W	0.01W-3000W
Precision	0.4%RD+0.1%FS+1d	0.4%RD+0.1%FS+1d
Switch range	automatic	automatic
Power factor	-1.000/+1.000	-1.000/+1.000
Frequency response	AC:15Hz~650Hz	AC:15Hz~650Hz
Hi - Low setting	V, A, P, PF	V, A, P, PF
Sound and light alarm	√	√
The key lock	√	√
The machine electricity	110V/220V Switchable	110V/220V Switchable
Communication methods	RS-232(Optional)	RS-232
Net weight (kg)	2.5	2.5
Gross weight (kg)	3.6	3.6
Instrument size (W*H*D)	225*100*305	220*105*360
Packing size (W*H*D)	300*210*420	300*210*480

Function Arbitrary Waveform Generator

MFG-2000 Series



- Use 3.5 inch 480x320TFT LCD, with a clear graphical interface
- Dual channel output
- Two channels are independent and have phase synchronization function
- Build-in 5 sets of basic waveform and 32 types of arbitrary waveform
- Edge time adjustable pulse wave output
- Output of linear/logarithmic sweep frequency and pulse string waveform
- Equipped with multi-function arbitrary waveform editing software
- Support Chinese and English menu
- File management, support USB drives and local storage
- 160MSa/S sampling rate, 12bits vertical resolution, 16k storage depth
- Waveform storage: supports 10 groups of user-defined editing waveforms
- Internal/external AM, FM, FSK modulation function
- with 160MHz high precision frequency meter
- RS232 interface, USB Device, USB Host interface

Model	MFG-2125	MFG-2140	MFG-2160
Frequency characteristics	Sine wave, square wave, triangle wave, pulse, noise, arbitrary wave (including DC)		
Waveform types	Sine wave, square wave, triangle wave, pulse, noise, arbitrary wave (including DC)		
Sine wave	1uHz ~ 25MHz	1uHz ~ 40MHz	1uHz~60MHz
Square wave	1uHz ~ 5MHz	1uHz ~ 10MHz	1uHz~10MHz
Triangle wave	1uHz ~ 500kHz	1uHz ~ 1MHz	1uHz~2MHz
Noise (-3db)	7MHz	7MHz	7MHz
Pulse	1uHz ~ 5MHz	1uHz ~ 10MHz	1uHz~10MHz
Arbitrary wave	1uHz ~ 5MHz	1uHz ~ 10MHz	1uHz~10MHz
Frequency resolution	1uHz		
Frequency accuracy	±5ppm		
Sine wave properties			
CH1 Harmonic distortion > 1Vpp	0~1MHz < -45dBc; 1MHz~10MHz < -40dBc; 10MHz~20MHz < -30dBc; 20MHz~40MHz < -25dBc; 40MHz~70MHz < -20dBc;		
CH2 Harmonic distortion > 1Vpp	0~1MHz < -45dBc; 1MHz~40MHz < -40dBc; 40MHz~70MHz < -35dBc;		
Total harmonic distortion	< 0.2% (20Hz~20kHz, 1Vpp)		
Square wave signal characteristics			
Rise/fall time	< 20ns		
Overshoot	< 5%		
Duty cycle	1%~99%≤100kHz; 20%~80%≤5MHz; 40%~60%≤10MHz (resolution 0.1%)		
Asymmetry(50% duty cycle)	1% period + 5ns		
Serration			
Linearity	Less than 0.5% of the peak output (typical values, 1kHz, 1Vpp, symmetry 100%)		
Symmetry	0.0~100.0% (resolution 0.1%)		
Impulse wave characteristics			
The pulse width	≥20ns		
Edge jump time	≥20ns		
Overshoot	< 5%		
Arbitrariness	CH1	CH2	
Sampling rate	160MSa/S	160MSa/S	
Wave amplitude resolution	12bits	10bits	
The wave length	16k	4k	
Minimum rise / fall time	< 20ns	< 20ns	
Storage quantity	10 waveforms	10 waveforms	

Model	MFG-2125	MFG-2140	MFG-2160
Output characteristic			
Amplitude	50Ω		
Range	1mVpp~10Vpp ≤20MHz 1mVpp~5Vpp > 20MHz		1mVpp~3Vpp ≤20MHz 1mVpp~1.5Vpp > 20MHz
Accuracy	±1% setting ±1mVpp (1kHz sine wave, 0 offset, >10mVpp)		
Resolution	1mV or 3 digits		
Flatness (relative to 1k sine wave, 1Vpp)	±0.1dB, ≤100kHz; ±0.3dB, ≤5MHz; ±0.4dB, ≤25MHz		
Offset	50Ω		
Range	±5Vpk, AC + DC		±1.5Vpk, AC + DC
Accuracy	± (2% setting + 5mV + 0.5% amplitude)		
Output impedance	50Ω		
Protect	short-circuit protection, automatically disable waveform output when overload		
SYNC output			
level	TTL compatible		
Impedance	50Ω		
AM modulation (CH1)			
Carrier	Sine wave, square wave, sawtooth wave, pulse wave, arbitrary wave (except DC)		
Source	Internal / external		
Modulation wave	Sine wave, square wave, triangle wave, Xie Bo		
Modulation frequency	2mHz~20kHz		
Modulation depth	0%~120%		
FM modulation (CH1)			
Carrier	Sine wave, square wave, sawtooth wave, pulse wave, arbitrary wave (except DC)		
Source	Internal / external		
Modulation wave	Sine wave, square wave, triangle wave, Xie Bo		
Modulation frequency	2mHz~20kHz		
Frequency offset	0~Maximum carrier frequency		
FSK modulation (CH1)			
Carrier	Sine wave, square wave, sawtooth wave, pulse wave, arbitrary wave (except DC)		
Source	Internal / external		
Modulation wave	square wave with 50% duty ratio		
Keying frequency	2mHz~1MHz		
Sweep (CH1)			
Carrier	Sine wave, square wave, sawtooth wave, pulse wave, arbitrary wave (except DC)		
Type	Linear / logarithm		
Starting / cut-off frequency	1uHz~ maximum carrier frequency		
Scavenging time	1ms~500s		
Trigger source	Manual, internal, and external		
Pulse string characteristics (CH1)			
Carrier	Sine wave, square wave, sawtooth wave, pulse wave, noise, arbitrary wave (except DC)		
Pulse count	1~65535 or infinity, gate control		
Start / stop phase	0~360°		
Internal cycle	1us~500s		
Gate control source	External		
Trigger source	Manual, internal, and external		
Frequency meter			
Frequency range	1Hz~160MHz		
Frequency resolution	6 bits / s		
Voltage range	100mVpp~5Vpp		
Input impedance	1MΩ		
Trigger input			
Level	TTL compatible		
Slope	rise/fall		
Pulse width	> 100ns		
Input impedance	> 10kΩ, DC coupling		
Reaction time	< 500ns (pulse string); < 10us (sweep)		
General technical specifications			
Supply voltage	100~240V, 45~65Hz		
Power waste	<40W		
Interface	RS232, USB Host, USB Device		
Net weight (kg)	2.6		
Gross weight (kg)	3.8		
Instrument size (W*H*D)	265*105*305		
Packing size (W*H*D)	335*210*435		

Digital Multimeter

MDM-8145A/8146A/8155A



- Double - parameter display can display two parameters of one input signal
- Has duty ratio measurement function /capacitance measurement
- With manual/automatic range setting function
- Supports SCPI protocol and provides programming documentation
- Periodic and frequency measurements frequency can reach up to 20MHz
- With keyboard lock function, and provide system settings, customized setting of language, buzzer, screen brightness
- Maximum 10A current and 1000V DC voltage measurement capability
- Use 3.5-inch screen with clear reading
- Speed of measurement: FAST (6 times/second), MID (4 times/second), SLOW (1 time/second)
- Square wave output function (MDM-8145A and MDM-8146A are optional)
- Communication interface: USB Device, RS232(MDM-8145A and MDM-8146A are optional)
- AC DC voltage, AC DC current, two wire/ four-wire resistance measurement
- Provide automatic trigger, external trigger and single trigger
- It has simple external calibration function

Technical indicators					
DC voltage measurement					
Range	Measuring range	Resolution	Error limit		
			MDM-8145A (4 ½)	MDM-8146A (4 ½)	MDM-8155A (5 ½)
200mV	1uV~220.000mV	1uV	± (0.05%+4)	±(0.03%+10)	± (0.015%+4)
2V	10uV~2.20000V	10uV	± (0.05%+3)	±(0.03%+6)	± (0.015%+3)
20V	100uV~22.0000V	100uV	± (0.05%+4)	±(0.03%+6)	± (0.015%+4)
200V	1mV~220.000V	1mV	± (0.05%+3)	±(0.03%+6)	± (0.015%+3)
1000V	10mV~1000V	10mV	± (0.1%+3)	±(0.03%+6)	± (0.015%+3)
AC voltage measurement (true value of validity)					
Range	Resolution	Error limit (MDM-8155A)			
		40Hz~5kHz	5~30kHz	30~50kHz	50~100kHz
200mV	1uV	±(0.2%+100)	±(0.2%+100)	±(0.5%+200)	±(0.8%+200)
2V	10uV	±(0.2%+100)	±(0.2%+100)	±(0.5%+200)	±(0.8%+200)
20V	100uV	±(0.2%+100)	±(0.8%+300)	±(2.5%+500)	±(5%+500)
200V	1mV	±(0.2%+200)	±(0.8%+450)		
750V	10mV	±(0.3%+200)	±(0.4%+200)		
Range	Resolution	Error limit (MDM-8145A frequency range : 50Hz~1kHz)			
		± (0.8%+80)			
200mV	10uV	± (0.8%+80)			
2V	100uV	± (0.8%+80)			
20V	1000uV	± (0.8%+80)			
200V	10mV	± (0.8%+80)			
750V	100mV	± (1%+50)			
Range	Resolution	Error limit (MDM-8146A)			
		40Hz~1KHz	1KHz~10KHz	10KHz~20KHz	
200mV	10uV	±(0.5%+40)	±(1%+40)	±(2.5%+40)	
2V	100uV	±(0.5%+40)	±(1%+40)	±(2.5%+40)	
20V	1000uV	±(0.5%+40)	±(1%+40)	±(2.5%+40)	
200V	10mV	±(0.5%+40)	±(1%+40)	Unspecified	
750V	100mV	±(0.5%+40)	Unspecified	Unspecified	

Digital Multimeter

MDM-8165/8165A



- 6 1/2 resolution (MDM-8165A/MDM-8165)
- 3.5-inch color display screen (resolution ratio 320*480)
- Graphic display
- Double parameter display
- GPIB,RS-232, LAN ,USB interface are optional. functions of trigger input and output of measuring completion.
- Software could be updated by customers
- two-wire and four -wire resistance measurement , temperature measurement
- 10Ω and 1GΩ 's extension range current measurement capacity reaches up to 12A
- Many math functions
- Measuring speed: 0.02NPLC- 100NPLC
- Support SCPI language

Model	MDM-8165 (6 1/2)	MDM-8165A (6 1/2)
Display	3.5-inch color screen (resolution 320*480)	
Signal terminal	Front-end/back-end	Front-end
Maximum measurement speed	2500 readings per second	
Function	Items	Uncertainty, ±(% measurement + % range)
DCV	Uncertainty	0.0035+ 0.0005
	Measuring Range	0 mV~1000 V
	Maximum Resolution	100nV
ACV	Uncertainty	0.06 + 0.03
	Measuring Range	1 mV~750 V
	Maximum Resolution	100nV
DCI	Frequency range	3 Hz ~ 300 kHz
	Uncertainty	0.05 + 0.006
	Measuring range	0 μA ~ 12 A
Resistance	Maximum resolution	10 pA
	Uncertainty	0.10 + 0.04
	Measuring range	1 μA ~ 12 A
Frequency /period	Maximum resolution	100 pA
	Uncertainty	0.01%
	Measuring range	3 Hz ~ 1 MHz
Capacitance	Maximum resolution	1 μHz
	Uncertainty	1 + 0.3
On- off/diode	Measuring range	0 nF ~ 100 mF
	Maximum resolution	1 pF
Proportion (DC:DC)	Reference range	yes
	Input range	100mV ~ 10 V
Temperature	Input range	100mV ~ 1000 V
	Type	Platinum resistance, thermistor, custom sensor
Mathematical functions	Maximum resolution	0.001°C
	Relative to (ax + b), maximum/minimum/average, standard deviation, dB, dBm, read retention, limit test	
Graphics	Histogram, trend graph	
Interface	RS-232,IEEE 488,LAN,USB Device,USB Host,Trig IN/OUT	
Programming language	SCPI Compatible with Agilent 34401A ,34410 and Fluke 45	
Data storage capacity	512K	
Net weight	2.6	
Gross weight	3.15	
Instrument size (W*H*D)	265*105*305	
Packing size (W*H*D)	335*210*435	

Technical indicators					
DC current measurement					
Range	Measuring range	Resolution	Error limit		
			MDM-8145A (4 1/2)	MDM-8146A (4 1/2)	MDM-8155A (5 1/2)
200uA	0.001uA~220.000uA	0.001uA	± (0.35%+10)	±(0.15% +15)	± (0.05%+10)
2mA	0.01uA~2.20000mA	0.01uA	± (0.35%+10)	±(0.15% +10)	± (0.05%+10)
20mA	0.1uA~22.0000mA	0.1uA	± (0.35%+10)	±(0.15% +10)	± (0.05%+10)
200mA	1uA~220.000mA	1uA	± (0.35%+10)	±(0.15% +10)	± (0.05%+10)
2A	0.01mA~2.20000A	10uA	± (0.3 5%+10)	± (0.35%+10)	± (0.05%+10)
10A	0.1mA~10A	100uA	± (0.8%+60)	±(0.5% +10)	± (0.2%+60)
AC current measurement (MDM8155A frequency range 40~5kHz, the rest is 40~1kHz)					
Range	Measuring range	Resolution	Error limit		
			MDM-8145A (4 1/2)	MDM-8146A (4 1/2)	MDM-8155A (5 1/2)
200uA	0.001uA~220.000uA	0.001uA	± (0.8%+80)	±(0.75% +20)	± (0.3%+400)
2mA	0.01uA~2.20000mA	0.01uA	± (0.8%+80)	±(0.75% +10)	± (0.3%+400)
20mA	0.1uA~22.0000mA	0.1uA	± (0.8%+80)	±(0.75% +20)	± (0.3%+400)
200mA	1uA~220.000mA	1uA	± (0.8%+80)	±(0.75% +10)	± (0.3%+400)
2A	0.01mA~2.20000A	10uA	± (0.8%+80)	±(0.75% +20)	± (0.3%+400)
10A	0.1mA~10A	100uA	± (1%+50)	±(1.0% +10)	± (1%+20)
Resistance measurement					
Range	Measuring range	Resolution	Error limit		
			MDM-8145A	MDM-8146A	MDM-8155A
200Ω	0.001Ω~220.000Ω	0.001Ω	± (0.1%+20)	±(0.08% +10)	± (0.08%+50)
2kΩ	0.01Ω~2.2000kΩ	0.01Ω	± (0.1%+20)	±(0.08% +5)	± (0.02%+6)
20kΩ	0.1Ω~22.0000kΩ	0.1Ω	± (0.1%+6)	±(0.08% +5)	± (0.02%+6)
200kΩ	1Ω~220.000kΩ	1Ω	± (0.1%+6)	±(0.08% +5)	± (0.02%+6)
2MΩ	10Ω~2.20000MΩ	10Ω	± (0.4%+10)	±(0.2% +10)	± (0.04%+8)
20MΩ	100Ω~22.0000MΩ	100Ω	± (0.4%+15)	±(0.35% +10)	± (0.25%+6)
Capacitance measurement					
Range	Measuring range	Resolution	Error limit		
			MDM-8145A (4 1/2)	MDM-8146A (4 1/2)	MDM-8155A (5 1/2)
2nF	0.001nF~2.200nF	0.001nF	± (3.5%+30)	± (2%+5)	± (2%+5)
20nF	0.01nF~22.00nF	0.01nF	± (3.5%+30)	± (2%+5)	± (2%+5)
200nF	0.1nF~220.0nF	0.1nF	± (3.5%+30)	± (2%+5)	± (2%+5)
2uF	1nF~2.200uF	1nF	± (3.5%+30)	± (2%+5)	± (2%+5)
20uF	0.01uF~22.00uF	0.01uF	± (3.5%+30)	± (3%+5)	± (3%+5)
200uF	0.1uF~220.0uF	0.1uF	± (3.5%+30)	± (3%+5)	± (3%+5)
2mF	1uF~2.200mF	1uF	± (4%+10)	± (3%+5)	± (3%+5)
Frequency measurement					
Range	Measuring range	Resolution	Error limit		
			MDM-8145A (4 1/2)	MDM-8146A (4 1/2)	MDM-8155A (5 1/2)
200Hz	0.001Hz~220.000Hz	0.001Hz	± (0.2%+10)	± (0.2%+10)	± (0.1%+3)
2kHz	0.01Hz~2.2000kHz	0.01Hz	± (0.2%+10)	± (0.2%+10)	± (0.1%+3)
20kHz	0.1Hz~22.0000kHz	0.1Hz	± (0.2%+10)	± (0.2%+10)	± (0.1%+3)
200kHz	1Hz~220.000kHz	1Hz	± (0.2%+10)	± (0.2%+10)	± (0.1%+3)
2MHz	10Hz~2.2000MHz	10Hz	± (0.2%+10)	± (0.2%+10)	± (0.1%+3)
20MHz	100Hz~22.000MHz	100Hz	± (0.2%+10)	± (0.2%+10)	± (0.1%+3)
Duty cycle	5.0%~95.0% (error is within 10 words)				
Diode measurement					
Range	Measuring range	Input protection	Remarks		
200Ω	0~2V	250Vp	input current is about 0.75mA		
Open and off measurement					
Range	Measuring range	输入保护 Input protection	Remarks		
200Ω	0~30Ω	250Vp	The input current is about 0.75mA, when the resistance is lower than 30Ω The input current is about 0.75mA,When the resistance is below 30 Omega, the buzzer is sound		
Square wave output					
Output	Output frequency	Output amplitude			
Square wave	1Hz~100kHz	3V			
Net weight	kg	2.6			
Gross weight	kg	3.15			
Instrument size (W*H*D)	mm	265*105*305			
Packing size (W*H*D)	mm	335*210*435			

Digital Multimeter

MDM-200 Series



Multi-function

A good helper of engineers

- True RMS measurement
- Intelligent burn resistant design
- NCV non-contact voltage interaction
- Double quakeproof protection design
- Maximum display 9999 digits



Model	MDM-201	MDM-202	MDM-203	MDM-204
DC Voltage	0.1mV~600V ±(0.5%+2)	0.1mV~600V ±(0.8%+5)	0.01uV~600V ±(0.5%+2)	0.6V~600V ±(0.5%+3)
AC Voltage	0.1V~600V ±(1.2%+10)	1mV~600V ±(1.0%+3)	0.01uV~600V ±(1.0%+3)	0.6V~600V ±(1.0%+3)
DC Current	1uA~10A ±(1.0%+2)	0.01uA~10A ±(1.0%+2)	0.01uA~10A ±(1.0%+2)	1uA~600mA ±(1.2%+10)
AC Current	/	0.01uA~10A ±(1.0%+5)	0.01uA~10A ±(1.0%+5)	1uA~600mA ±(1.2%+10)
Resistance	0.1Ω~20MΩ ±(0.8%+3)	0.1Ω~60MΩ ±(0.8%+2)	0.1Ω~100MΩ ±(0.8%+2)	0.1Ω~60MΩ ±(0.8%+10)
Capacitance	/	1nF~60000μF ±(3.0%+5)	1nF~100000μF ±(3.0%+10)	6nF~60000μF ±(3.5%+20)
Frequency	/	10~10MHz ±(0.1%+5)	10~10MHz ±(0.1%+3)	40~10MHz ±(0.1%+3)
Diode	✓ 2.2V	✓ 3.2V	✓ 3.2V	✓ 3V
NVC Response	✓	✓	✓	✓
VFCMM			✓	
Intelligent prevent burning	✓	✓	✓	
True RMS	✓	✓	✓	
Backlight display	✓	✓	✓	
On and off alarming	✓	✓	✓	
Value lock	✓	✓	✓	
Auto-power off	✓	✓	✓	✓
Maximum display	1999	5999	9999	5999
Input resistance		10MΩ	10MΩ	10MΩ
Sample rate	About 3 times/second			
Power	1.5V*2pc (AAA battery)			
Net weight (kg)	0.2			
Gross weight (kg)	0.3			
Instrument size (W*H*D)	105*45*70			
Packing size (W*H*D)	150*55*75			

Multichannel Temperature Measuring Instrument

MR-3000



- Display 8 kinds of colorful screen
- High brightness touch color TFT LCD, CCFL backlight, clear picture
- Display accuracy is high, the basic error is ±0.2%F·S
- Using ARM microprocessor, it can realize multi-channel (up to 64 channels inside the instrument) signal acquisition, recording, display and alarm at the same time
- Using 70MB large capacity flash memory chip to save history data to ensure data integrity even power cut
- With flashing alarm display, indicating the lower and lower limit, lower limit, upper limit and upper upper limit alarm of each channel at the same time; 8 relay alarm output
- Single 8-64 channel free combination, RS232, RS485, USB, GPIB, Ethernet a variety of communication modes
- Fully isolated general input, can input multiple signals at the same time, no need to replace the module, directly set on the instrument
- The data range of display quantity is wider, which can display 6 digits: -999, 99~1999.999
- Additional measuring units may be added up to 64CH

Model	MR-3000	
Display	7 type TFT LCD 800*480 (VGA)	
The subject cache capacity	70MB	
Expanding memory	USB USB flash memory	
Interface	Ethernet communication	100Base-TX
		RS-232/RS-485/USB/GPIB/Zigbee (RS232 standard, others optional)
Number of units that can be connected	Measuring unit	1 pc
	I/O unit	1 pc
Maximum number of measured frequency bands	Temperature/voltage	64 channels
	Pulse	4 ch
	Modbus	16 ch
	Calculation	8 ch
Maximum input-output points	Input	32 points (64 points without output)
	Output	32 points
Precision of time axis	±5 ppm	
Calendar timer accuracy	±15 second/month (25°C)	
Language	English/Simplified Chinese/Traditional Chinese	
Networking	FTP terminal/FTP server , SMTP terminal (E-mail) , HTTP server (Web server) , DHCP terminal SNTP server/SNTP terminal , Modbus TCP (terminal/server) 4 , Modbus RTU (initiative/follower)	
Withstand voltage	Between power port-FG port	1500VAC (50/60Hz)1 minute
Insulation resistance	Between power port-FG port	Above 5MΩ (500VDC)
Touch screen	Pressure strength	Below 0.8N
	Lifetime	More than 10Millian times
Backlight life	About 75000 hours	
Panel thickness	2mm to 26mm	
Adaptive capacity to environment	Protective Structure	IP65 5.
	Quakeproof	According to JIS B 3502 (IEC61131-2)
	Operation temperature	0°C to +50°C
	Operation humidity	20% to 85%RH (no condensation)
Rated	Power voltage	(90-240AC±10%) or (24VDC±10%). fluctuate within 10% (P-P)
	Maximum consumption current	Below 0.45A
Net weight	kg	3.2
Gross weight	kg	4.8
Instrument size (W*H*D)	mm	290*290*180
Packing size (W*H*D)	mm	400*360*290

Infrared Thermometer

MTM-300 Series



Choose high-quality electronic components, adopt aluminum alloy sensor, accurately receive temperature signal measurement, pay attention to the details of customers, to provide customers with more professional measurement experience

- High and low temperature sound and light alarming, high and low temperature alarm value can be set according to the use requirement
- HD VA color backlight display, clear reading
- Laser 9 point positioning measurement leads to more accurate measuring
- The emissivity is adjustable, higher precision measurement for different material surface
- Alarming sound can be open or close
- It can be collected with K type probe for temperature measurement (only:MTM-304)
- Environment temperature and humidity display (only:MTM-304)
- Temperature unit conversion
- 0.5 second fast response, maximum value, auto turn-off, over-range tip etc

Model	MTM-301	MTM-302	MTM-304	MTM-305
Temperature measurement range	-50°C~480°C	-50°C~680°C	-50°C~880°C	
Measurement accuracy	(1.5%+1°C) (1.5%+5°F)			
Repeat accuracy	±0.5% or ±1°C (2°F)			
Display resolution	0.1°C (0.1°F)			
Resolution	0.1~1.00 adjustable			
Measure the distance ratio	12:1			
°C/°F temperature unit conversion	✓			
Backlight display/ auto shutdown	✓			
Overrange display	"LO" or "HI"			
Screen display mode	VA color screen			
K type probe measure temperature	✗	✗	✗	✓
Ambient temperature and humidity display	✗	✗	✗	✓
Power supply	1.5V*2AAA (seventh battery)			
Operation temperature/humidity	0°C~50°C ; 10~95%RH no condensation			
Net weight (kg)	0.15			
Gross weight (kg)	0.25			
Instrument size (W*H*D)	150*40*95			
Packing size (W*H*D)	190*52*123			

Digital LCR Meter

MCR-5000 Series



MCR5000 series is a multifunctional LCR precision meter used for testing various electronic components. Adopt 4.3-inch TFT LCD display, simple display, elegant layout. It is a high speed, wide band, 5 bit test resolution impedance measuring instrument with 40hz-200khz multiple frequency points and 0.1% accuracy, which can meet the requirements of component parameter detection in various occasions. Is a high - quality cost-effective tester

- With new 32-bit core processor, the data is as good as the one of foreign first-class equipment
- 4.3 inch true color TFT display
- 30Ω , 100Ω two types of different signal source output resistance
- Built - in comparator, 5 grade flexible quantified and defective alarming mode shutdown automatically save test conditions, humanized operation
- Internal more than 100 sets of settings files, U disk extension to save multiple groups of test or recall simplified Chinese, English is optional
- U disk copy screen function, test data saving function, support FAT16 format, FAT32 file system, standard with RS232, USB HOST
- USB DEVICE, headphone interface, foot pedal interface and GPIB are optional

Model	MCR-5010	MCR-5030	MCR-5100	MCR-5200
Test parameter	L, C, R, Z , D, Q, X, ESR, θ(Deg), θ(Rad)			
Test frequency	100Hz, 120Hz, 1kHz, 10kHz	100Hz, 120Hz, 1kHz, 10kHz, 20kHz, 30kHz	40Hz, 50Hz, 60Hz, 75Hz, 100Hz, 120Hz, 150Hz, 200Hz, 250Hz, 300Hz, 400Hz, 500Hz, 600Hz, 750Hz, 800Hz, 1kHz, 1.5kHz, 2kHz, 2.5kHz, 3kHz, 4kHz, 5kHz, 6kHz, 7.5kHz, 10kHz, 12kHz, 15kHz, 15.7kHz, 16.2kHz, 20kHz, 25kHz, 30kHz, 40kHz, 50kHz, 60kHz, 66.6kHz, 75kHz, 100kHz in total 38 frequency points	40Hz, 50Hz, 60Hz, 75Hz, 100Hz, 120Hz, 150Hz, 200Hz, 250Hz, 300Hz, 400Hz, 500Hz, 600Hz, 750Hz, 800Hz, 1kHz, 1.5kHz, 2kHz, 2.5kHz, 3kHz, 4kHz, 5kHz, 6kHz, 7.5kHz, 10kHz, 12kHz, 15kHz, 15.7kHz, 16.2kHz, 20kHz, 25kHz, 30kHz, 40kHz, 50kHz, 60kHz, 66.6kHz, 75kHz, 100kHz in total 41 frequency points
Basic measurement accuracy	0.15%		0.1%	
Test signal level	0.05V, 0.1V, 0.2V, 0.25V, 0.3V, 0.3V, 0.4V, 0.5V, 1V			
Equivalent circuit	In series, in parallel			
Mathematical functions	Percentage deviation			
Range way	Automatic, hold, manual selection			
Trigger mode	Internal, manual, external, bus			
Measure speed (≥1kHz)	High speed: The fastest is 30 times/second, middle speed: 10times/second, low speed: 3times/second			
Average time	1—255			
Delay time	0—6s, step is 1ms			
Calibration function	Open circuit/ short circuit / quick reset			
Display mode	Direct reading, Δ%, V/I (Measured voltage/current monitoring)			
Display	5 digit display of main and minor parameters, 4.3 inch true color LCD displayer			
Output impedance	30 Ω, 100Ω optional			
Display range				
Z , R, X, ESR	0.1mΩ — 99.999MΩ			
C	0.01 pF — 9.9999F			
L	0.01 μH — 99999 H			
D	0.0001 — 9.9999			
Q	0.0001 — 9999.9			
θ (Deg)	-179.99° — 179.99°			
θ (Rad)	-3.1416 — 3.1416			
Δ%	-999.99% — 999.99%			
Others				
Comparator function	5 grades of sorting function((Except MCR5010))			
Storage	More than 100 sets of internal instrument settings for storage/call, U disk extension of more than 500 sets			
Port	RS232, HANDLER(Except MCR5010/5030), USB HOST are standard			
Net weight (kg)	3.5			
Gross weight (kg)	4.5			
Instrument size (W*H*D)	240*100*330			
Packing size (W*H*D)	330*210*425			

Infrared Thermometer

Digital LCR Meter

High Precision LCR Meter

MCR-6000A Series



- With new 32-bit core, as good as first class equipments
- 4.3inch true color TFT display
- 12Hz-600kHz testing frequency, frequency point continuously adjustable
- 0.05% basis testing accuracy, high speed in testing
- 0V,1.5V, 2V, Internal DC bias. Accuracy: 1%
- Automatic level control function
- 30Ω, 50Ω, 100Ω, 10/CC four different signal output impedance
- Built-in comparator, 11 files sorting and file counting function
- 10-point list scan function
- The software upgrade and update of the machine can be realized through the U disk
- U disk copy screen function can save data, support FAT32 data system
- Standard with RS232C, USB HOST, USB DEVICE HANDLER
- Matching GPIB, headphone jack.

Model	MCR-6100A	MCR-6200A	MCR-6600A
Test parameter	Z , Y , C, L, X, B, R, G, D, Q, θ, DCR		
Test frequency	12Hz-100kHz	12Hz-200kHz	12Hz-600kHz
Basic testing accuracy	0.05%		
Equivalent circuit	In series, in parallel		
Mathematical functions	Percentage deviation		
Range way	Automatic, hold, manual selection		
Trigger mode	Internal, manual, external, bus		
Measure speed (≥1kHz)	High speed: The fastest is 75 times/second (customizable), middle: 12times/second, low: 3times/second		
Average time	1-255		
Delay time	0-6s, step is 1ms		
Calibration function	Open circuit/ short circuit / quick reset		
Display mode	Direct reading, Δ, Δ%, V/I (Measured voltage/current monitoring)		
Displayer	5 digit display of main and minor parameters, 4.3 inch true color LCD displayer		
Testing signal			
Output impedance	30Ω, 100Ω, 10/100, 10/CC optional		
Test signal level	Normal: 5mV~2V Accuracy: 10%, 1mV step Constant level: 10mV~1V Accuracy: 5%, 1mV step See product manual for details		
DC bias source	Internal	0V, 1.5V, 2V, Accuracy 1%	
	Matching	IV1A:0~1A DC bias source option	
Display range			
Z , R, X	0.01mΩ — 99.9999 MΩ		
DCR	0.001 mΩ — 99.9999 MΩ		
Y , G, B	0.00001μS — 99.9999S		
C	0.00001pF — 9.9999F		
L	0.00001μH — 99.9999kH		
D	0.00001 — 9.9999		
Q	0.00001 — 9999.9		
θ (DEG)	-179.999° — 179.999°		
θ (RAD)	-3.14159 — 3.14159		
Comparator function	10 grade: (9 grades qualified, 1 grades not qualified), otherwise with AUX grade		
Multiparameter	Four parameters can be selected for simultaneous measurement and display		
Curve scan function	Under various test conditions, perform graphic scanning analysis on the test piece		
Storage	More than 100 sets of internal instrument settings for storage /call, U disk extension of more than 500 sets		
Interface	Standard with RS232C, HANDLER, USB HOST, USB DEVICE, Headphone jack, Foot pedal interface; Matching with GPIB, LAN		
Instrument size (W*H*D)	265*100*340		
Packing size (W*H*D)	335*210*420		
Net weight (kg)	4.5		
Gross weight (kg)	5.8		

High Precision LCR Meter

MCR-8000H Series

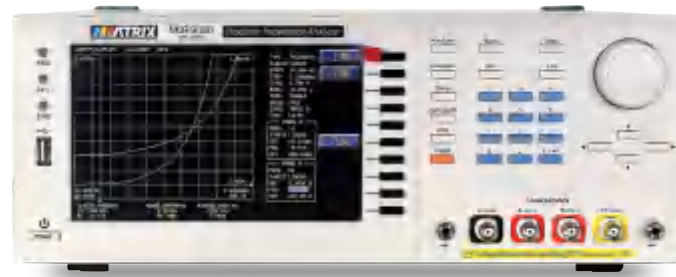


- With new 32-bit core, as good as first class equipments
- 7 inch true color TFT display
- 20Hz-5MHz testing frequency, frequency point continuously adjustable
- 0.05% basis testing accuracy, high speed in testing.
- -5V~+5V(-100mA~+100mA)Internal DC bias
- Automatic level control function
- Graphic scan analysis function, support frequency / level/offset scanning, display the characteristics
- 30Ω, 50Ω, 100Ω, 10/CC four different signal output impedance
- Built-in comparator, 10 files sorting and file counting function
- 10-point list scan function
- The software upgrade and update of the machine can be realized through the U disk
- U disk copy screen function can save data, support FAT32 data system
- Standard with RS232C, USB HOST, USB DEVICE HANDLER, headphone jack, foot pedal interface
- Matching GPIB

Model	MCR-8100H	MCR-8500H
Test parameter	Z , Y , C, L, X, B, R, G, D, Q, θ, DCR	
Test frequency	20Hz-1MHz, 0.01Hz resolution	20Hz - 5MHz, 0.01Hz resolution
Basic testing accuracy	0.05%	
Equivalent Circuit	In series, in parallel	
Mathematical functions	Absolute deviation, percentage deviation	
Range way	Automatic, hold, manual selection	
Trigger mode	Internal, manual, external, bus	
Measure speed (≥1kHz)	High speed: The fastest is 200 times/second (customizable), middle: 12times/second, low: 3times/second	
Average time	1-255	
Delay time	0-6s, step is 1ms	
Calibration function	Open circuit/ short circuit / load	
Display mode	Direct reading, Δ%, V/I (Measured voltage/current monitoring)	
Displayer	800*480 RGB 7 inch 16 : 9 TFT LCD display	
Testing signal		
Output impedance	30Ω, 100Ω, 10/100, 10/CC optional	
Test signal level	Normal: 5mV~5V Accuracy: 10%, 1mV step Constant level: 10mV~1V Accuracy: 5%, 1mV step	
DC bias source	Internal	-5V~+5V(-100mA~+100mA)Built-in bias current source, 5%, 1mV step
	Matching	IV100mA:±10V(±100mA)DC bias source option IV1A:0~1 DC bias source option
Display range		
Z , R, X	0.01mΩ — 99.9999 MΩ	
DCR	0.01 mΩ — 99.9999 MΩ	
Y , G, B	0.00001μS — 99.9999S	
C	0.00001pF — 9.9999F	
L	0.00001μH — 99.9999kH	
D	0.00001 — 9.9999	
Q	0.00001 — 9999.9	
θ (DEG)	-179.999° — 179.999°	
θ (RAD)	-3.14159 — 3.14159	
Comparator function	10 grade: (9 grades qualified, 1 grades not qualified), otherwise with AUX grade	
Storage	More than 100 sets of internal instrument settings for storage/call, U disk extension of more than 500 sets	
Interface	Standard with RS232C, HANDLER, USB HOST; Matching with USB DEVICE, Headphone jack, Foot pedal interface, GPIB	
Instrument size (W*H*D)	370*125*340	
Packing size (W*H*D)	445*260*495	
Net weight (kg)	7.4	
Gross weight (kg)	9.7	

Precision Impedance Analyzer

MCR-9000 Series




- Signal source frequency range: DC, 10Hz~5/10/20/30MHz
- Source position: variable voltage 10mV~2V/Variable current 200μA~20mA
- Basic impedance measuring accuracy: ±0.05%
- Automatic level control(ALC)function
- Output impedance 25Ω/100Ω switchable
- High cost efficient. Have basic measuring, drawing analysis function, also have support dielectric and permeability measurement
- High measuring speed < 3ms (fastest)
- Open circuit/ short circuit/ load correction function
- Up to four component parameters can be selected in the meter mode. and the inductance value and DCR value can be measured and displayed simultaneously
- Automatic component classification :Comparator and Bin classification function of HANDLER interface
- Built-in DC bias voltage -12V ~ +12V(6632)
- USB/GPIB/RS232/LAN Interface, Optional PC connection data analysis software can be purchased for fast automation and data access
- Ultra low power consumption < 30W, fanless design, zero noise


Select the scan function to display the curve chart
The graph displays the measurement information on the screen as a graph. Through the graph scanning function, the electrical characteristics of the component can be analyzed quickly



The multi-step list tests the automatic programming capabilities
The customer can perform a series of measurements on the component according to a self-defined sequence of steps. When all the test steps are completed, the screen will display the test results of the parameters selected for each step (PASS/HI/LO) or upload the data to the computer



Seven types, equivalent line analysis (optional)
Modeling and curve simulation of various equivalent circuit models. seven different models. combined with different types of parameters (resistance, inductance, capacitance), can see three or four component values, as well as the self-resonance frequency (SRF)



Standard accessories

High frequency DIP fixture (MF-619)

Optional accessories

- Kelvin testing lead (MF-4001)
- BNC test extension cord (MF-3001A/B/C)
- High frequency DIP component test fixture (MF-6006)
- Dielectric constant fixture (MF-6007)
- Permeability coefficient fixture (MF-6008)
- Material test fixture (MF-6009)
- High frequency precision down-pressure SMD test fixture (MF-6010)
- High frequency precision tweezers type test wire clamp (MF-6011)
- High frequency precision SMD test fixture (MF-6012)
- (Liquid Dielectric Material Test Fixture) (MF-6020)

Model	MCR-9005	MCR-9010	MCR-9020	MCR-9030
Test parameter	Z , Y , C, L, X, B, R, G, D, Q, θ, DCR, Vdc-I dc, ESR, μr, εr			
Test frequency	10Hz-5MHz	10Hz-10MHz	10Hz-20MHz	10Hz-30MHz
Minimum resolution	100MHz, 6-digit frequency input			
Accuracy	7ppm±100mHz			
Basic measurement accuracy	0.08%			
AC measuring				
Test signal voltage range	10mV~2Vrms			
Minimum voltage resolution	1mV			
Accuracy	ALC OFF:10%* Set voltage ±2mV		ALC ON:6%* Set voltage±2mV	
Test signal current range	200μA~200mArms			
Minimum resolution current	10μA			
Accuracy	ALC OFF:10%* Set current ±20μA		ALC ON:6%* Set current ±20μA	
Measuring speed (fastest)	< 3ms			
Output impedance	Switchable 25Ω, 100Ω			
Measurement mode	Meter mode, Multi-step list, Graphics scan			
Calibration function	Open circuit / short circuit / load			
Equivalent Circuit	Series, Parallel			
Equivalent model analysis (optional)	Three components(4 models), four components (3 models)			
Multi-step list test	15 test steps			
Built-in DC bias voltage	-12~+12V, 100Hz~30MHz			
PC LINK / CPK report environment	Optional			
Internal storage memory	100 groups of LCR meter setting files, 50 groups of multi-step test setup(each group have 15 test steps)			
External USB memory	lcr meter setting files, BPM image, multi-step test configuration file, scan image and data			
Parameter measuring range	Z	0.000mΩ~9999.99MΩ	Cs, Cp	0.00000pF~9999.99F
	R, X	±0.000mΩ~9999.99MΩ	Ls, Lp	±0.000nH~9999.99kH
	Y	0.00000μS~999.999kS	D	0.00000~9999.99
	G, B	±0.00000μS~999.999kS	Q	±0.00~9999.99
	θRAD	±0.00000~3.14159	Δ	±0.00%~9999.99%
	θDEG	±0.000°~180.000°	Rdc	0.00mΩ~99.999MΩ
	εr' εr'	0~100000	μr' μr'	0~100000
interface	I/O interface		HANDLER	
	Serial communication interface		USB, RS232, LAN	
	Parallel communication interface		GPIB	
Display	7.0 "TFT, 800*480 color display			
Operating environment	Temperature : 10°C~40°C, Humidity≤80%RH			
Input power supply	Voltage	90~264Vac	Frequency	47~63Hz
Instrument size (W*H*D)	359*147*343			
Packing size (W*H*D)	495*280*480			
Net weight (kg)	3.95			
Gross weight (kg)	6.3			

Oscilloscope Probe

Essentially, an oscilloscope probe establishes a physical and electrical connection between a test point or source and an oscilloscope; in fact, an oscilloscope probe is a type of device or network that connects a signal source to an oscilloscope input. There are three key issues with the degree of connectivity: physical connectivity, impact on circuit operation, and signal transmission.

◆ General Oscilloscope Probe IP-100/200/1110/2210/2220/2230



Model	IP-100	IP-200	IP-1110	IP-1120	IP-2210	IP-2220	IP-2230
Bandwidth	DC-100MHz	DC-200MHz	DC-100MHz	DC-200MHz	DC-100MHz	DC-200MHz	DC-300MHz
Attenuation	X1 / X10						
Input resistance	About 1MΩ for X1 and about 10MΩ for X10						
Input capacitance	About 105pF for X1 and about 15pF for X10	About 95pF for X1 and about 13pF for X10		About 95pF for X1 and about 12pF for X10			
Maximum output Voltage	X1 150V DC +Peak AC X10 300Vrms						
Compensation range	10-20pF	10-25pF		10-30pF			
Test line length	About 1.2m						
Operating environment	0-50°C 0-80%RH						

◆ P6139 Series Oscilloscope Probe P-6139/P6139A/P6139B



- Miniature probe tip: easier to connect into tested circuit
- Frequency width DC-500MHz
- P6139B With automatic identification function
- Parts combination : more flexible usage , adapt to more test occasions

Model	P-6139	P-6139A	P-6139B
Bandwidth	500MHz	500MHz	500MHz
Attenuation	10X / 1X	10X	10X
Rise Time	<700Ps	<700Ps	<700Ps
Maxinput Voltage	300VCATII	300VCATII	300VCATII
Input Resistance	10MΩ/1MΩ	10MΩ	10MΩ
Input Capacitance	11pF/95pF	9pF	9pF
Auto-ID	No	No	Yes
Cable Length(meter)	1.4m		

◆ Oscilloscope High Voltage Probe IP-2100/P3100/IP3100A/P5100A

- Frequency width DC-250MHz
- Automatically identification function
- Voltage withstand as high as 3000Vpk
- High precision accuracy < 1%



Model	IP-2100	P-3100	IP-3100A	P-5100A
Bandwidth	100MHz	100MHz	250MHz	250MHz
Attenuation	100X	100X	100X	100X
Rise Time	< 3.50ns	< 3.50ns	< 1.4ns	< 1.4ns
Maxinput Voltage	2000Vpk	2000Vpk	2000Vpk	3000Vpk
Input Resistance	100MΩ	100MΩ	100MΩ	100MΩ
Input Capacitance	12pF	10pF	10pF	3pF
Cable Length(meter)	1.2m	1.2m	1.2m	2m
Operating environment	0-50°C 0-80%RH			

◆ Differential Probe P-5205A/5210A

- Separate design
- Adopt large scale integrated circuit , SMT process , with better reliability and stability
- 40MΩ high resistance
- Super high speed test probe , rising time can reach to 3.5ns



Model	P-5205A	P-5210A
Bandwidth	50MHz	100MHz
Attenuation	500X / 50X	500X / 50X
Rise Time	< 3.50ns	< 7ns
Differential voltage	+/-1300V(500X)	+/-1300V(500X)
Common mode voltage	1000VRms	1000VRms
Input resistance	8MΩ/4MΩ	8MΩ/4MΩ
Input capacitance	7pF	7pF
Common mode dump ratio	DC: > -80 dB 100 kHz : > -60dB 3.2 MHz:-40dB 100 MHz : -30dB	DC: > -80 dB 100 kHz : > -60dB 3.2 MHz:-40dB 100 MHz : -30dB

Optional Accessories



LCR-001

SMD Four-terminal test cable



LCR-002

SMD Four-terminal test cable



LCR-003

SMD Test pliers



LCR-004

SMD Test box



LCR-005

SMD test box



LCR-006

Four-terminal test box



LCR-007

Four-terminal test box



IV-26010A

Gold plated short circuit



IV-26010

Gold plated short circuit



IV-08

Temperature module



IV-309

Power supply test lead



ITE-131

RS-232 cable and software

Certification

