

75Ω F Lightning Arrestors with performance to over 3.0 GHz



Features:

- ✦ Frequency to 3.0 GHz
- ✦ DC pass Ability
- ✦ Multiple Strike Capability
- ✦ 20kA of Surge Protection
- ✦ Rugged and Waterproof
- ✦ Bi-directional Protection
- ✦ Compatible with RG-6 cable

RF Specifications

- ✦ Nominal Impedance – 75Ω

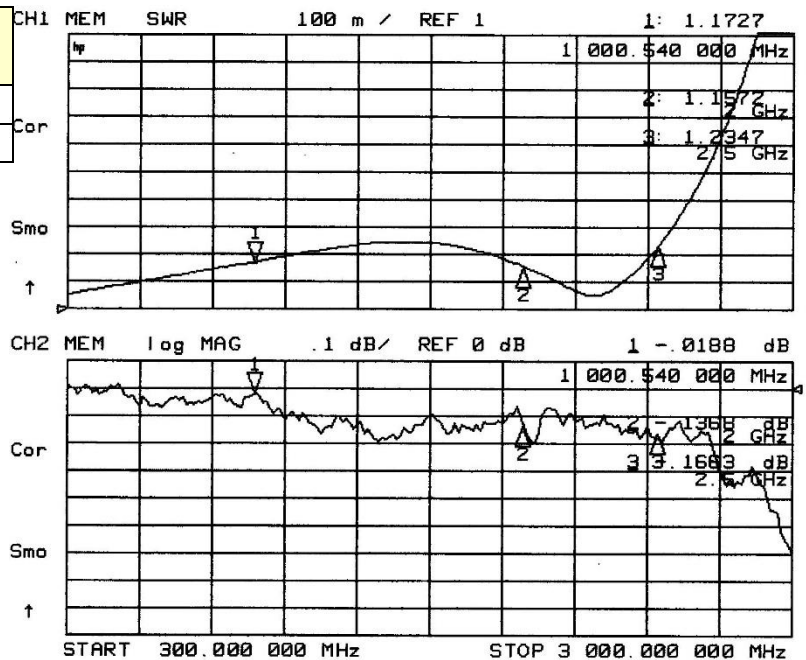
Model	Frequency (GHz)	VSWR	Insertion Loss (dB)
PTC-F03	dc - 2.5	1.20 typ	0.15 typ
	2.5 – 3.0	1.35 typ	0.50 max

- ✦ Through Current: 3A Max at 48Vdc max
- ✦ RF Power: 25W maximum

Transient Specifications¹

(1.2X50μs Voltage / 8X20μs Current waveform)

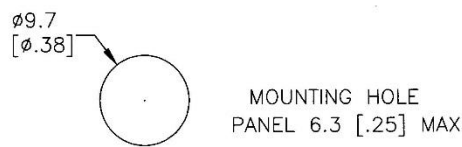
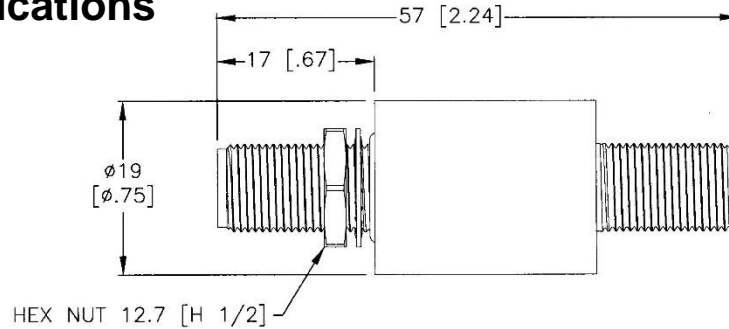
- ✦ Gas Discharge Tube 90V
- ✦ Maximum Transient – 20kA
- ✦ Multiple Strike – 10kA 10x
- ✦ Let through – 600Vpk/300μJ
Input: 6kV/3kA



Typical RF Performance

Mechanical Specifications

✦ Weight - 0.08 lbs (38g)



Environmental Specifications

Temperature Range	-40°C to +70°C
Salt Fog	MIL-STD-202 Method 101D / Condition A (35°C/96 hrs)
Immersion	MIL-STD-202 Method 104A / Condition B (65°C to 25°C w/NaCl – 2
Moisture Resistance	MIL-STD-202 Method 106G (65 °C/98% RH condensing/240 hrs)
Temperature Shock	MIL-STD-202 Method 107D / Condition B-1 (25 cycles -65°C to +125°C)
Life (Elevated Temperature)	MIL-STD-202 Method 108A / Condition A (96 hours at 100°C)
Dust and Waterproof Rating	IP67 (dust-tight and water proof 30min / 1 m)
Vibration	MIL-STD-202 Method 204D / Condition D (10Hz-2kHz 0.06"DA/20g)
Mechanical Shock	MIL-STD-202 Method 213 / Condition A (50g/11ms ~24")

Material and Finish

Component	Material	Finish
Outer Parts	Brass	Tin or Nickel
Center Contact	BeCu	Silver
Insulator	Polymer	-

Compatible with ANSI/SCTE 01 1996R2001



Shown with Optional Bracket (P/N 782-0009)

Ordering Model Number

Model Number	Connectors	Frequency	Protection
PTCF-03	F female (bulkhead) to F female (75 Ohm)	dc to 3.0 GHz	90V