

DO NOT SCALE FROM THIS PRINT

HLE-1XX-02-XXX-DV-XX-XX-X-XX

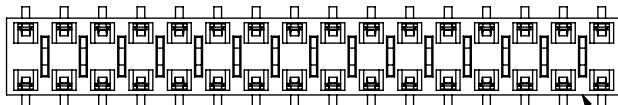


FIG 5
-BE OPTION
(SAME AS FIG 1 UNLESS OTHERWISE STATED)

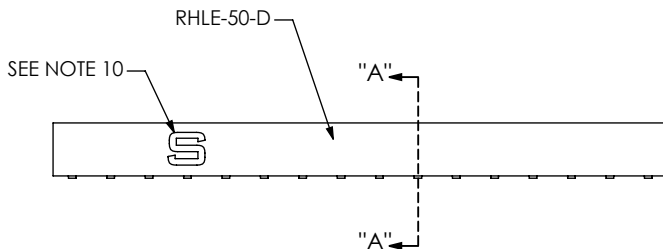
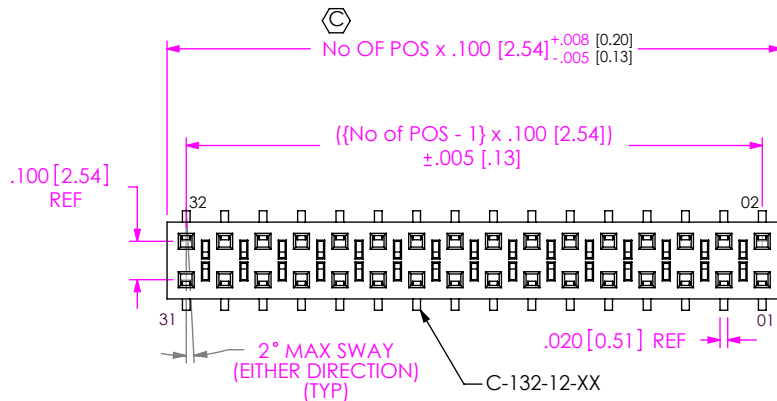
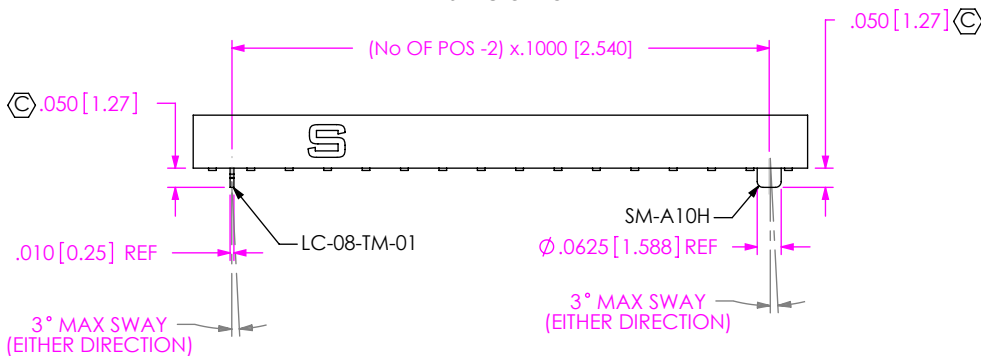


FIG 1
HLE-116-02-XXX-DV SHOWN

POSITION	COPLANARITY
-01 THRU -20	.004 [.10]
-21 THRU -50	.006 [.15]

FIG 2
-A & -LC OPTION



No OF POSITIONS
-02 THRU -50
(PER ROW)

LEAD STYLE
-02: SURFACE MOUNT
(USE C-132-12-X)

PLATING SPECIFICATION

- G: 20µ" GOLD IN CONTACT AREA
3µ" ON TAIL (USE C-132-12-G)
- S: 30µ" SELECTIVE GOLD IN CONTACT AREA MATTE TIN ON TAIL (USE C-132-12-S)
- F: 3µ" SELECTIVE FLASH GOLD IN CONTACT AREA MATTE TIN ON TAIL (USE C-132-12-F)
- L: 10µ" SELECTIVE LIGHT GOLD IN CONTACT AREA MATTE TIN ON TAIL (USE C-132-12-L)
- H: 30µ" HEAVY GOLD IN CONTACT AREA 3µ" ON TAIL (USE C-132-12-H)
- STL: 30µ" SELECTIVE GOLD IN CONTACT AREA TIN/LEAD (90%/10 +/-5%) (USE C-132-12-STL)
- SM: 30µ" SELECTIVE GOLD IN CONTACT AREA MATTE TIN ON TAIL (USE C-132-12-S)
- FM: 3µ" SELECTIVE FLASH GOLD IN CONTACT AREA MATTE TIN ON TAIL (USE C-132-12-F)
- LM: 10µ" LIGHT GOLD IN CONTACT AREA MATTE TIN ON TAIL (USE C-132-12-L)

PACKAGING
BLANK: TUBES (SEE NOTES 14 & 15)
-TR: TAPE & REEL (2 - 29 POSITIONS ONLY) (SEE NOTE 15 & 16)
-FR: FULL REEL QTY TAPE & REEL (2-29 POSITIONS ONLY) (SEE NOTE 15 & 16)

PICK & PLACE OPTION

- P: PICK & PLACE PAD (POS -03 THRU -50 ONLY)
- K: USE K-DOT-.256-.375-.005 POLYIMIDE FILM PAD (AVAILABLE ON POS -03 THRU -50; .005 [0.13] THICKNESS) (SEE FIG 4)

OPTION

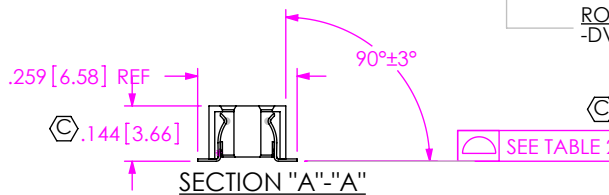
- A: STAKED OR MOLDED ALIGNMENT PIN (4 POS MIN) (SEE NOTE 13)
- LC: LOCKING CLIP (2 POS MIN) (SEE NOTE 9)

OPTION

- BE: BOTTOM ENTRY (USE RHLE-50-DBE) (SEE FIG 5) (LEAVE BLANK FOR STANDARD)

ROW SPECIFICATION

- DV: DOUBLE VERTICAL (USE RHLE-50-D)



NOTES:

1. Ⓢ REPRESENTS A CRITICAL DIMENSION.
2. ALL IDENTIFICATION MARKS MUST NOT STAND GREATER THAN .002 [0.05] OFF THE SURFACE OF THE PART.
3. MINIMUM PULL OUT FORCE FOR -LC, -A, & CONTACT: 12 oz
4. COPLANARITY: SEE TABLE 2.
5. MAXIMUM BURR ALLOWANCE: .003[0.08]
6. CUT ASSEMBLIES AFTER FILL.
MAXIMUM CUT FLASH: .010 WITH NO FLASH ALLOWED IN HOLES OR EXTENDING BELOW LEADS.
WILL LOSE A POSITION FOR EVERY CUT MADE ON A SOCKET STRIP.
7. TUBE POSITIONS 03 THRU 50. LAYER PACKAGE POSITION 02.
8. ENDWALL THICKNESS: .030±.005[0.76±0.13] TO BE MEASURED FROM BOTTOM VIEW.
9. DUE TO THE HIGH AMOUNT OF INSERTION FORCE NEEDED, THE -LC OPTION IS NOT COMPATIBLE WITH AUTO PLACEMENT. SAMTEC RECOMMENDS MANUAL PLACEMENT FOR ALL ASSEMBLIES WITH THE -LC OPTION.
10. SAMTEC LOGO MAY NOT BE PRESENT ON CUT TO POSITION CONNECTORS.
11. NOTE DELETED.
12. NOTE DELETED.
13. STAKED ALIGNMENT PIN USED AT SAMTEC'S DISCRETION.
14. TUBES ARE STANDARD PACKAGING.
15. ORDERS WILL BE PACKAGED ACCORDING TO THE SAMTEC PACKAGING EFFICIENCY STANDARDS (SPES) FOUND ON WWW.SAMTEC.COM
16. ATTACH LABEL TO EACH REEL.

UNLESS OTHERWISE SPECIFIED, DIMENSIONS ARE IN INCHES.
TOLERANCES ARE:
DECIMALS ANGLES
.XX: ±.01 [.3]
.XXX: ±.005 [.13]
.XXXX: ±.0020 [.051]

PROPRIETARY NOTE

THIS DOCUMENT CONTAINS CONFIDENTIAL AND PROPRIETARY INFORMATION AND ALL DESIGN, MANUFACTURING, REPRODUCTION, USE, PATENT RIGHTS AND SALES RIGHTS ARE EXPRESSLY RESERVED BY SAMTEC, INC. THIS DOCUMENT SHALL NOT BE DISCLOSED, IN WHOLE OR PART, TO ANY UNAUTHORIZED PERSON OR ENTITY NOR REPRODUCED, TRANSFERRED OR INCORPORATED IN ANY OTHER PRODUCT IN ANY MANNER WITHOUT THE EXPRESS WRITTEN CONSENT OF SAMTEC, INC.

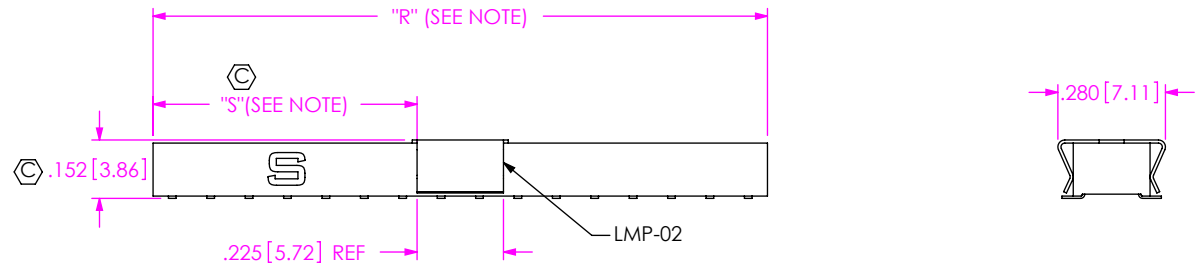


520 PARK EAST BLVD. NEW ALBANY, IN 47150
PHONE: 812-944-6733 FAX: 812-948-5047
e-Mail: info@SAMTEC.com code: 53322

MATERIAL: DO NOT SCALE DRAWING SHEET SCALE: 2:1
BODY: VECTRA E130I, UL94V-0
CONTACT: BeCu

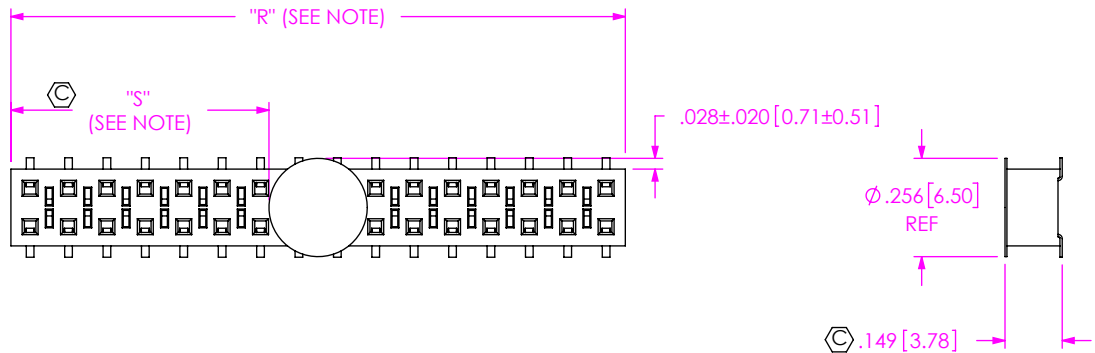
DESCRIPTION: [2.54] .100 TIGER BEAM SOCKET ASSEMBLY

DWG. NO. HLE-1XX-02-XXX-DV-XX-XX-X-XX



NOTE: "R" = USE MEASURED DIM (REF)
 "S" = $\{("R" - .225 [5.72])/2\} \pm .020 [0.51]$

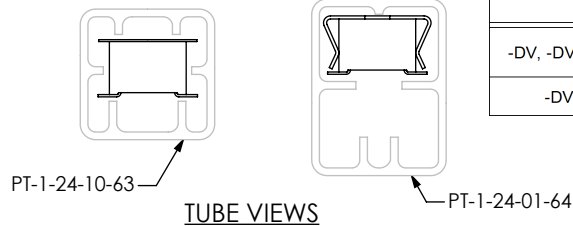
FIG 3
 (-P: PICK AND PLACE PAD)
 AVAILABLE ON POSITIONS 03 THRU 50



NOTE: "R" = USE MEASURED DIM (REF)
 "S" = $\{("R" - .2559 [6.500])/2\} \pm .020 [0.51]$

FIG 4
 -K: POLYIMIDE FILM PAD
 AVAILABLE ON POS 03 THRU 50

c:\enterprise\vauf\DWG\MISC\MKTG\HLE-1XX-02-XXX-DV-XX-XX-X-XX-MKT.SLDDRW



STYLE	PKG TUBE	PLUG
-DV, -DV-LC, -DV-A, -DV-A-P, -DV-P	PT-1-24-01-64	TP-09
-DV-K, -DV-A-K, -DV-LC-K	PT-1-24-10-63	TP-24

PROPRIETARY NOTE
 THIS DOCUMENT CONTAINS CONFIDENTIAL AND PROPRIETARY INFORMATION AND ALL DESIGN, MANUFACTURING, REPRODUCTION, USE, PATENT RIGHTS AND SALES RIGHTS ARE EXPRESSLY RESERVED BY SAMTEC, INC. THIS DOCUMENT SHALL NOT BE DISCLOSED, IN WHOLE OR PART, TO ANY UNAUTHORIZED PERSON OR ENTITY NOR REPRODUCED, TRANSFERRED OR INCORPORATED IN ANY OTHER PROJECT IN ANY MANNER WITHOUT THE EXPRESS WRITTEN CONSENT OF SAMTEC, INC.

DO NOT SCALE DRAWING
 SHEET SCALE: 2:1



520 PARK EAST BLVD, NEW ALBANY, IN 47150
 PHONE: 812-944-6733 FAX: 812-948-5047
 e-Mail: info@SAMTEC.com code: 55322

DESCRIPTION:
 .100 TIGER BEAM SOCKET ASSEMBLY
 DWG. NO.
 HLE-1XX-02-XXX-DV-XX-XX-X-XX
 BY: ED MESSER 12/19/98 SHEET 2 OF 2