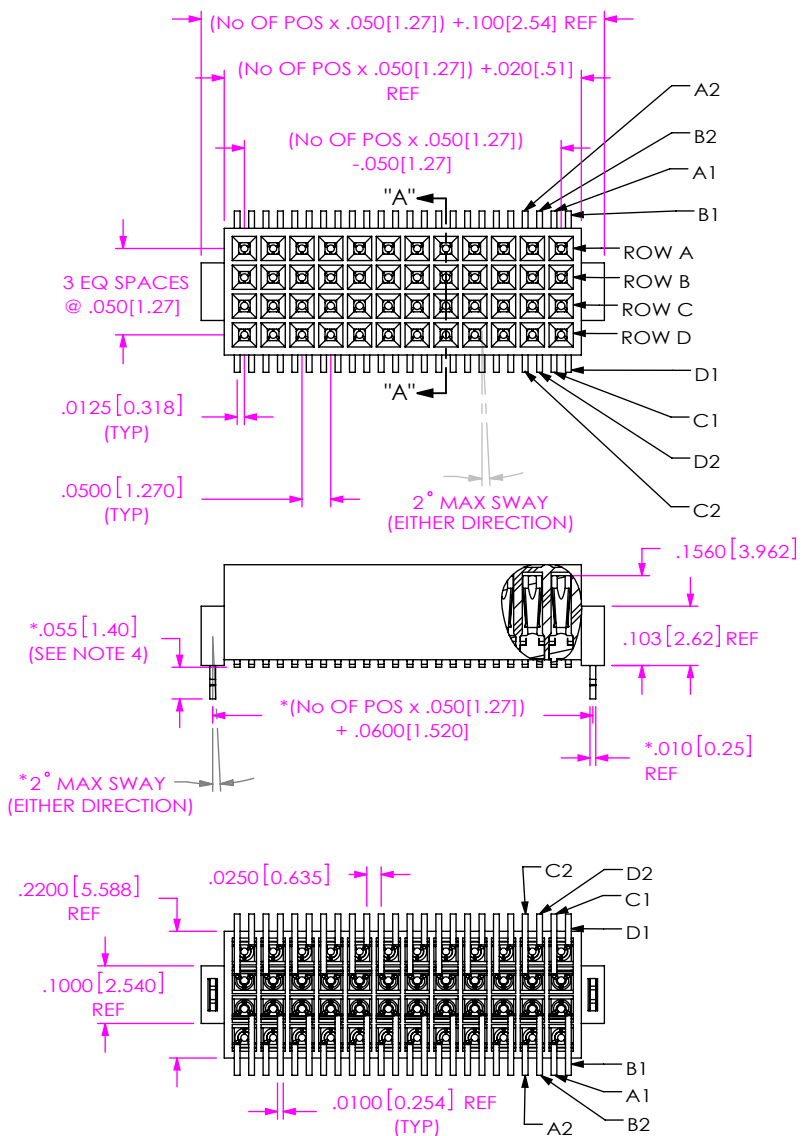


NOTES:

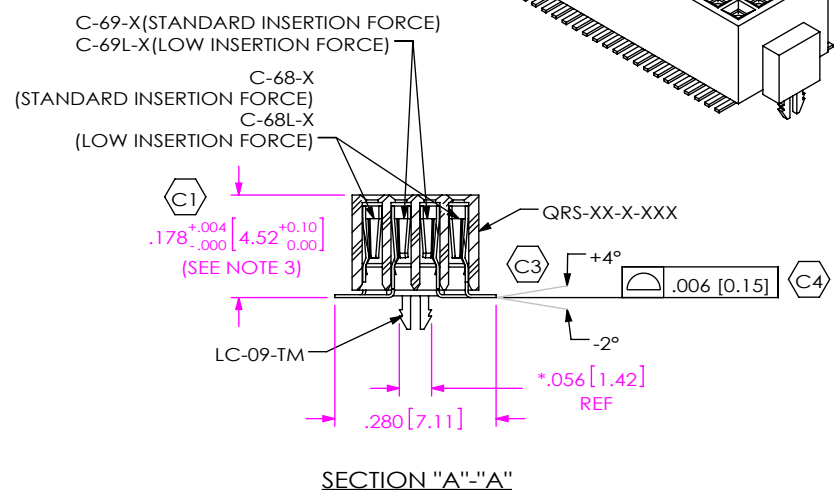
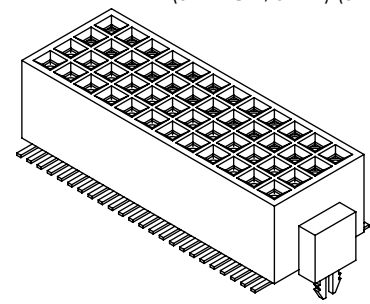
1. REPRESENTS A CRITICAL DIMENSION
2. ROW TO ROW DIMENSION MUST BE WITHIN .002 OF EACH OTHER
3. MEASURE AT THE BEND, NOT AT THE TIP OF THE CONTACT
4. THIS DIMENSION TO BE MEASURED FROM TAIL TO LC.
5. DUE TO THE HIGH AMOUNT OF INSERTION FORCE NEEDED, THE -LC OPTION IS NOT COMPATIBLE WITH AUTO PLACEMENT. SAMTEC RECOMMENDS MANUAL PLACEMENT FOR ALL ASSEMBLIES WITH THE -LC OPTION.
6. TUBES ARE STANDARD PACKAGING.
7. ORDERS WILL BE PACKAGED ACCORDING TO THE SAMTEC PACKAGING EFFICIENCY STANDARDS (SPES) FOUND ON WWW.SAMTEC.COM.
8. ATTACH LABEL TO EACH REEL.

DO NOT SCALE FROM THIS PRINT



FOLC-1XX-XX-XX-Q-XXX-X-XX

- No OF POSITIONS**
-05 THRU -50
- LEAD STYLE**
-02: SURFACE MOUNT
-L2: LOW INSERTION FORCE SURFACE MOUNT
- PACKAGING**
BLANK: TUBES (SEE NOTES 6 & 7)
-TR: TAPE & REEL (SEE NOTES 7 & 8)
-FR: FULL REEL QTY TAPE & REEL (SEE NOTES 7 & 8)
- PICK & PLACE OPTION**
-P: PICK AND PLACE PAD (SEE FIG 3, SHT 2)
-K: POLYIMIDE FILM PAD (.005 [.13] THICK W/ SILICONE ADHESIVE) (SEE FIG 4, SHT 2) (USE K-500-300)
- OPTION**
-LC: LOCKING CLIP (SEE FIG 1) (SEE NOTE 5)
-LCR: LOCKING CLIP REVERSED (SEE FIG 2, SHT 2) (SEE NOTE 5)
- PLATING SPECIFICATION**
-S: 30μ" SELECTIVE GOLD ON CONTACT, MATTE TIN TAIL
-H: 30μ" HEAVY GOLD ON CONTACT, 3μ" FLASH GOLD ON TAIL
-L: 10μ" SELECTIVE GOLD ON CONTACT, MATTE TIN TAIL (USE C-69X-S, C-68X-S CONTACT) **(FOR EXISTING CUSTOMERS ONLY)**
-SM: 30μ" SELECTIVE GOLD ON CONTACT, MATTE TIN TAIL
- BODY SPECIFICATION**
-Q: 4 ROW



<p>UNLESS OTHERWISE SPECIFIED, DIMENSIONS ARE IN INCHES.</p> <p>TOLERANCES ARE:</p> <p>DECIMALS ANGLES</p> <p>.XX: ±.01[0.3]</p> <p>.XXX: ±.005[0.13]</p> <p>.XXXX: ±.0020[0.051]</p>	<p>PROPRIETARY NOTE</p> <p>THIS DOCUMENT CONTAINS CONFIDENTIAL AND PROPRIETARY INFORMATION AND ALL DESIGN, MANUFACTURING, REPRODUCTION USE, PATENT RIGHTS AND SALES RIGHTS ARE EXPRESSLY RESERVED BY SAMTEC, INC. THIS DOCUMENT SHALL NOT BE DISCLOSED, IN WHOLE OR PART, TO ANY UNAUTHORIZED PERSON OR ENTITY NOR REPRODUCED, TRANSFERRED OR INCORPORATED IN ANY OTHER PROJECT IN ANY MANNER WITHOUT THE EXPRESS WRITTEN CONSENT OF SAMTEC, INC.</p>	<p>520 PARK EAST BLVD, NEW ALBANY, IN 47150 PHONE: 812-944-6733 FAX: 812-948-5047 e-Mail: info@SAMTEC.com code 55322</p>

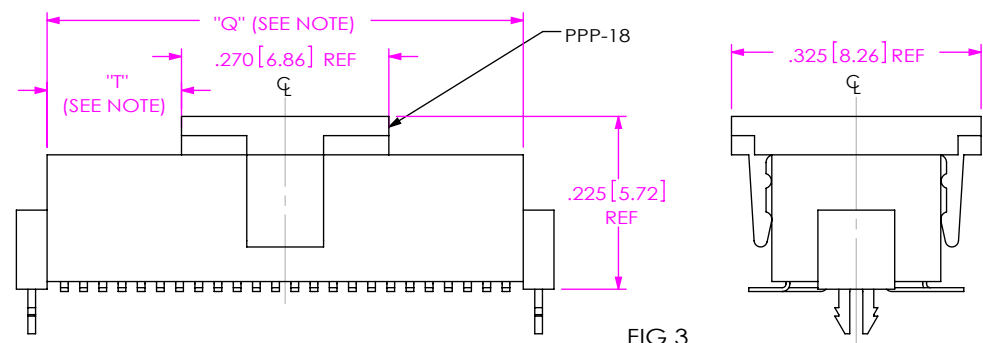
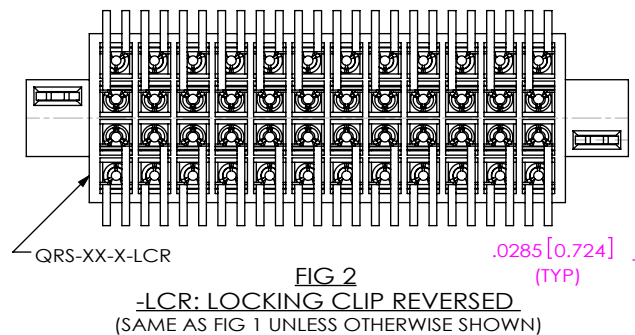
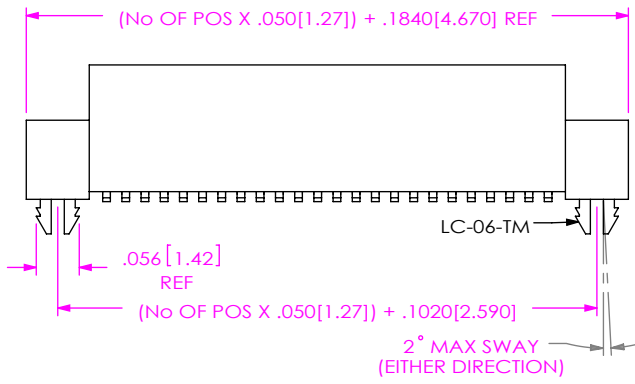


FIG 3
-P: PICK AND PLACE PAD
(SAME AS FIG 1 UNLESS OTHERWISE SHOWN)

NOTE:
"Q" = USE MEASURED DIMENSION (REF)
"T" = $\{("Q" - .270 [6.89]) / 2\} \pm .020 [.51]$

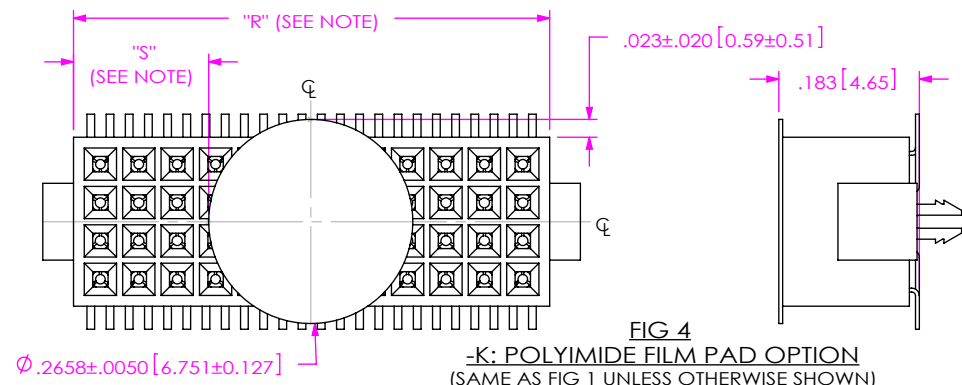
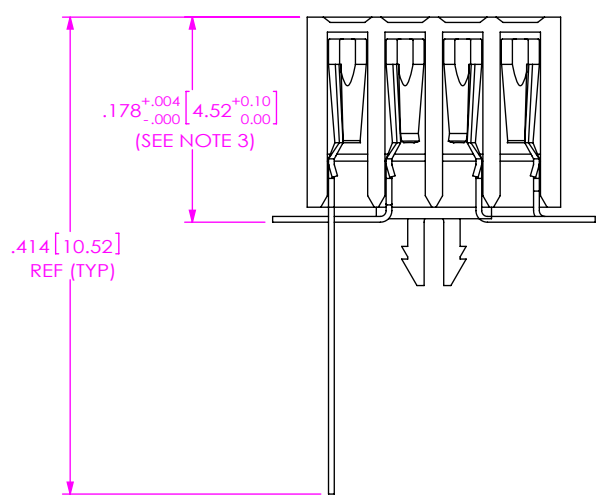
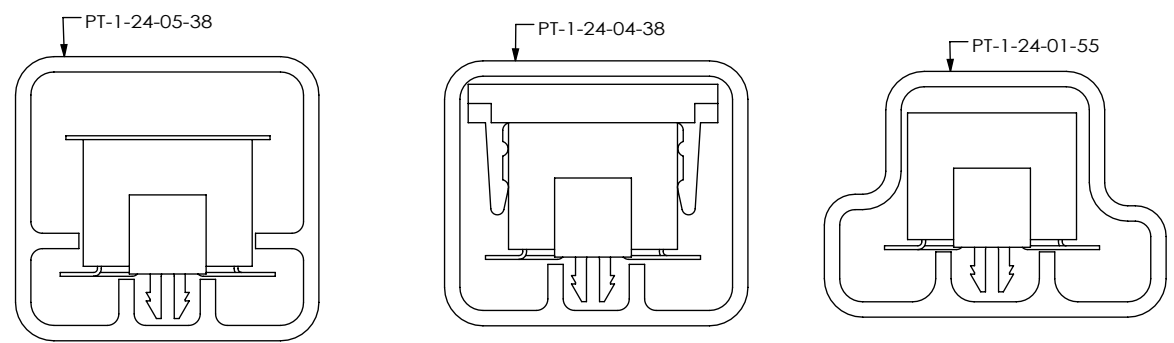


FIG 4
-K: POLYIMIDE FILM PAD OPTION
(SAME AS FIG 1 UNLESS OTHERWISE SHOWN)

NOTE:
"R" = USE MEASURED DIMENSION (REF)
"S" = $\{("R" - .2658 [6.75]) / 2\} \pm .020 [.51]$



IN-PROCESS



PACKAGING VIEW
SCALE 4:1

OPTION	PACKAGING TUBE	PLUG
-LC, -LCR	PT-1-24-01-55	TP-24
-P, -P-LC, -P-LCR	PT-1-24-04-38	TP-03
-K, -K-LC, -K-LCR	PT-1-24-05-38	TP-03

PROPRIETARY NOTE
THIS DOCUMENT CONTAINS CONFIDENTIAL AND PROPRIETARY INFORMATION AND ALL DESIGN, MANUFACTURING, REPRODUCTION, USE, PATENT RIGHTS AND SALES RIGHTS ARE EXPRESSLY RESERVED BY SAMTEC, INC. THIS DOCUMENT SHALL NOT BE DISCLOSED, IN WHOLE OR PART, TO ANY UNAUTHORIZED PERSON OR ENTITY NOR REPRODUCED, TRANSFERRED OR INCORPORATED IN ANY OTHER PROJECT IN ANY MANNER WITHOUT THE EXPRESS WRITTEN CONSENT OF SAMTEC, INC.

DO NOT SCALE DRAWING
SHEET SCALE: 4:1



520 PARK EAST BLVD, NEW ALBANY, IN 47150
PHONE: 812-944-6733 FAX: 812-948-5047
e-Mail info@SAMTEC.com code 55322

DESCRIPTION:
.050 X .050 CENTERLINE 4 ROW SOCKET STRIP
DWG. NO.
FOLC-1XX-XX-XX-Q-XXX-X-XX
BY: G REIDINGER 03-29-1993 SHEET 2 OF 2