

LEADED PRODUCT NUMBER	AS AVAILABLE
54121-XXX-XX-XXXX	

PRODUCT NUMBER  
54121-XXXXXXXXXLF

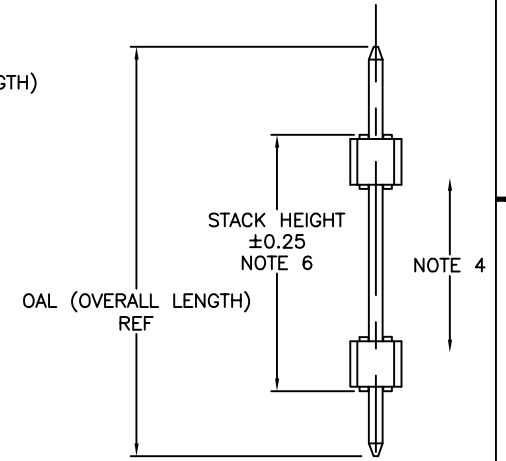
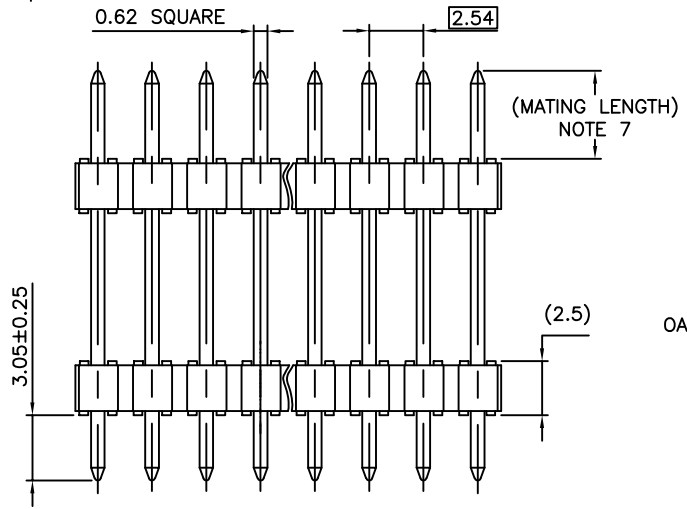
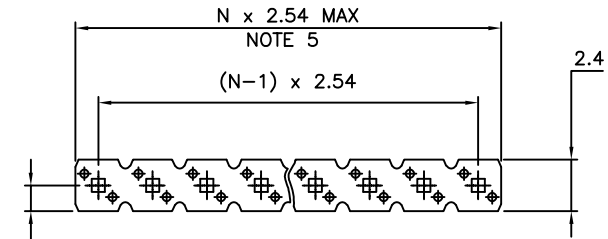
- PLATING
- 1 = 0.76µm GOLD/GXT ON CONTACT AREA  
2µm MIN MATTE TIN ON TAIL  
OVER 1.27µm Ni MIN
  - 4 = 2µm MIN MATTE TIN  
OVER 1.27µm Ni MIN
  - 5 = 0.25µm GOLD/GXT ON CONTACT AREA  
2µm MIN MATTE TIN ON TAIL  
OVER 1.27µm Ni MIN  
ONLY AVAILABLE UPON REQUEST
  - 8 = 0.38µm GOLD/GXT ON CONTACT AREA  
2µm MIN MATTE TIN ON TAIL  
OVER 1.27µm Ni MIN

RoHS COMPATIBLE  
SEE NOTE 8

STACK HEIGHT, NOTE 6

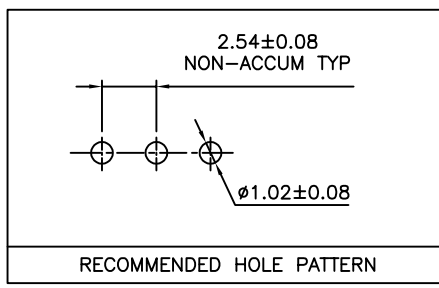
TOTAL NB OF POSITIONS  
02 TO 36

OAL	PIN STYLE
12.2	01
13.5	02
15.9	03
16.56	15
16.76	04
17.65	05
18.91	06
20.50	28
20.96	07
22.40	19
23.5	08
26.04	09
26.42	14
28.00	18
28.58	10
30.48	20
32.15	21
33.66	12
34.00	13
36.20	16
37.30	22
38.40	23
42.30	24
46.00	29
43.00	25
47.00	26
52.00	27



- NOTES:
- HOUSING MAT'L : HIGH TEMPERATURE THERMOPLASTIC. UL94V-0 COLOR: BLACK
  - PIN MATERIAL : PHOSPHOR BRONZE
  - STANDARD PACKAGING IN POLYBAG
  - 9N MIN RETENTION IN EITHER DIRECTION
  - TO DETERMINE DIMENSIONS :  
N = NUMBER OF POSITIONS PER ROW  
EXAMPLE : 8 POS PER ROW, N x 2.54 = 20.32mm
  - XXXX = MILLIMETERS  
SPECIFY MILLIMETERS  
5.0mm MIN TO 60.0mm MAX AVAILABLE  
OAL 65.0mm MAX  
EXAMPLE FOR STACK HEIGHT:  $\underline{1} \underline{2} \underline{7} \underline{0}$  = 12.70mm
  - MATING LENGTH = (OAL)-(3.05)-(STACK HEIGHT)
  - RoHS COMPATIBLE PRODUCT SPECIFICATIONS

- a - PLATING:
- "LF" MEANS THE PRODUCT IS LEAD-FREE, 2µm MINIMUM MATTE TIN OVER 1.27µm MINIMUM NICKEL UNDERPLATE.
- b - MANUFACTURING PROCESS COMPATIBILITY
- THE HOUSING WILL WITHSTAND EXPOSURE TO 260°C ±5°C SOLDER BATH TEMPERATURE FOR 5 SECONDS IN A WAVE SOLDER APPLICATION WITH A 1.6mm MIN THICK CIRCUIT BOARD.
- c - LABELLING:
- MEETS PACKAGING SPECS AS PER GS-14-920
- d - THIS PRODUCT MEETS EUROPEAN UNION DIRECTIVES AND OTHER COUNTRY REGULATIONS AS DESCRIBED IN GS-47-0004.



mat'l. code		surface		tolerance		projection		product family	
SEE NOTES		ISO 1302		ISO 406 ISO 1101		mm		BERGSTIK	
ltr	ecn no	dr	date	tolerances unless otherwise specified		mm		title	
H	B-15666	LMU	13.02.14	angles	linear	x.x ±0.3		UNSHR.HEADER	
J	B-18903	LMU	14.09.25			x.xx ±0.13		STR SR TMT	
K	B-18962	LMU	14.09.29			x.xxx ±0.05		scale 4:1	
L	B-19782	AMA	14.12.16	dr	D.LE	01.01.24		dwg no	
M	F-47063	DDE	23.01.18	engr	JM.C	01.01.24		sheet 1 of 1	
				chr	JM.C	01.01.24		size	
				appd	JF.N	01.01.24		A3	
G	F11-0034	LMU	11.03.03			01.01.24		type	
sheet		revision						CUSTOMER	
index		sheet						Drawing	

Copyright FCI