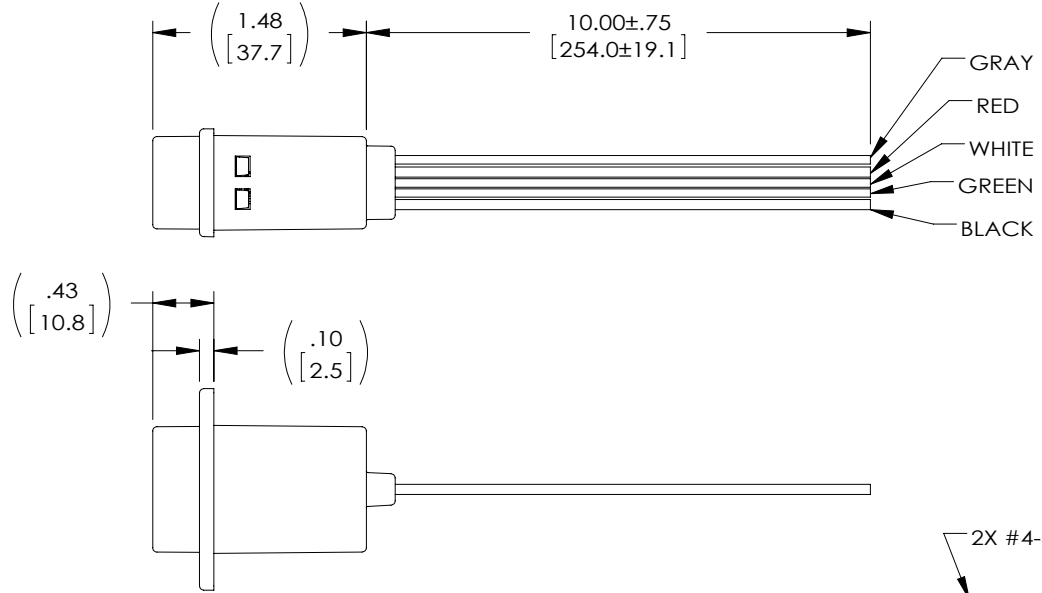
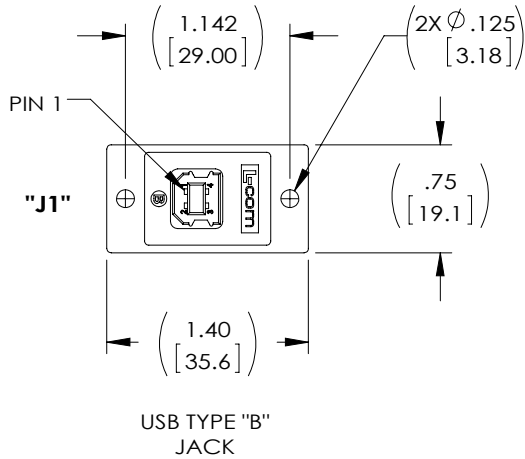


THE INFORMATION CONTAINED IN THIS DRAWING IS THE SOLE PROPERTY OF L-COM, INC. ANY REPRODUCTION IN PART OR WHOLE WITHOUT THE WRITTEN PERMISSION OF L-COM, INC. IS PROHIBITED.

REVISIONS			
REV	DESCRIPTION	DATE	APPROVED
G	ECN 5200: CN RELEASE	12/9/10	D. CASTRO
H	ECN 5796: REMOVE "SHIELDED DRAIN WIRE" FROM TOP VIEW	10/24/11	D. FRISIELLO
J	ECN 6692: REVISED MODEL TO SNAP-ON COVERS	2/20/13	D. FRISIELLO
K	ECN 8409: UPDATE TEMPERATURE RATING TO -10-70°C	7/18/16	S.LI



NOTES:

MATERIAL:

COUPLER HOUSING: ABS, UL94V-0.
CONNECTOR INSULATOR: WHITE, PBT WITH GLASS FIBER.
CONNECTOR CONTACTS: PHOSPHOR BRONZE.
CONNECTOR SHELL: BRASS.
PCB: EPOXY GLASS FP-4, 94V-0 FLAMMABILITY RATING.

FINISH:

COUPLER HOUSING: COLOR, BLACK.
CONNECTOR CONTACTS: GOLD, 30μ INCHES.
CONNECTOR SHELLS: NICKEL.

ELECTRICAL:

CURRENT RATING: 2 AMP MAX.
VOLTAGE RATING: 140 VDC.

ENVIRONMENTAL:

OPERATING TEMPERATURE: -10° C TO +70° C.

MISCELLANEOUS:

COUPLER SHALL BE TESTED FOR CONTINUITY.
COUPLER SHALL BE INDIVIDUALLY PACKAGED IN ACCORDANCE WITH L-COM PACKAGING SPEC PS-0031.

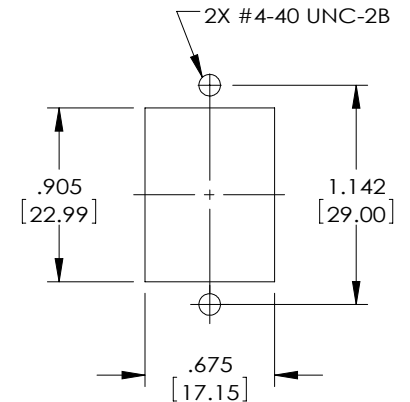
REGULATORY COMPLIANCE:

CE2011/65/EU(RoHS DIRECTIVE)

WIRING MAP

"J1"

- 1 ○ — POWER (RED, 20AWG)
- 2 ○ — - DATA (WHITE, 24AWG)
- 3 ○ — + DATA (GREEN, 24AWG)
- 4 ○ — POWER GND (BLACK, 20AWG)
- GND ○ — DRAIN (GRAY, 24AWG)



RECOMMENDED
PANEL CUT OUT

UNLESS OTHERWISE SPECIFIED, DIMENSIONS ARE IN INCHES [mm] OVERALL CABLE LENGTH TOLERANCE: ≤12 [305] = +1 [25] / -0 >12 [305] ≤60 [1524] = +2 [51] / -0 >60 [1524] ≤120 [3048] = +4 [102] / -0 >120 [3048] ≤300 [7620] = +6 [152] / -0 >300 [7620] = +3% / -0%	APPROVALS	DATE	50 HIGH STREET NORTH ANDOVER, MA 01845
	DRAWN BY C. MCCORMICK	5/4/01	
ALL OTHER DIMENSIONAL TOLERANCES: .X = ± .2 [5.08] .XX = ± .02 [5.1] .XXX = ± .005 [1.3]	CHECKED BY D. PARHAM	5/4/01	CATEGORY
	APPROVED BY R. CARRICK	5/4/01	USB
PROJECTION 	CONFIGURATION DETAILS OF UNDIMENSIONED FEATURES MAY VARY	PRODUCT DESCRIPTION	
COLOR VARIATIONS MAY OCCUR	SIZE A	FSCM NO. 43321	DWG. NO. ECJ504B-UB
	SCALE: NONE	CAD FILE: ECJ504B-UB.SLDDRW	SHEET 1 OF 1