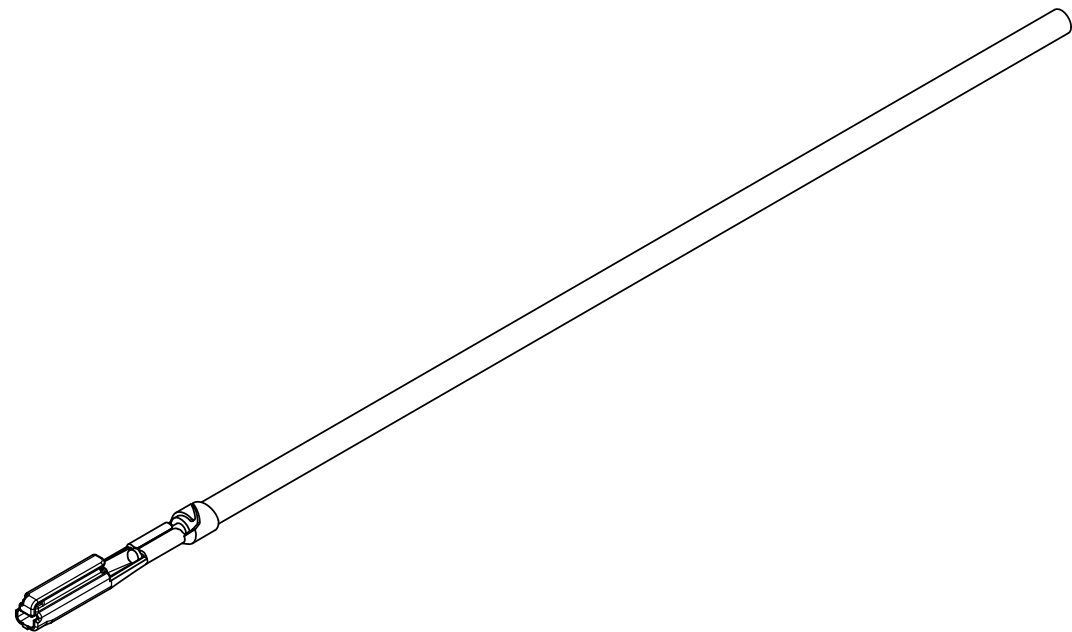
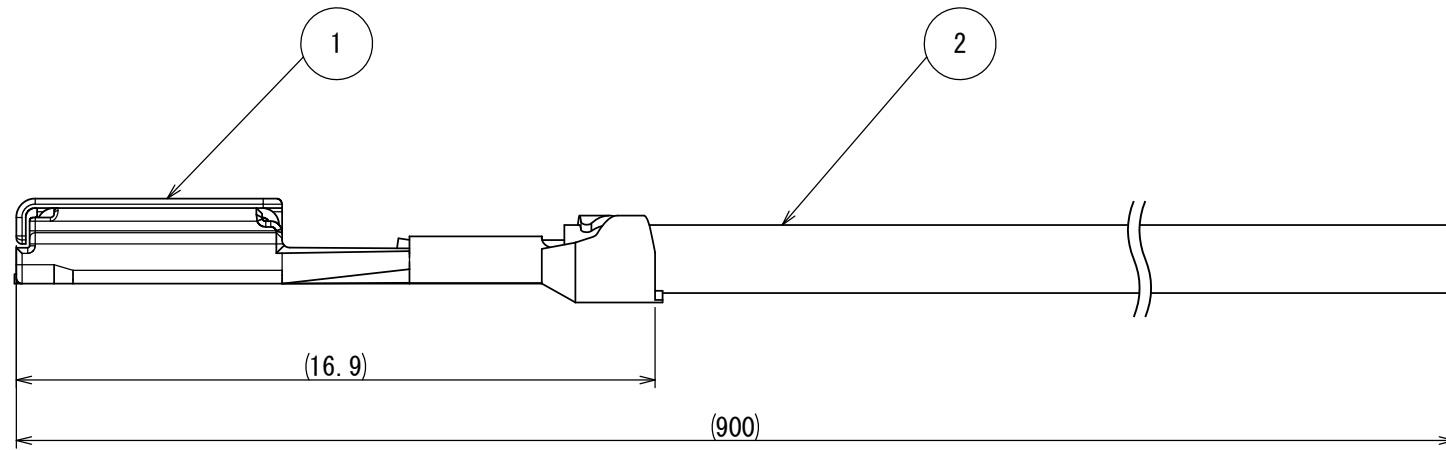
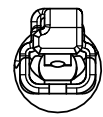


010-4270
CAL24-010
図面番号 (DRAWING NO.)

版数 VER.	年月日 DATE	CN NO.	変更内容 DESCRIPTION	製図 DR.	担当 CHK.	査閲 APPD.	承認 APPD.
------------	-------------	--------	---------------------	-----------	------------	-------------	-------------



- NOTE 1. INTENDED FOR PROTOTYPE AND TESTING PURPOSES.
- NOTE 2. REFERENCE TERMINAL DRAWING AND SPECIFICATIONS FOR MORE DETAIL.
- NOTE 3. WIRE COLOR IS NOT DETERMINED. SUBJECT TO CHANGE.
- NOTE 4. TERMINAL CRIMPED ON ONE END OF WIRE ONLY. OPPOSITE END IS BLUNT CUT.
- NOTE 5. THE CRIMPED WIRE SHOULD ONLY BE INSERTED TO THE SPECIFIED JAE HOUSING AND CAVITY.
- NOTE 6. REFERENCE THE JAE SPECIFICATION AND INSTRUCTION MANUAL FOR PROPER HANDLING AND APPLICABLE HOUSING PART NUMBERS.

2	WIRE	—	AVSS (0.5sq)	COLOR:- (NOTE3)	—
1	M23S05K351	1	HIGH CONDUCTIVITY COPPER ALLOY	PLATING:Sn	SJ036377
符号 NO.	名称 DESCRIPTION	個数 QTY.	材料 MATERIAL	仕上 FINISH	備考 REMARKS
仕様書 (SPECIFICATION) JACS-1686-* JAHL-1686-*		第1版 (ORIGINAL DATE) 08/FEB/2024		尺度 (SCALE) 1:1	シリーズ (SERIES) MX
一般公差 (GENERAL TOLERANCE)		製図 DR. T. SHIODA		日本航空電子工業株式会社 JAPAN AVIATION ELECTRONICS INDUSTRY, LTD. 名称 (TITLE) C2777- M23S05K351- AVO. 5-900	
寸法 (DIMENSION)		担当 CHK. T. SHIODA			
角度 (ANGLES)		査閲 APPD. —			
単位 (UNIT) : mm		承認 APPD. Y. TAKAGI			
±0.8	×° ±	シートの (SHEET NO.) 1 OF 1		質量 (MASS)	図面番号 (DRAWING NO.) CAL24-010
× ±0.4	×°' ±				
×× ±0.1					版数 (VER.) 1
××× ±					

DCF-C-2121 (20.02)

0 10 20 30 40 50 60 70 80 90 100

S/W