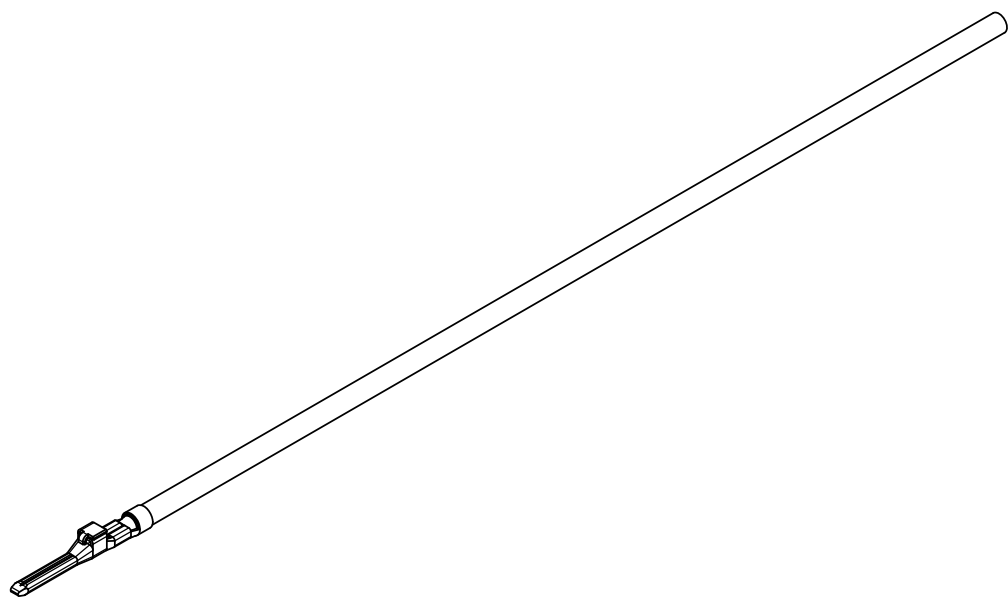
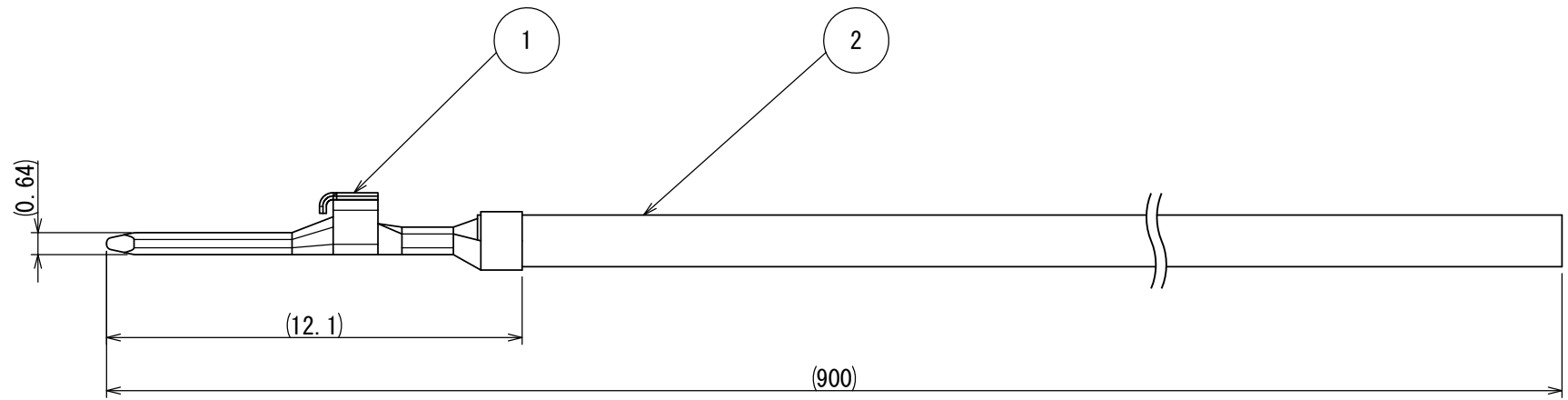
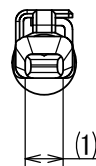


図面番号 (DRAWING NO.) CAL24-001

版数 VER.	年月日 DATE	CN NO.	変更内容 DESCRIPTION	製図 DR.	担当 CHK.	査閲 APPD.	承認 APPD.
------------	-------------	--------	---------------------	-----------	------------	-------------	-------------



- NOTE 1. INTENDED FOR PROTOTYPE AND TESTING PURPOSES.
- NOTE 2. REFERENCE TERMINAL DRAWING AND SPECIFICATIONS FOR MORE DETAIL.
- NOTE 3. WIRE COLOR IS NOT DETERMINED. SUBJECT TO CHANGE.
- NOTE 4. TERMINAL CRIMPED ON ONE END OF WIRE ONLY. OPPOSITE END IS BLUNT CUT.
- NOTE 5. THE CRIMPED WIRE SHOULD ONLY BE INSERTED TO THE SPECIFIED JAE HOUSING AND CAVITY.
- NOTE 6. REFERENCE THE JAE SPECIFICATION AND INSTRUCTION MANUAL FOR PROPER HANDLING AND APPLICABLE HOUSING PART NUMBERS.

2	WIRE	—	TXL (AWG #20)	COLOR:- (NOTE3)	—
1	M19P09K3F2	1	MSP1	PLATING:Sn	SJ109865
符号 NO.	名称 DESCRIPTION	個数 QTY.	材料 MATERIAL	仕上 FINISH	備考 REMARKS

仕様書 (SPECIFICATION) JACS-1594-*		第1版 (ORIGINAL DATE) 08/FEB/2024		尺度 (SCALE) 1:1	シリーズ (SERIES) MX	日本航空電子工業株式会社 JAE JAPAN AVIATION ELECTRONICS INDUSTRY, LTD.
一般公差 (GENERAL TOLERANCE)		製図 DR. T. SHIODA		名称 (TITLE) C2777-M19P09K3F2-AWG20-900		
寸法 (DIMENSION)		担当 CHK. T. SHIODA		質量 (MASS)		図面番号 (DRAWING NO.) CAL24-001
角度 (ANGLES)		査閲 APPD. —				
. ±0.8		×° ±		シートの (SHEET NO.) 1 OF 1		版数 (VER.) 1
. × ±0.4		×°' ±				
. ×× ±0.1		承認 APPD. Y. TAKAGI		単位 (UNIT) : mm		S/W
. ××× ±		シート (SHEET NO.) 1 OF 1				

DCF-G-2121 (20.02)

