

16mm Dynamic White COB

Chip-on-board 2-Channel Dynamic White LED Module




TABLE OF CONTENTS

Features	2
General specifications	2
Optical specifications	3
Electrical characteristics	4
Absolute maximum ratings	5
Derating	6
Mechanical characteristics	7
Accessories and design resources	8
Color binning information	9
Ordering information	10
About LUXTECH	11

Project ||


Type ||

Quantity ||

16mm Dynamic White COB

Chip-on-board 2-Channel Dynamic White LED Module

LUXTECH COB Dynamic White enables independent CCT and dimming control. Ideal for human-centric lighting applications, COB Dynamic White provides high-efficacy, 90+ CRI light across the entire CCT range.



FEATURES

- » 5-Year Warranty
- » 2-channel CCTs for dynamic white applications
- » Chip-on-board module
- » Ceramic substrate
- » CCT Range: 6500K-2700K
- » Constant Current Input
- » 100 lm/W
- » 3-Step MacAdam Binning
- » 90 CRI Standard

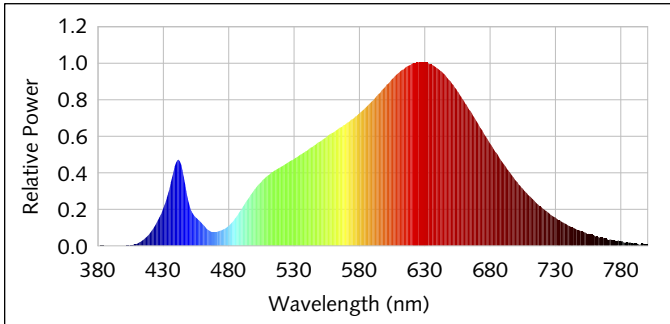
GENERAL SPECIFICATIONS

- » Forward Voltage: 35 V +/- 3.5 V
- » Nominal Output: 2600 lm (6500K 90 CRI), 2400 lm (2700K 90 CRI) at 700mA
- » Color Rendering Index: 90+ Through Tuning Range
- » L70: 36,000 Hours (Calculated, 105 °C, 700 mA)
- » Board size: 20mm x 24mm
- » 16mm Diameter Light Emitting Surface

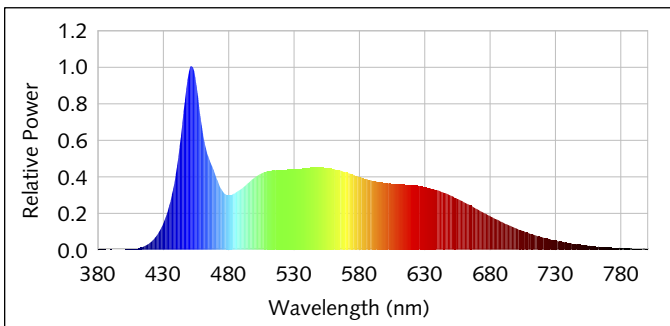
OPTICAL SPECIFICATIONS

SPECTRAL POWER DISTRIBUTION, WHITE

2700K 3-STEP



6500K 3-STEP



Project ||

Type ||

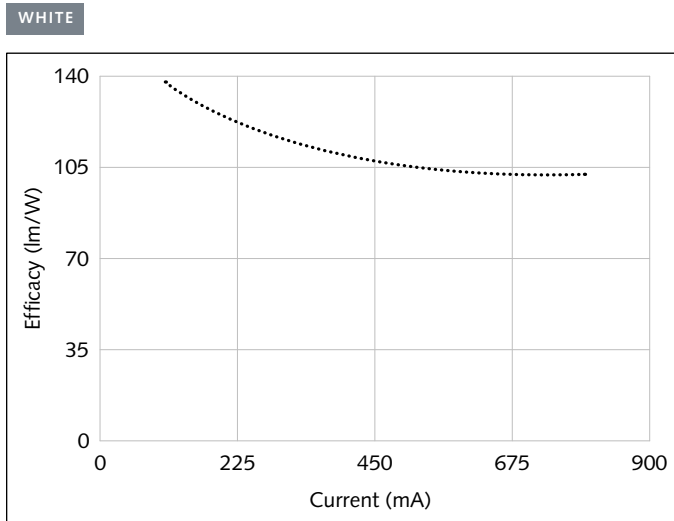
Quantity ||

ELECTRICAL CHARACTERISTICS

Assuming 27K - 65K, 90CRI, 25°C

WHITE					
Current (mA)	100	250	350	600	800
Voltage (V)	32.4	33.8	34.4	36	37
Flux, Warm Channel (lm)	450	1000	1400	2250	3000

EFFICACY VS. CURRENT



Project ||

Type ||

Quantity ||

ABSOLUTE MAXIMUM RATINGS

65K, 90CRI

Current (mA)	800
Voltage (V)	38.5
Flux (lm)	3400
Temperature (°C)	85

Project ||

Type ||

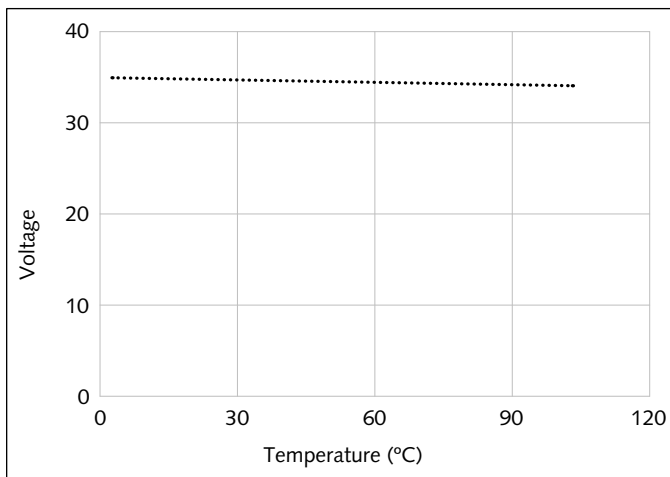
Quantity ||

DERATING

COLOR TEMPERATURE	LIGHT OUTPUT
2700K	100%
3000K	103%
3500K	109%
4000K	114%
5000K	114%
6500K	110%

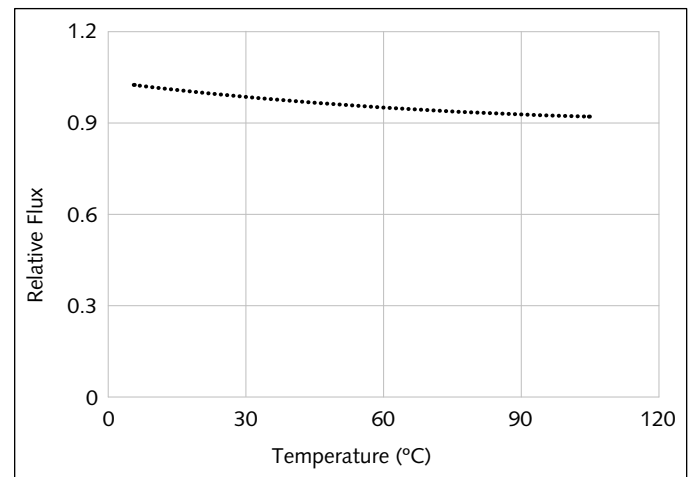
VOLTAGE VS. TEMPERATURE

WHITE



FLUX VS. TEMPERATURE

WHITE



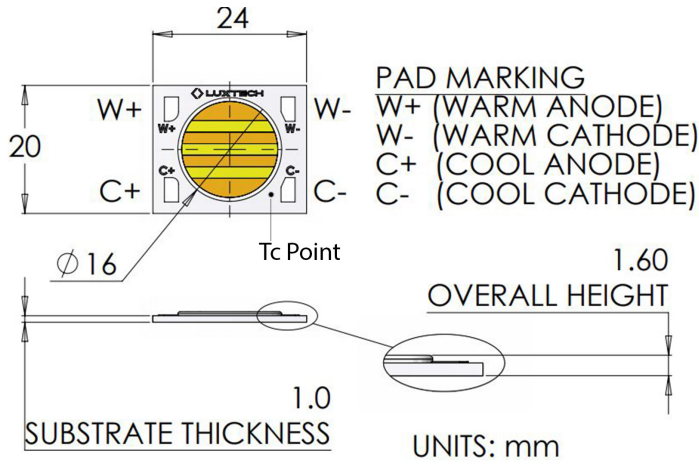
Project ||

Type ||

Quantity ||

MECHANICAL CHARACTERISTICS

TECHNICAL DRAWING



PRODUCT DIMENSIONS

PARAMETER	SPECIFICATION (IN)
Length	0.945
Width	0.787
Thickness	0.063

Project ||

Type ||

Quantity ||

ACCESSORIES AND DESIGN RESOURCES

DRIVER SELECTION

Recommended for use with the following two-channel drivers:

RECOMMENDED BRANDS	MODEL	PROGRAMMABLE DRIVE CURRENT (MA)	OUTPUT VOLTAGE (V)	DIMMING	CONTROL
EldoLED	DualDrive 560/S	150-1400	1.5-55	DALI	DALI
Moons	MU050S150BQI201	150-1500	8-55	0-10V	0-10V

HOLDER SELECTION

RECOMMENDED BRANDS	MODEL
BJB	47.319.2051.50

Design resources: CAD files available at LUXTECH.com

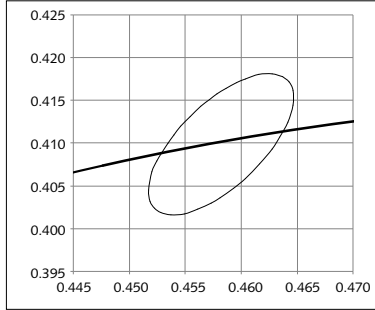
Project ||

Type ||

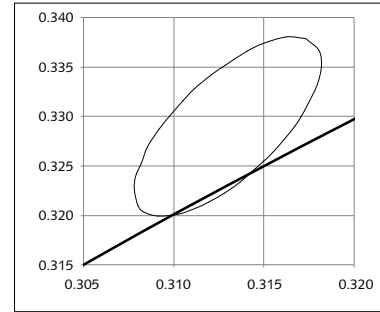
Quantity ||

COLOR BINNING INFORMATION

2700K 3-STEP



6500K 3-STEP



Project ||

Type ||

Quantity ||

ORDERING INFORMATION

PRODUCT CODES

PRODUCT	CCT WARM	CCT COOL	CRI
COB-DN-16-2024	27K	65K	90

EXAMPLE: COB-DN-16-2024-27K-65K-90

REV. 1.2



People Centric Lighting

ABOUT LUXTECH

LUXTECH is an LED component design and manufacturing company specializing in high quality LED modules and architectural grade lighting solutions. LUXTECH is a catalyst for health and well-being through human centric lighting systems. Our inventive custom engineering for natural lighting is advancing emotional wellness and productivity with the potential for global social impact. LUXTECH is located in Philadelphia's Old City neighborhood.

a 325 Chestnut St. Suite 1212,
Philadelphia, PA 19106

e info@luxtech.com

w www.luxtech.com

p 215-494-3330

f 215-494-1074

in   @LUXTECHLED