

In 2020 the FCC announced the allocation of a new frequency spectrum for Wi-Fi applications, extending the frequencies up to 7.125 MHz.

FlexPIFA 6E antennas support the full Wi-Fi spectrum of 2400-2500, 4900-5925, and 5925-7125 MHz frequency bands. This makes them an ideal solution for coverage of traditional Wi-Fi frequencies with the addition of futureproofing for newly emerging Wi-Fi 6E applications.

Designed for rapid integration into space-constrained devices and housings, the flexible, adhesive-backed antennas are available with MHF1 or MHF4L connectors, providing multiple installation solutions for IoT device manufacturers.

PIFA antenna technology provides consistent, stable performance across all three Wi-Fi bands, ensuring a solid and reliable connection at all times.

FEATURES AND BENEFITS

- **Full Coverage** – Operates over all three Wi-Fi bands
- **Performance** – Exceptional performance across all bands
- **Versatile** – Flexible, peel-and-stick adhesive-backed antenna for a variety of space-constrained IoT devices
- **Future-Proofed** – Coverage for emerging Wi-Fi 6E applications
- **Reliable** – PIFA technology is easy to integrate into IoT devices and less likely to detune in proximity of metal or a human body
- **Quality** – Designed and built to exacting specifications
- **Peace of Mind** – Backed by our five-year warranty

APPLICATIONS

- Smart metering and utilities
- Industrial IoT
- Agricultural and rural (Farm sense and control)
- Quick service restaurants
- Smart lockers
- Medical devices

ELECTRICAL SPECIFICATIONS

Number of Ports	1		
Operating Frequency (MHz)	2400-2500	4900-5925	5925-7125
VSWR – Avg	1.4:1	1.9:1	1.6:1
VSWR – Max	<2.5:1	<3.0:1	<3.0:1
Peak Gain – (dBi) *	2.2	3.9	3.8
Efficiency – Avg (%)	59	60	60
Efficiency – Avg (dB)	-2.3	-2.2	-2.2
Nominal Impedance (ohms)	50		
Max Power - Ambient 25°C (W)	5		
Polarization	Linear		
Azimuth Beamwidth	360°, Omnidirectional		

Note: Measured on a 100 mm x 100 mm x 1.7 mm thick polycarbonate sheet.

* Actual peak gain values can be influenced by measurement variation and other uncertainties.

MECHANICAL SPECIFICATIONS

Dimensions – length x width x height – mm (inches)	16 x 36 x 2.5 (0.62 x 1.41 x .098)
Weight – g (oz.)	0.6
Adhesive	3M 467MP


ENVIRONMENTAL SPECIFICATIONS

Operating Temperature – °C (°F)	-40 to +85°C (-40 to +185°F)
Storage Temperature – °C (°F)	-40 to +85°C (-40 to +185°F)
Material Substance Compliance	RoHS

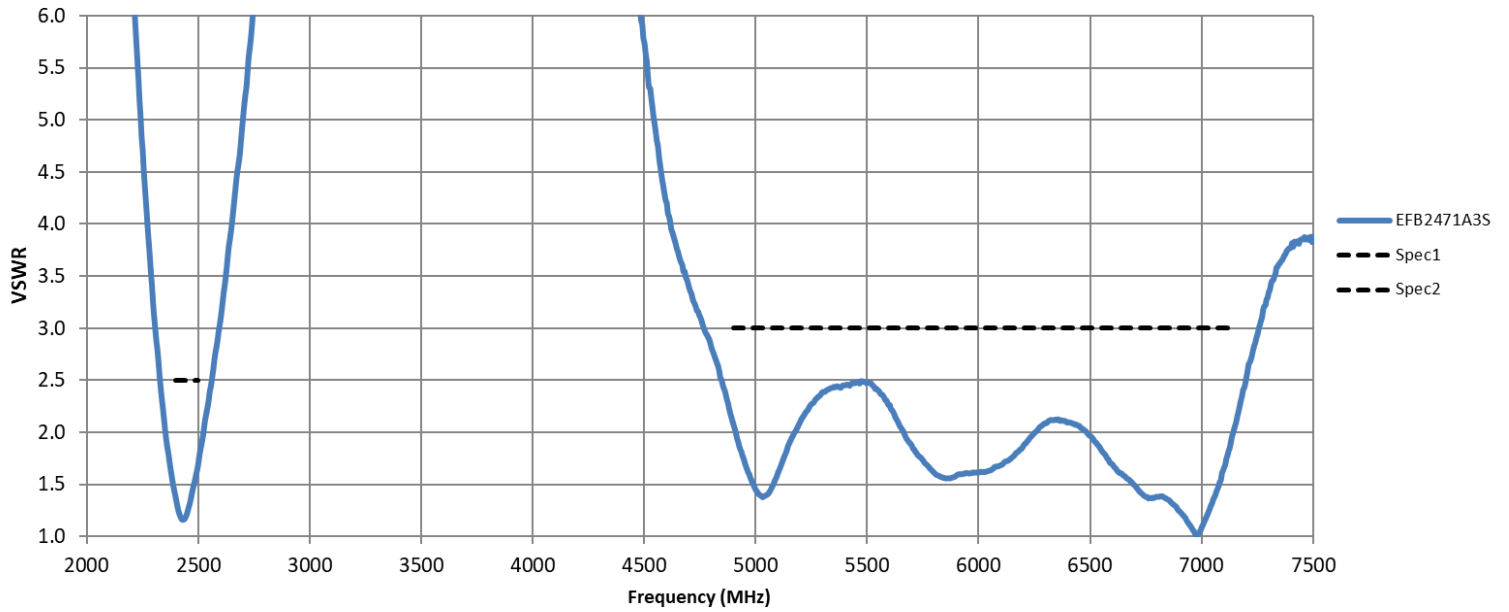
CONFIGURATION

PART NUMBER	EXPOSED CABLE LENGTH/DIAMETER	CONNECTOR
EFB2471A3S-10MHF1	100 mm/1.13 mm	MHF1
EFB2471A3S-10MH4L	100 mm/1.13 mm	MHF4L

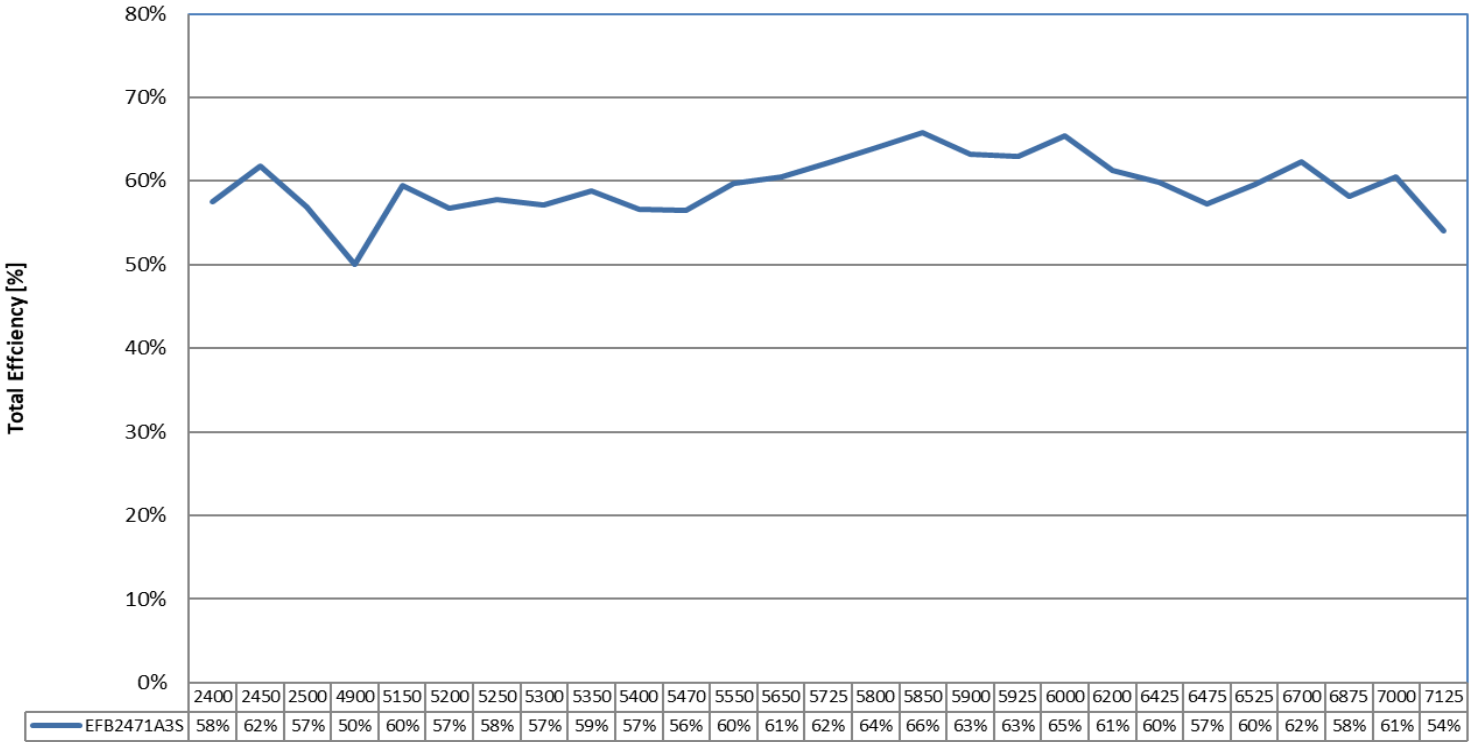
MECHANICAL DRAWING



VSWR

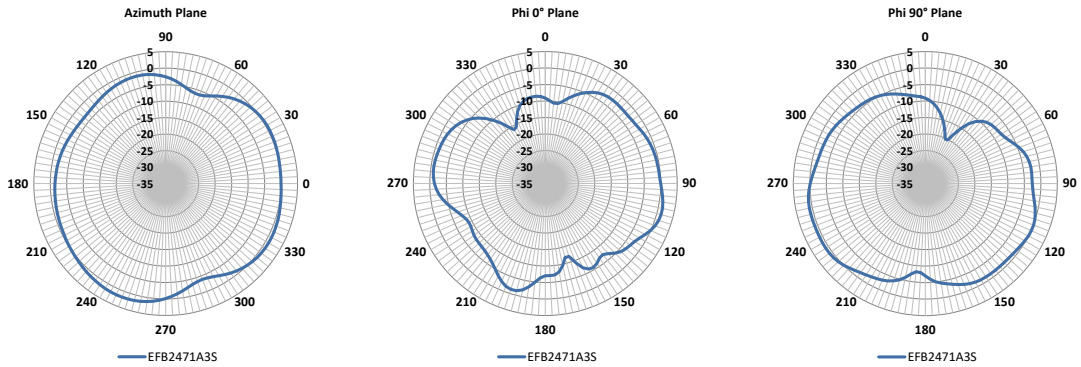


TOTAL EFFICIENCY

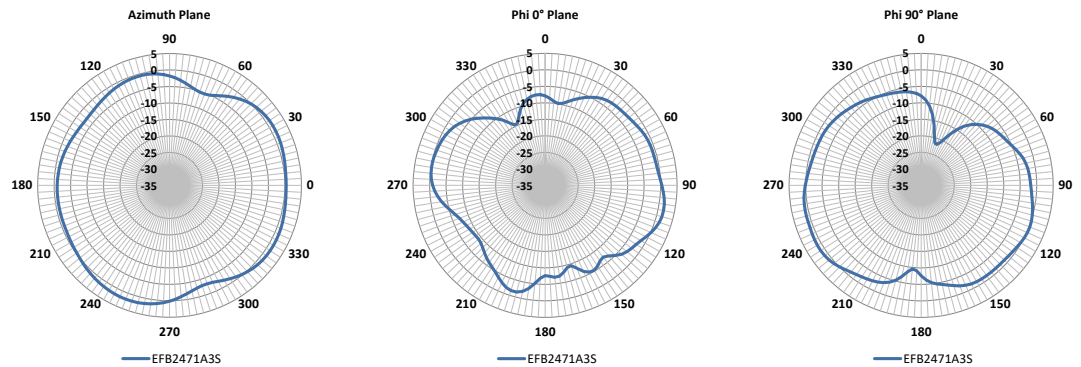


RADIATION PATTERNS

2400 MHz

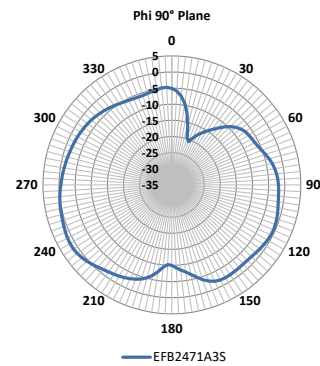
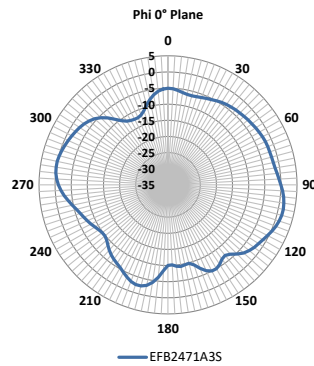
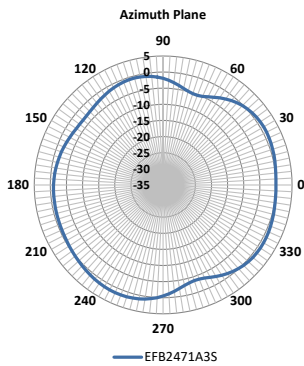


2450 MHz

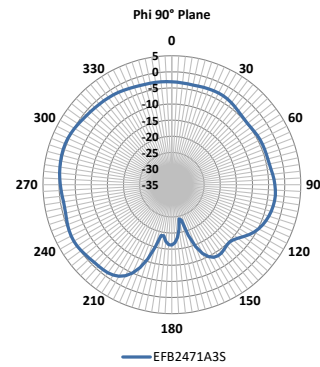
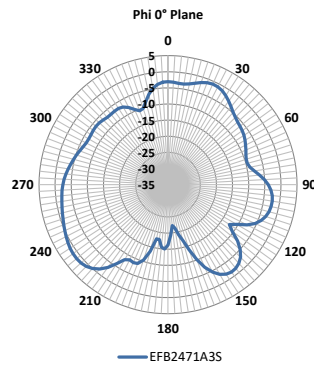
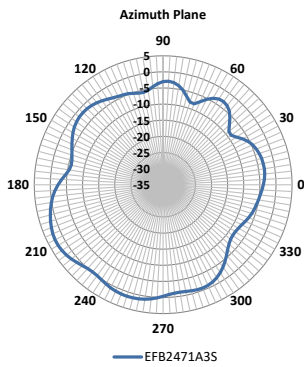


RADIATION PATTERNS

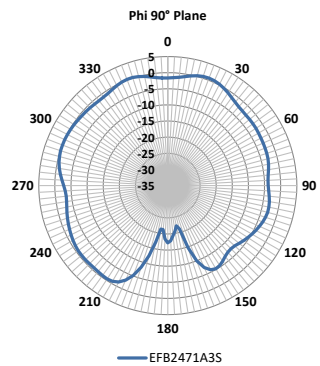
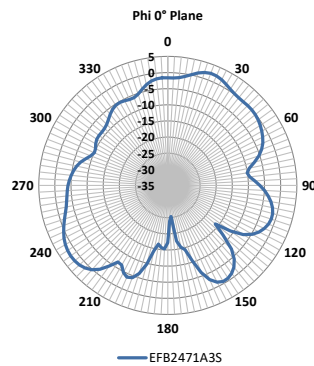
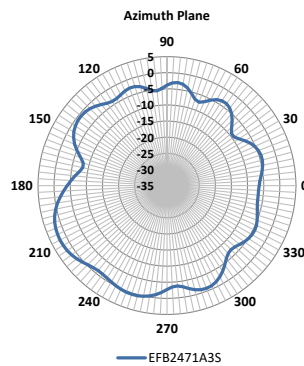
2500 MHz



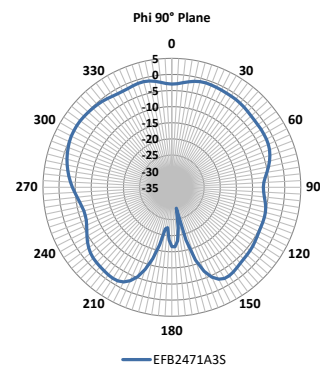
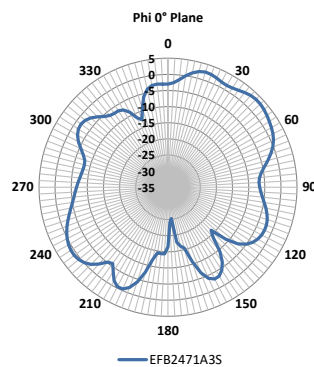
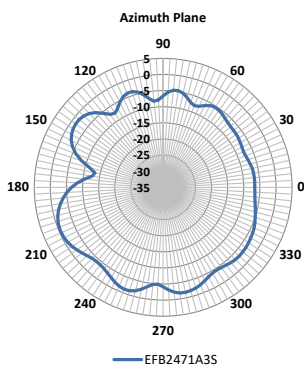
4900 MHz



5150 MHz

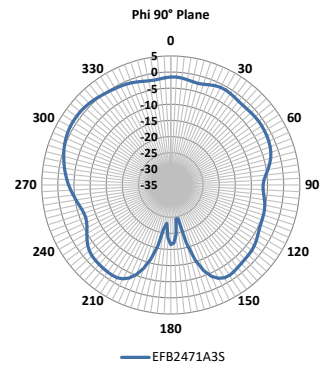
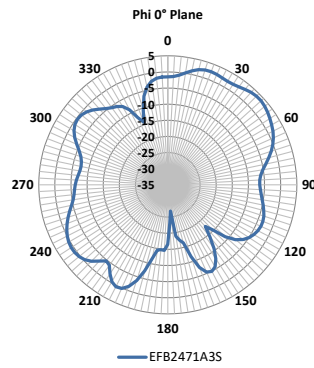
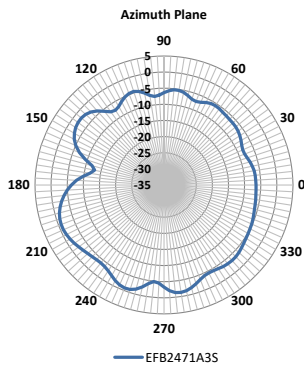


5470 MHz

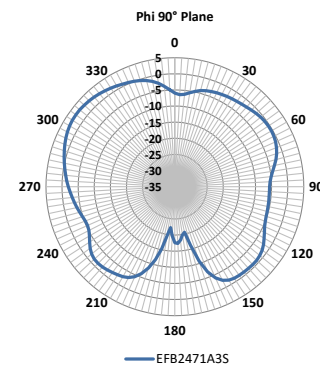
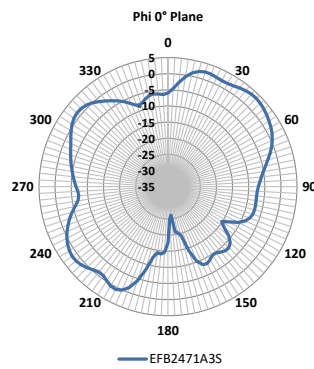
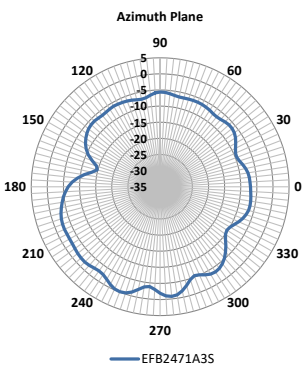


RADIATION PATTERNS

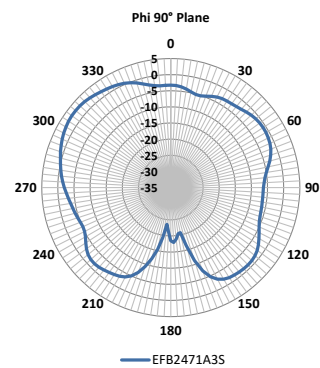
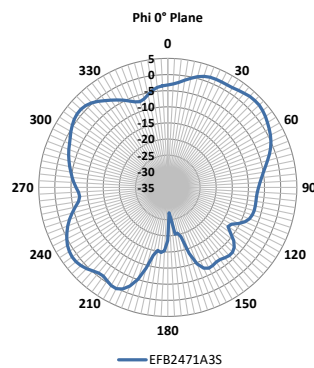
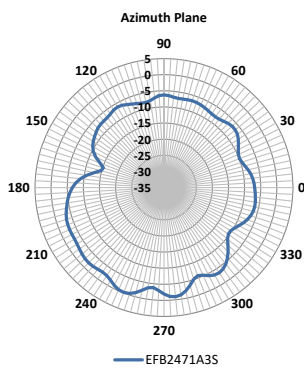
5500 MHz



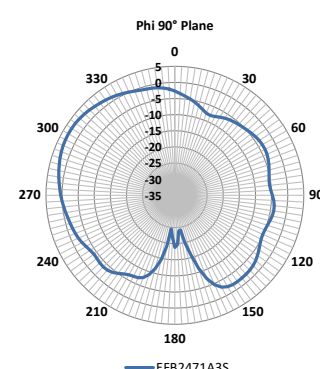
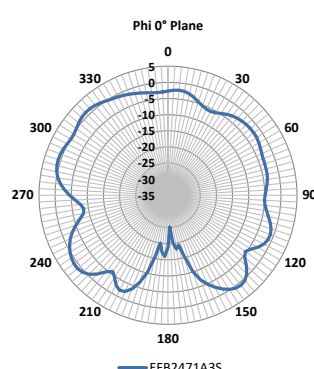
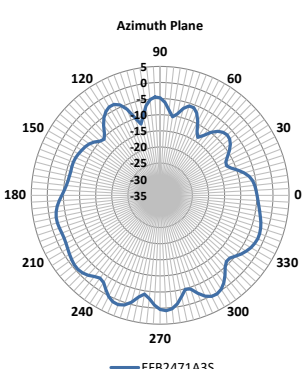
5850 MHz



5925 MHz

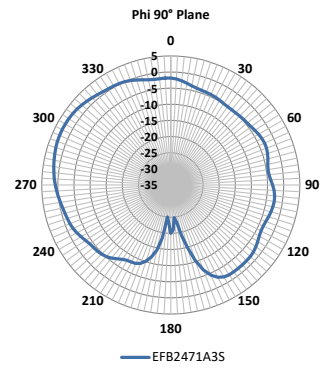
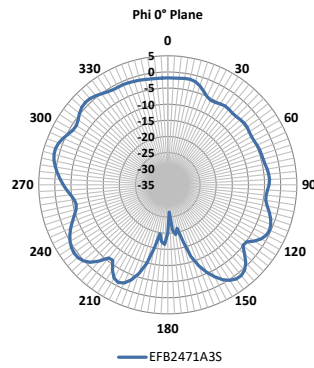
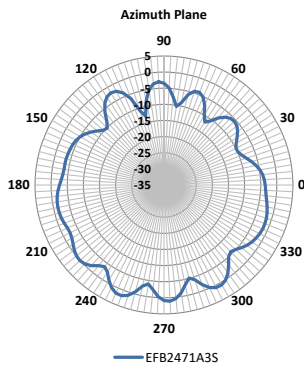


6425 MHz

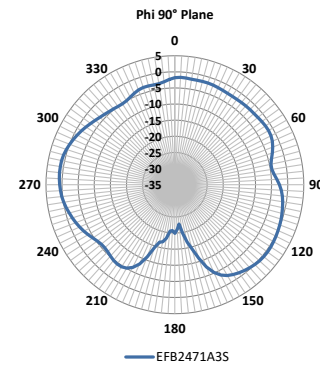
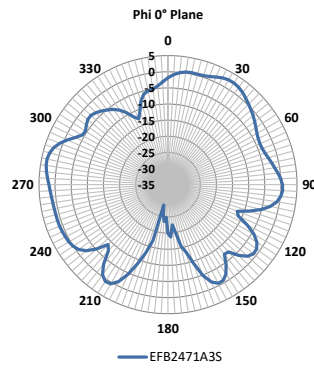
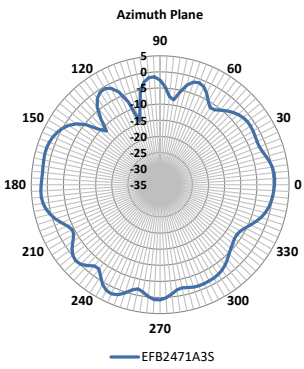


RADIATION PATTERNS

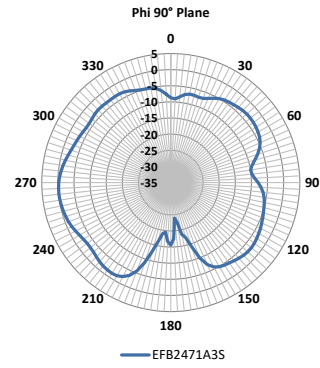
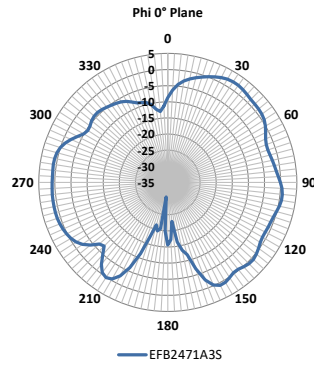
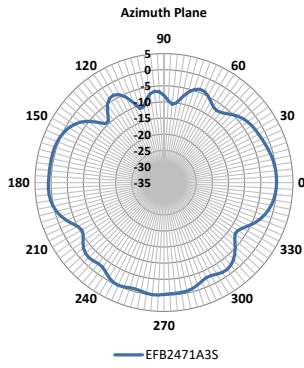
6525 MHz



6875 MHz



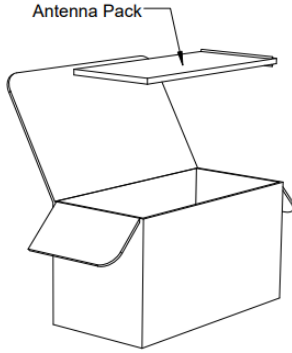
7125 MHz



PACKAGING INFORMATION

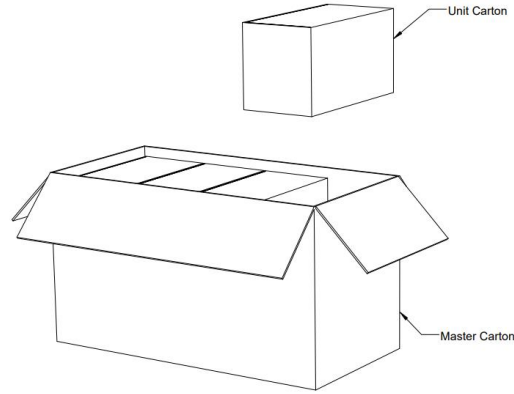
Carton Layout

Unit Carton



- Dimensions: 245 mm x 120 mm x 135 mm
- Weight: 0.22 kg
- Zipper bag 152 mm x 229 mm (10 antennas per bag)
- 20x zipper bags per carton (200 antennas total)

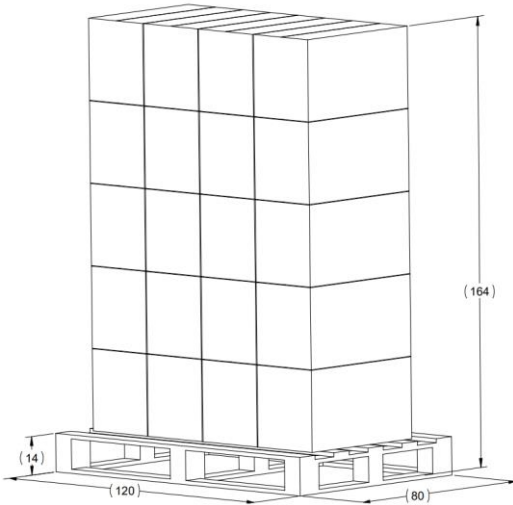
Master Carton



- Dimensions: 520 mm x 260 mm x 295 mm
- Weight: 2.4 kg
- Total of 8-unit cartons per master carton
- Total of 1600 antennas per master carton

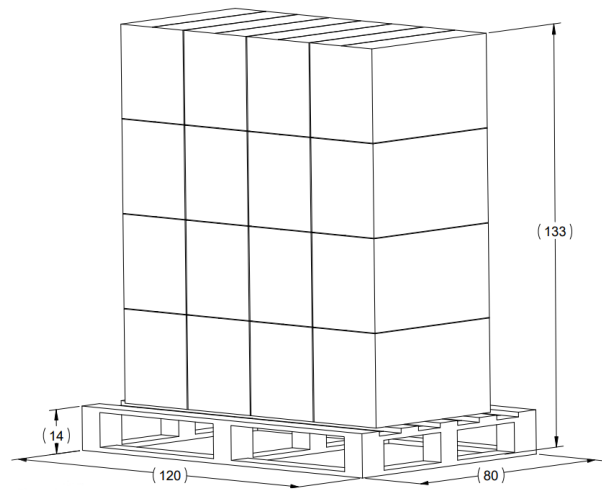
Pallet Layout

Ocean Shipping Pallet



- Pallet base dimensions: 120 cm x 80 cm x 14 cm
- Full loaded dimensions: 120 cm x 80 cm x 164 cm
- 20 master cartons (4 x 5 layout), 60 kg total
- 32000 antennas per pallet

Air Shipping Pallet



- Pallet base dimensions: 120 cm x 80 cm x 14 cm
- Full loaded dimensions: 120 cm x 80 cm x 133 cm
- 16 master cartons (4 x 4 layout), 50.4 kg total
- 25600 antennas per pallet



Laird warrants to the original end user customer of its products that its products are free from defects in material and workmanship. Subject to conditions and limitations Laird will, at its option, either repair or replace any part of its products that prove defective because of improper workmanship or materials. This limited warranty is in force for the useful lifetime of the original end product into which the Laird product is installed. Useful lifetime of the original end product may vary but is not to exceed five (5) years from the original date of the end product purchase.

Any information furnished by Laird Inc. and its agents is believed to be accurate and reliable. All specifications are subject to change without notice. Responsibility for the use and application of Laird materials rests with the end user, since Laird and its agents cannot be aware of all potential uses. Laird makes no warranties as to the fitness, merchantability or suitability of any Laird materials or products for any specific or general uses. Laird shall not be liable for incidental or consequential damages of any kind. All Laird products are sold pursuant to the Laird Terms and Conditions of sale in effect from time to time, a copy of which will be furnished upon request.

© Copyright 2021 Laird Connectivity All Rights Reserved. Laird, Laird Connectivity, and the Laird Logo, and other marks are trademarks or registered trademarks of Laird Inc. or an affiliate company thereof. Other product or service names may be the property of third parties. Nothing herein provides a license under any Laird or any third-party intellectual property rights.

sales@lairdconnect.com
support@lairdconnect.com
www.lairdconnect.com

