

DREMEL[®]

VERSATILE TOOL SYSTEMS[™]

Catalogue 2016



ONE 3D PRINTER.
COUNTLESS POSSIBILITIES.

DREMEL 3D
IDEA BUILDER

**100 Micron
Build Resolution**

**Pre-Installed Extruder
for Out of the Box Use**

**2
YEAR**
Limited
Warranty

**Fully Enclosed
Workspace**

**Removable
Build Platform**

**Active
Cooling Fan**

**Onboard
Software and
Full Colour
Touchscreen**

UL Certified



3D IDEA BUILDER ECO-SYSTEM



Content

**T
I
N
K
E
R
C
A
D**



**Content Creation
Applications**



Easy to Use Software



Dremel® Experts



**Dremel® 3D
Idea Builder**



Accessories



Website

ONE 3D PRINTER. COUNTLESS POSSIBILITIES.



Specification

Specification	Dremel® 3D Idea Builder
Extruder	Single extrusion
Extruder Temperature	Up to 230°C
Max. Build Volume (mm)	230 x 150 x 140
Layer Thickness (microns)	100
SD Card	Up to 32GB in size
Internal Storage (GB)	4

Contents: Dremel® 3D Idea Builder


Order Information




8 710364 076086
F0133D20NA

Accessories


PLA Filament



Deep Black 26153D02JA
Dremel Blue 26153D06JA
Gold Metal 26153D051JA



Grass Green 26153D07JA
Electric Orange 26153D04JA
Purple Orchid 26153D05JA



Racecar Red 26153D03JA
Silver Spoon 26153D50JA
Cotton White 26153D01JA



Natural White 26153D70JA

- Weight : 0.5Kg
- Diameter: 1.75 mm
- Length: 190 m
- Derived from plant based products
- Completely recyclable

Building Tape



3 included per pack
26153DBTAA

- Ensures adhesion
- Reduces shrinkage and warping
- Lifetime of 1 sheet; 100 prints

Customer Support

2 Year Warranty. After sales service provided by selected Bosch Service Agents.

Content Creation Software

CAD (computer-aided design) software



Tinkercad



Meshmixer



123D Sculpt




123D Design

For more information on the above software, please visit our website www.dremel3d.nz

Models and Content 3D Website

Content Sources



- Pre-loaded models on the printer
- Dremel 3D website
- Online databases such as, My Mini factory
- Design your own CAD Software using Autodesk 123D

3D Website




Website Features

- Product information on the printer and filament
- An online database of hundreds of free 3D models
- Download links to Autodesk 123D CAD Applications
- Product support including how-to videos, trouble shooting guides and an FAQ

ROTARY TOOL HINTS AND TIPS

1. Accessory Shank

The part of the Dremel® accessory that is inserted into the tool. Most of the Dremel® accessory shank sizes are 3.2mm. Other sizes include 2.4mm, 1.6mm and 0.8mm.




2. Collet Nut

Tightening the collet nut forces the collet's fingers inward, securing accessories for use. Avoid excessive tightening.



3. Collet

The most precise way to hold an accessory in a high speed rotary tool. Even at high speeds and maximum pressure, collet's stay tight. The collet is located underneath the collet nut inside the tool's shaft.



4. MultiChuck

Allows users to change accessories without the use of any collet in the tool. Works with the Dremel® corded and cordless high speed rotary tools, and all attachments except the router, cutting guide, grout removal, chainsaw sharpening and lawnmower sharpening attachments.



5. Shaft

The rotating part of the Dremel® rotary tool where the collet is inserted. The shaft is threaded for attaching the collet nut or the MultiChuck.

Using Mandrel 401:

Screw accessory on to the mandrel firmly.



Using Mandrel 402*:

Loosen screw, replace accessory, tighten screw. Do not overtighten.



Changing sand band of a sanding drum*:

Loosen screw, pull old band off the rubber bushing, replace with new band, tighten screw.



Attaching an accessory to the tool using the collet and collet nut

1. Your tool comes with an 3.2mm collet and collet nut
2. Now determine the accessory shank size
3. Select a collet to fit the shank diameter of the accessory
4. Depress shaft lock button
5. Loosen and remove collet nut
6. Insert properly sized collet
7. Replace but do not tighten collet nut
8. Insert shank of accessory
9. Tighten collet nut

*Hint: For loosening the tightening screws use the bottom of the Rotary Tool Change Wrench

Powerful 125W Motor

allows working with all Dremel® accessories and attachments.



2 Speed Settings

Ideal Multitool for first time users

Specification	Dremel®200
Input Power (W)	125
Voltage (V)	230
Weight (kg)	0.55
No Load Speed	15,000 – 35,000 1/min
Compatible with attachments	Refer to page 13 – 15

Contents Dremel® 200 Series (200-1/21)

Carving / Engraving / Routing



Grinding / Sharpening



Cleaning / Polishing



Cutting



Sanding



Collets / Mandrels / Misc.



Kit



Order Information



3 165140 797887 > F0130200NH

High Performance Motor

Insulating air gap between motor and housing to eliminate direct heat transfer to hand.

**Replaceable Brushes**

Replacement brushes for a longer lifetime.

**Specification****Dremel® 3000**

Input Power (W)	130
Variable Speed (rpm)	10,000 - 33,000
Weight (kg)	0.62
Compatible with Attachments	Refer to page 13-15

Contents:**Dremel® 3000 Series (3000-1/26)****Dremel® 3000 Series (3000-2/30)****Carving / Engraving / Routing**

191



191

Grinding / Sharpening

932



541



932



84922

Cleaning / Polishing

403



428



414(2)



421



429(3)



414



421



428



429

Cutting

420(5)



426



561



420(2)



426(2)



561

Sanding

407



408



432(2)



445(2)



407



408(2)



411(3)/412(3)/413(2)



432(2)



445(2)

Collets / Mandrels / Misc.

150



401



402



480



401



402



480

Attachments

Cutting Guide



Cutting Guide



Flex Shaft

Kit**Order Information**

8

710364

056934

F0133000PM



8

710364

056941

F0133000PN

Electronic Feedback

Maintains speed under load.



Quick Collet Lock

For fast accessory changes.

5
YEAR
Limited
Warranty



Specification

Dremel® 4000



Input Power (W)	175
Variable Speed (rpm)	5,000 – 35,000
Weight (kg)	0.53
Compatible with Attachments	Refer to page 13-15

Contents:

Dremel® 4000 Series (4000-3/36)

Dremel® 4000 Series (4000-4/50)


Carving / Engraving / Routing





Grinding / Sharpening




Cleaning / Polishing




Cutting



Sanding



Collets / Mandrels / Misc.



Attachments



Kit



Order Information





Specification

Dremel® 4200

Input Power (W)	175
Variable Speed (rpm)	5,000 – 35,000
Weight (kg)	0.53
Compatible with Attachments	Refer to page 13-15

Contents: Dremel® 4200 Series (4200-7/40)

Carving / Engraving / Routing			
Grinding / Sharpening			
Cleaning / Polishing			
Cutting			
Sanding			
Collets / Mandrels / Misc.			
Attachments			



Order Information



CORDLESS ROTARY

DREMEL 8220 SERIES

Does it All, Unplugged.™

2
YEAR

Limited
Warranty



DREMEL MICRO

Brilliantly Powerful.™

2
YEAR

Limited
Warranty



Specification Dremel® 8220

Voltage (V)	12 max (10.8V)
Variable Speed (rpm)	5,000 – 30,000
Battery (rechargeable)	Lithium-Ion
Charge Time (hour)	1
Weight (kg)	1.6
Compatible with Attachments	Refer to page 13-15

Specification Micro™

Voltage (V)	8V max
Variable Speed (rpm)	5,000 – 28,000
Battery (rechargeable)	Lithium-Ion
Charge Time (hour)	3 hrs 45 mins
Weight (kg)	0.23

Contents:

Dremel® 8220 Series (1/28) Lithium-Ion

Grinding / Sharpening



8193 541

Cleaning / Polishing



414(4) 429(4) 425(4) 421

Cutting



426 561

Sanding



407 408(2) 432(3) 445(3)

Collets / Mandrels / Misc.



401 402 480

Attachments



Cutting Guide

Kit



Order Information



3 165140 797856 F0138220AJ

Contents:

Dremel® Micro™ 8050-N/18

Carving / Engraving / Routing




191 125 105

Grinding / Sharpening



84922

Cleaning / Polishing



414(2) 421 429(2) 530

Cutting



426

Sanding



432 407 408 445

Collets / Mandrels / Misc.



401 402 480

Kit



Order Information



0 80596 02661 5
F0138050NF

DREMEL[®] SAW-MAX™**2**
YEARLimited
Warranty**DREMEL[®] VERSATIP™**

Cordless 6 in 1. Use anywhere. Use anytime.™

2
YEARLimited
Warranty**Specification Dremel[®] Saw-Max™**

Input Power (W)	710
Speed (rpm)	17,000
Disc Diameter (mm)	77
Cutting Depth (mm)	21.5
Weight (kg)	1.8
Compatible with Accessories	Refer to page 26

Specification Dremel[®] Versatip™

Burn Time (min)	30 – 60
Tank Capacity	17 ml / 9 g
Temperatures (°C)	1200 (open air)
	680 (hot air)
	550 (tips)
Weight (kg)	0.135

Dremel[®] Versatip™ Replacement Tip

Soldering Tip 201 (x2)	26150201JA
------------------------	------------

Contents:**Dremel[®] Saw-Max™
(SM20-01)****Cutting**

DSM500-RW



DSM510C-RW



DSM520C-RW



DSM540-RW

AttachmentsTRSM 810 Dust
Extraction Port**Kit****Order
Information**

8 710364 057740

F013SM20NE

Contents:**Dremel[®] Versatip™
(2000-6)****Misc.**Soldering Tin with Blue Cap, Soldering
Sponge + Sponge Box, 2 Wrenches:
1 x 7mm Wrench, 1 x 8mm Wrench**Tips**Interchangeable Tips (L-R):
Soldering Tip, Cutting Knife, Hot Knife,
Flat Wide Flame Head, Reflector,
Hot Blower Head**Kit****Order
Information**

8 710364 037582

F0132000JA

SPECIALTY TOOLS

DREMEL ENGRAVER

Does it All, Unplugged.™

2
YEAR

Limited
Warranty



2
YEAR

Limited
Warranty



Specification Dremel® Engraver

Power Input (W)	35
Voltage (V)	230
Strokes Per Minute (spm)	6000
Weight (kg)	0.31

Specification Dremel® Glue Gun 930

Voltage (V)	100 - 240
Weight (kg)	0.20
Length (cm)	14
Dual Temperature	105 / 165°C
Glue Stick Diameter (mm)	7

Contents: Dremel® Engraver

Engraving



Engraver
Tip

Misc.



Template

Kit



Order Information



8 710364 067282

F0130290BA

Contents: Dremel® Glue Gun 930

Misc.

12 Coloured 7mm Glue Sticks
3 Clear 7mm High Heat Glue Sticks
3 Clear 7mm Low Heat Glue Sticks

Kit




Order Information



8 710364 077076 >

F0130930NA



SPECIALITY TOOLS

DREMEL MOTO-SAW™

Portable. Precise. Easy.™

2
YEAR
Limited
Warranty



Specification Dremel® Moto-Saw™ (MS20-NE)

Input Power (W)	60
Variable Speed (spm)	1500 – 2250
Max. Cutting Depth (mm)	18
Throat Depth (mm)	250
Stroke Length (mm)	8
Weight (kg)	1.1

OSCILLATING TOOLS

DREMEL MULTI-MAX™ 8300

QUICK FIT™
2
YEAR
Limited
Warranty




Specification Multi-Max™ 8300-01

Voltage (V)	10.8
Power (W)	N/A
Variable Speed (opm)	5,000 – 21,000
Oscillation Angle (° L/R)	1.5
Battery (rechargeable)	Lithium-Ion
Charge Time (hours)	1
Weight (kg)	0.82


Contents:

Dremel® Moto-Saw™ (MS20-NE)

Cutting



Attachments



Kit



Order Information




F013MS20NE

Contents:

Dremel® Multi-Max™ 8300-01

Cutting



Sanding



Kit



Order Information



F0138300NA

ROTARY ATTACHMENTS

WorkStation™

(220-01 / Part No. 26150220AA)

Contents: Combined Drill Press and Tool Holder.

Holds your rotary tool in place for applications like sanding, buffing, drilling, etc. Includes telescopic flex shaft holder.



Flex Shaft

(225-01 / Part No. 26150225AB)

Contents: Flexible Shaft - length 1070mm, Driver Cap.

Ideal attachment for precise, detailed work or hard to reach places.




Shaper / Router Table

(231 / Part No. 26150231AA)

Contents: Shaper / Router Table.

Converts your Dremel® tool into a bench mounted tool for precise routing, shaping and sanding.



Plunge Router Attachment

(335-01 / Part No. 26150335AA)

Contents: Plunge Router Attachment, Edge Guide, Circle Guide, Guide Bushing Set, Wrench.

Turn your corded Dremel® rotary tool into a mini plunge router perfect for forming decorative edges, cutting straight slots or routing freehand.



Rotary Shield Attachment

(A550 / Part No. 2615A550AB)

Contents: Rotary Shield Attachment, Mandrel (EZ402), 1 1/2" Reinforced Cut-Off Wheel (EZ456). 3/4" Carbon Steel Brush (428), 5/8" Aluminium Oxide Grinding Stone (8193).

Provides a clear and simple solution for redirecting debris and sparks away from the user without interfering with the task at hand.



ROTARY ATTACHMENTS

Multi Purpose Cutting Kit

(565 / Part No. 26150565AC)

Contents: Cutting Guide, 2 x Plasterboard Cutting Bits (560), 1 x Multipurpose Cutting Bit (561).

Allows for sturdy, controlled cuts in a variety of materials including: plasterboard, laminate, fibreglass, plastic and vinyl siding.



Wall Tile Cutting Kit

(Short Code 566 / Part No. 26150566AE)

Contents: Cutting Guide, Tile Cutting Bit (562)

(not for use on ceramic floor tiles).

Ideal uses include cutting around fixtures or plumbing during bathroom or kitchen tile installations and creating mosaics.



Wall & Floor Grout Removal Kit

(568 / Part No. 26150568AB)

Contents: Grout Removal Attachment, 1.6mm Grout Removal Bit (569).

Keeps the cutting bit at the perfect cutting angle and centred between the tiles.



Right Angle Attachment

(575 / Part No. 26150575AD)

Contents: Right Angle Attachment, Driver Cap.

Ideal for drilling, grinding or cutting, all sorts of hard-to-reach areas.



Sanding / Grinding Guide

(A576 / Part No. 2615A576AA)

Contents: Sanding / Grinding Guide.

Features flat and angled areas to enable sanding and grinding at both 90 and 45 degrees and is adjustable up to one half inch in height.



ROTARY ATTACHMENTS

Detailer's Grip

(A577 / Part No. 2615A577AA)

Contents: Detailer's Grip Attachment.

Offers enhanced grip and comfort for detailed applications.



Mini Saw Attachment

(670 / Part No. 26150670AC)

Contents: Mini Saw Attachment, Rip/Cross-Cut Blade (546), Driver Cap.

Transforms your Dremel® tool into a precision circular saw for fine, clear and straight cuts in all sorts of wood.



Sharpening Kit

(A679-02 / Part No. 26150679AD)

Contents: Garden Tool Sharpening Attachment, Lawn Mower Sharpening Attachment, Sharpening Stones (453, 454, 455, 932).

Ideal for sharpening blades.



Multi-Vise™

(2500-01 / Part No. 26152500JB)

Contents: Dremel® Multi-Vise™, Removable Soft-Pads, Tool Holder Adapter.

Rotates 360° and tilts 50° allowing the user to lock the workpiece in any position. Clamps to any workbench, table or countertop.



Circle Cutter & Straight Edge Guide

(678-01 / Part No. 26150678AE)

Contents: Circle Cutter Attachment and Straight Edge Guide.

Makes circles from 1.9-30 cm and the Straight Edge Guide allows routing or cutting in a straight line.



ROTARY ACCESSORY KITS

110 / 160 PIECE ACCESSORY KITS

110 Piece Accessory Kit



160 Piece Accessory Kit



Contents: Dremel® 709-RW Kit

Carving / Engraving / Routing	191		
Grinding / Sharpening	83142 953	84922	952
Cleaning / Polishing	428 429(4)	414(4)	421
Cutting	409(12) 540	420(12)	426
Sanding	407 412(13) 431(6)	408(6) 413(13) 432(6)	411(14) 430 438(5)
Collets / Mandrels / Misc.	401(2) Wrench	402	415

Contents: Dremel® 710-RW Kit

	191		
	84922	932	952
	428 429(5)	414(5)	421
	EZ456(2) 407	EZ476	
	412(25) 431(15)	408(15) 413(25) 432(15)	411(25) 430 438(15)
	401 Wrench	402	EZ402

Order Information



8 710364 053636
26150709AD



8 710364 053629
26150710AK

ROTARY ACCESSORY KITS

DREMEL® EZ LOCK™ ACCESSORY KITS

EZ Lock™ / Sanding/Grinding Kit (x18)



EZ Lock™ Cutting Kit (x11)



Contents:

Dremel® EZ686-01 Kit

Dremel® EZ688-01 Kit

Carving /
Engraving /
Routing

Grinding /
Sharpening

EZ451GR 84992 952

Cleaning /
Polishing

511E

Cutting

EZ409(3) EZ456(4) EZ476(3)

Sanding

EZ411SA(2) EZ412SA(2)
EZ413SA(2) 408(3) 432(3)

Collets /
Mandrels /
Misc.

EZ407 EZ402

EZ402

Order
Information



26150686AA



2615E688AB

ROTARY ACCESSORY KITS

MINI ACCESSORY KITS

Cleaning / Polishing Kit (x20)






Multi Purpose Kit (x52)



Carving/Engraving Kit (x11)



Contents:	Dremel® 684-01 Kit	Dremel® 687-01 Kit	Dremel® 689-01 Kit
Carving / Engraving / Routing		194	105 106 107 108 7103 7134
Grinding / Sharpening		952 85422	83142 84922 83322 83702
Cleaning / Polishing	403 404 405 428 520 414(6) 422 425(2) 429(3) 421	403 414(2) 429(2) 421	
Cutting		409(36) 426	
Sanding		407 408 432(2)	
Collets / Mandrels / Misc.	401 402	401 402	481
Order Information	 26150684AA	 26150687AA	 26150689AD

ROTARY ACCESSORY GUIDE

Carving / Engraving / Routing

Engraving Cutters - For Carbon Plexi, Plastic, Rubber, Soft Metal, Hard/Soft Wood



105 (x2)
0.8mm
26150105AE



106 (X2)
1.6mm
26150106AC



107 (x2)
2.4mm
26150107AE



108
0.8mm
26150108AC



109
1.6mm
26150109AC



110
2.0mm
26150110AC



111
0.8mm
26150111AC



113
1.6mm
26150113AC

High Speed Cutters - For Carbon, Plexi, Plastic, Rubber, Soft Metal, Hard/Soft Wood



114
7.8mm
2615000114



115 (x2)
7.9mm
26150115AC



117 (x2)
6.4mm
26150117AC



118
3.2mm
2615000118



121
6.4mm
2615000121



125 (x2)
6.4mm
26150125AC



134
6.4mm
2615000134



144
7.8mm
2615000144



190
2.4mm
2615000190



191
3.2mm
2615000191



192 (x2)
4.8mm
26150192AC



193
2.0mm
2615000193



194 (x2)
3.2mm
26150194AC



196 (x2)
5.6mm
26150196AC



199
9.5mm
2615000199

Diamond Wheel Points - For Porcelain, Ceramics, Brass, Hardened Steel, Gold, Silver, Copper, Glass



7103
2.0mm
26157103AE



7105
4.4mm
26157105AC



7120
6.7mm
26157120AC



7122
2.4mm
26157122AC



7123
4.8mm
26157123AC



7134
2.0mm
26157134AE



7144
2.4mm
26157144AE

Carving / Engraving / Routing

**Tungsten Carbide Cutters -
For Ceramics, Hard Wood, Hardened Steel, Aluminium, Stainless Steel,
Cast Iron, Plastic**



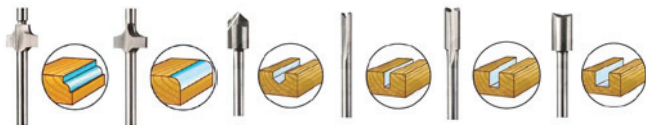
9901 3.2mm 2615009901	9902 2.4mm 2615009902	9903 3.2mm 2615009903	9904 2.4mm 2615009904	9905 3.2mm 2615009905	9906 3.2mm 2615009906	9909 3.2mm 2615009909	9910 3.2mm 2615009910	9911 3.2mm 2615009911
-----------------------------	-----------------------------	-----------------------------	-----------------------------	-----------------------------	-----------------------------	-----------------------------	-----------------------------	-----------------------------

**Structured Tooth Tungsten Carbide Cutters -
For Hard/Soft Wood, Laminates, Soft Metal, Rubber, Epoxy, Plastic**



9931 6.4mm 2615009931	9934 7.8mm 2615009934	9936 19.0mm 2615009936
-----------------------------	-----------------------------	------------------------------

**Router Bits (HSS) -
For Hard/Soft Wood, Rubber, Plastic, Plexi, Carbon
Use with #355 Plunge Router and #231 Shaper/Router Table**



612 2.4mm 2615000612	615 3.2mm 2615000615	640 6.4mm 2615000640	650 3.2mm 2615000650	652 4.8mm 2615000652	654 6.4mm 2615000654
----------------------------	----------------------------	----------------------------	----------------------------	----------------------------	----------------------------

Router Bit Set



692 (x6)
2615069200
Set Contains:
1 x 612, 1 x 615, 1 x 617, 1 x 618, 1 x 650, 1 x 654

ROTARY ACCESSORY GUIDE

Grinding / Sharpening

**Aluminium Oxide Grinding Wheel -
For Soft Metal, Brass, Hardened Steel, Gold, Silver, Stainless Steel, Cast Iron, Copper**



541 (x2)
25.4mm
2615000541

**Aluminium Oxide Grinding Stones -
For Soft Metal, Brass, Hardened Steel, Gold, Silver, Stainless Steel, Cast Iron, Copper**



911	932	952	953	997	8153	8175	8193	8215
11.1mm	9.5mm	9.5mm	6.4mm	3.2mm	4.8mm	9.5mm	15.9mm	25.4mm
2615000911	2615000932	2615000952	2615000953	2615000997	2615008153	2615008175	2615008193	2615008215

**Silicon Carbide Grinding Stones -
For Porcelain, Brick, Marble, Granite, Ceramics, Glass**



83142	83322	83702	84922 (x2)	85422	85602
7.0mm	3.2mm	3.2mm	4.8mm	19.8mm	10.3mm
2615083142	2615083322	2615083702	261584922C	2615085422	2615085602

**Chainsaw Sharpening Grinding Stones -
For Soft Metal, Stainless Steel, Cast Iron**



453 (x2)
4.0mm
2615000453

454 (x2)
4.7mm
2615000454

455 (x2)
5.5mm
2615000455

453 Use with Sharpening Attachment #679A **454** Use with Sharpening Attachment #679A **455** Use with Sharpening Attachment #679A

ROTARY ACCESSORY GUIDE

Cutting

Dremel® EZ Lock™ Starter Kit -

For Brick, Marble, Plasterboard, Gas Concrete, Ceramics, Soft Metal, Brass, Hardened Steel, Gold, Aluminium, Silver, Stainless Steel, Cast Iron, Copper, Plastic



EZ406

Kit Contains:

EZ402 Mandrel, EZ456 Cutting Wheels (x5)

38.1mm

2615E406AD

Cut-Off Wheels -

For Brick, Marble, Plasterboard, Gas Concrete, Ceramics, Soft Metal, Brass, Hardened Steel, Gold, Aluminium, Silver, Stainless Steel, Cast Iron, Copper, Plastic



409 (x36)
23.8mm
2615000409

EZ409 (x5)
38.1mm
2615E409AA

420 (x20)
23.8mm
2615000420

426 (x5)
31.8mm
2615000426

426B (x20)
31.8mm
2615426BAA

540 (x5)
31.8mm
2615000540

EZ456 (x5)
38.1mm
2615E456AE

EZ456B (x12)
38.1mm
2615E456AF

EZ476 (x5)
38.1mm
2615E476AC

Diamond Wheel -

For Tiles, Porcelain, Brick, Marble, Plasterboard, Gas Concrete, Granite, Ceramics



545

22.2mm
26150545AB



EZ545

38.1mm
2615E545AA

Cutting / Shaping Wheel -

For Chipboard, Fibreboard, Hard/Soft Wood, Laminates, Plywood



543

31.8mm
(Mandrel Incl)
26150543AA



EZ544

38.1mm
2615E544AA

Rip / Cross-Cut Blade -

For Hard/Soft Wood, Plywood, Fibrewood, Laminates, Chipboard



546
31.8mm
(48 Teeth)
26150546AA



546 - Use only with Dremel® Mini Saw
Attachment #670 (refer to page 15)

ROTARY ACCESSORY GUIDE

Cutting

**Spiral Cutting Bits –
For Brick, Plasterboard, Gas
Concrete, Ceramics, Hard/Soft Wood,
Aluminium, Plastic, Plexi**

**Grout Removal Bits –
For Grout Removal**



Precision Drill Bit Set



628 (x7)
Set Contains: 0.8, 1.2, 1.6, 2.0, 2.4, 2.8 and 3.2mm bits.
26150628AA

Cleaning / Polishing

**Rubber Polishing Points –
For Marble, Granite, Ceramics, Soft
Metal, Stainless Steel, Cast Iron**

**Bristle Brushes –
For Soft Metals, Brass, Hardened
Steel, Gold, Aluminium, Silver,
Stainless Steel, Cast Iron, Copper**



**Polishing Wheels –
For Soft Metal, Brass, hardened Steel, Gold, Aluminium, Silver, Stainless
Steel, Copper, Plastic, Plexi**



ROTARY ACCESSORY GUIDE

Cleaning / Polishing

Stainless Steel Brushes –
For Soft Metal, Brass, Hardened Steel, Gold, Aluminium, Silver, Stainless Steel, Cast Iron, Copper



530
19.1mm
2615000530



531
12.7mm
2615000531



532
3.2mm
2615000532



428
19.1mm
2615000428



442
13.0mm
2615000442



443
3.2mm
2615000443

Brass Brushes –
For Soft Metal, Brass, Hardened Steel, Gold, Aluminium, Silver, Stainless Steel, Cast Iron, Copper



535
19.1mm
2615000535



536
13.0mm
2615000536



537
3.2mm
2615000537

Sanding

Sanding Bands –
For Hard/Soft Wood, Soft Metal, Brass, Hardened Steel, Gold, Aluminium, Silver, Stainless Steel, Copper, Rubber, Plastic, Plexi



EZ407
12.7mm
2615E407AA



408 (x6)
12.7mm
2615000408



430
6.4mm
2615000430



431 (x6)
6.4mm
(60 Grit)
2615000431



432 (x6)
12.7mm
(120 Grit)
2615000432



438 (x6)
6.4mm
(120 Grit)
2615000438

Flapwheels –
For Hard/Soft Wood, Soft Metal, Brass, Hardened Steel, Gold, Aluminium, Silver, Stainless Steel, Copper, Rubber, Plastic, Plexi



502
28.6mm
(80 Grit)
2615000502



504
28.6mm
(80 Grit)
2615000504

EZ Lock™ Abrasive Buffs –
For Laminates, Plywood, Hard/Soft Wood, Aluminium, Plastic, Soft Metal, Brass, Glass



511E (x2) 19.0mm
(1 x 180 Grit)
(1 x 180 Grit)
2615E511AA



512E (x2) 19.0mm
(2 x 320 Grit)
2615E512AC

ROTARY ACCESSORY GUIDE

Sanding

**Sanding Discs –
For Chipboard, Fibreboard, Hard/Soft
Wood, Laminates, Plywood**



411 (x36)
19.1mm
(180 Grit)
2615000411



412 (x36)
19.1mm
(220 Grit)
2615000412



413 (x36)
19.1mm
(240 Grit)
2615000413

**EZ Lock™ Abrasive Wheels –
For Aluminium, Soft Metal, Brass,
S/Steel, Vinyl, Hard/Soft Wood**



EZ471SA
25.4mm
(36 Grit)
2615E471AA



EZ472SA
25.4mm
(120 Grit)
2615E472AA



EZ473SA
25.4mm
(220 Grit)
2615E473AA

Collets / Mandrels / Miscellaneous

Collets



480
3.2mm
2615000480



481
2.4mm
2615000481



482
1.6mm
2615000482



483
0.8mm
2615000483



485 (1+4)
Set Contains: 1 x 480, 1 x
481, 1 x 482, 1 x 483 and 1 x
Collet Nut
2615004485

MultiChuck



4486
Clamping Range
0.8 – 3.2mm
2615004486

Wrench



Rotary Tool Change Wrench
2610930692

Mandrels



401
3.2mm
Use with 414, 422, 429
2615000401



402
3.2mm
Use with 409, 411, 412, 413, 420,
426, 450
2615000402



EZ402
3.2mm
Use with EZ406, EZ409, 423E, EZ456,
EZ456B, EZ471SA, EZ472SA, EZ473SA,
EZ476, 511E, 512E, EZ544, EZ545
2615E402AC

SPECIALTY ACCESSORIES

Dremel® Saw-Max

Cutting



DSM500-RW
Multi-Purpose Carbide Wheel
2615S500NA



DSM510C-RW (x3)
Metal Cut-Off Wheel
2615S510NC



DSM520C-RW (x3)
Masonry Cut-Off Wheel
2615S520NC



DSM540-RW
Tile Diamond Wheel
2615S540NA

Cutting



DSM600-RW
Multi-Purpose Flush Cut
Carbide Wheel
2615S600NA



DSM700-RW (x7)
Cutting Kit. Includes:
DSM500-RW, DSM510-RW(x3),
DSM520-RW(x2), DSM540-RW
2615S700AA

Attachments



SM840
Miter Trim Cutting Guide
2615S840AA



TRSM800
Straight Edge Guide
2615T800AB

Dremel® Moto-Saw™

Cutting



MS51-01 (x5)
Wood/Plastic (x4)
+ Side Blade (x1)
2615MS51AA



MS52-01 (x5)
Wood Finishing (x4)
+ Side Blade (x1)
2615MS52AA



MS53-01 (x5)
Sheet Metal
2615MS53AA



201 (x2)
Soldering Tips
26150201JA

Dremel® Versatip™

Tips

OSCILLATING ACCESSORIES

Cutting



MM385-01 (x5)
Cutting Accessory Kit
MM422, MM440, MM450 (x3)
2615M385AA



MM389 (x6)
Cutting Accessory Kit with
Universal Acc Adaptor MM300,
MM480, MM482, MM450 (x3)
2615M389AA



MM422
3/4" Wood/Metal Blade
2615M422AA



MM422B (x3)
3/4" Wood/Metal Blade
2615M422AB

OSCILLATING ACCESSORIES

Cutting



MM430
Multi Knife
2615M430AA



MM435
Drywall Jigsaw
2615M435AA



MM440
3/4" Wood Blade
2615M440AA



MM440B (x3)
3/4" Wood Blade
2615M440AB

Cutting



MM450
3" Wood & Drywall Blade
2615M450AC



MM450B (x3)
3" Wood & Drywall Blade
2615M450AD



MM470
Longer Flush Cutting Wood Blade
2615M470AA



MM720
Multi-Flex System
2615M720AA

Grout Removal

Wall Grout, Floor Grout

Scraping



MM500
Carbide Grout Blade 1/8"
2615M500AC



MM501
Carbide Grout Blade 1/16"
2615M501AC



MM600
Rigid Scraper
2615M600AA



MM610
Flexible Scraper
2615M610AA

Sanding



MM14
Hook & Loop Sand Pad
2615M014AA



MM70P (x6)
Paint Sanding Pads
60 (x2), 120 (x2)
& 240 (x2) Grit
2615M70PAA



MM70W (x6)
Wood Sanding Pads
60 (x2), 120 (x2)
& 240 (x2) Grit
2615M70WAA



MM80P (x18)
Paint Sanding Pads
60 (x6), 120 (x6)
& 240 (x6) Grit
2615M80PAA



MM80W (18)
Wood Sanding Pads
60 (x6), 120 (x6)
& 240 (x6) Grit
2615M80WAA

Grinding Cement, Tile Adhesives, Stone, Rasp Wood

Attachments



MM920
24 Grit Carbide Rasp
2615M920AA



MM300
Dremel® Accessory Adaptor
2615M300AA



MM820
Assist Handle
2615M820AA

DREMEL®

VERSATILE TOOL SYSTEMS™

AVAILABLE FROM:


Robert Bosch (New Zealand) Ltd.

Phone: 0800 543 353

Fax: 0800 428 570

www.dremel.co.nz

www.dremel3d.nz

 [dremelnz](https://www.facebook.com/dremelnz)



F005XC0012 COO'EE 04/2016 - DREMEL0223

While every care has been taken in the preparation of this publication, Bosch does not warrant the accuracy or completeness of the information in this publication and accepts no responsibility for any errors or omissions. Bosch reserves the right to alter specifications and product range without notice. To the extent permitted by law, Bosch excludes all liability, including negligence, for any loss incurred in reliance on the contents of this publication.