



IQXT-205-3

IQXT-205-3 is a 2.0 x 1.6mm SMD Temperature Compensated Crystal Oscillator (TCXO) in a hermetically sealed package with a wide operating temperature range.

Model Name	Description
IQXT-205-3-18	A 1.8V version
IQXT-205-3-25	A 2.5V version
IQXT-205-3-28	A 2.8V version
IQXT-205-3-30	A 3.0V version
IQXT-205-3-33	A 3.3V version

ISSUE 1; March 2018

Description

- IQXT-205-3-18 is a 2.0 x 1.6mm SMD Temperature Compensated Crystal Oscillator (TCXO) in a hermetically sealed package with a wide operating temperature range.
- Developed frequencies: 16.368, 16.369, 19.2, 26.0, 33.6, 38.4 and 52.0MHz

Frequency Parameters

- Frequency 13.0MHz to 52.0MHz
- Frequency Tolerance Max $\pm 1.50\text{ppm}$
- Tolerance Condition @ 25°C $\pm 2^\circ\text{C}$
- Frequency Stability $\pm 0.50\text{ppm}$
- Ageing $\pm 1\text{ppm}$ max per year @ 25°C $\pm 2^\circ\text{C}$
- Frequency Tolerance: Referred to nominal frequency before reflow soldering.
- IR Reflow Resistance (@ 25°C $\pm 2^\circ\text{C}$ ref to frequency before reflow): $\pm 1\text{ppm}$ max, 24hrs after reflow
- Supply Voltage Variation (@ $\pm 5\%$ change): $\pm 0.1\text{ppm}$ max
- Load Variation (@ $\pm 10\%$ change): $\pm 0.1\text{ppm}$ max

Electrical Parameters

- Supply Voltage 1.8V $\pm 5\%$
- Absolute Maximum Ratings: Supply Voltage: -0.6V to 4.6V

Operating Temperature Ranges

- -40 to 105°C

Output Details

- Output Compatibility Clipped Sine
- Drive Capability 10k Ω //10pF
- Output: DC coupled
- Output Level: 0.8V pk-pk min
- Start Up Time (90% of V pk-pk): 2ms max
- Start Up Time (within $\pm 0.5\text{ppm}$): 2ms max

Noise Parameters

- Phase Noise (typ): -135dBc/Hz @ 1kHz

Environmental Parameters

- Storage Temperature Range: -40 to 105°C

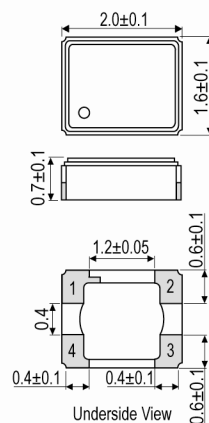
Ordering Information

- *Minimum info required
 - Frequency*
 - Model*
 - Output
 - Frequency Stability (over operating temperature range)*
 - Operating Temperature Range*
 - Supply Voltage
- Example
 - 26.0MHz IQXT-205-3-18
 - Clipped Sine $\pm 0.5\text{ppm}$ -40 to 105C 1.8V

Compliance

- RoHS Status (2011/65/EU) Compliant
- REACH Status Compliant
- MSL Rating (JDEC-STD-033): Not Applicable

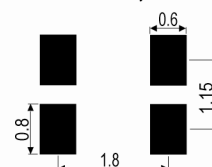
Outline (mm)



Pad Connections

1. GND
2. GND
3. Output
4. +Vs

Solder Pad Layout



ISSUE 1; March 2018

Packaging Details

- Pack Style: Cutt Cut tape
Pack Size: 100
- Pack Style: Reel Tape & reel in accordance with EIA-481-D
Pack Size: 2,000

Electrical Specification - maximum limiting values 1.8V ±5%

Frequency Min	Frequency Max	Temperature Range	Stability (Min)	Current Draw	Rise and Fall Time	Duty Cycle
		°C	ppm	mA	ns	%
13.0MHz	29.999999MHz	-40 to 105	±0.5	1.5	-	-
30.0MHz	39.999999MHz	-40 to 105	±0.5	1.7	-	-
40.0MHz	52.0MHz	-40 to 105	±0.5	2	-	-

This document was correct at the time of printing; please contact your local sales office for the latest version.

[Click to view latest version on our website.](#)

ISSUE 1; March 2018

Description

- IQXT-205-3-25 is a 2.0 x 1.6mm SMD Temperature Compensated Crystal Oscillator (TCXO) in a hermetically sealed package with a wide operating temperature range.
- Developed frequencies: 16.368, 16.369, 19.2, 26.0, 33.6, 38.4 and 52.0MHz

Frequency Parameters

- Frequency 13.0MHz to 52.0MHz
- Frequency Tolerance Max $\pm 1.50\text{ppm}$
- Tolerance Condition @ 25°C $\pm 2^\circ\text{C}$
- Frequency Stability $\pm 0.50\text{ppm}$
- Ageing $\pm 1\text{ppm}$ max per year @ 25°C $\pm 2^\circ\text{C}$
- Frequency Tolerance: Referred to nominal frequency before reflow soldering.
- IR Reflow Resistance (@ 25°C $\pm 2^\circ\text{C}$ ref to frequency before reflow): $\pm 1\text{ppm}$ max, 24hrs after reflow
- Supply Voltage Variation (@ $\pm 5\%$ change): $\pm 0.1\text{ppm}$ max
- Load Variation (@ $\pm 10\%$ change): $\pm 0.1\text{ppm}$ max

Electrical Parameters

- Supply Voltage 2.5V $\pm 5\%$
- Absolute Maximum Ratings: Supply Voltage: -0.6V to 4.6V

Operating Temperature Ranges

- -40 to 105°C

Output Details

- Output Compatibility Clipped Sine
- Drive Capability 10k Ω //10pF
- Output: DC coupled
- Output Level: 0.8V pk-pk min
- Start Up Time (90% of V pk-pk): 2ms max
- Start Up Time (within $\pm 0.5\text{ppm}$): 2ms max

Noise Parameters

- Phase Noise (typ): -135dBc/Hz @ 1kHz

Environmental Parameters

- Storage Temperature Range: -40 to 105°C

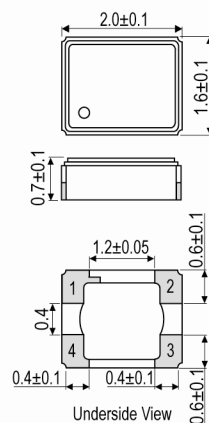
Ordering Information

- *Minimum info required
 - Frequency*
 - Model*
 - Output
 - Frequency Stability (over operating temperature range)*
 - Operating Temperature Range*
 - Supply Voltage
- Example
 - 26.0MHz IQXT-205-3-25
 - Clipped Sine $\pm 0.5\text{ppm}$ -40 to 105C 2.5V

Compliance

- RoHS Status (2011/65/EU) Compliant
- REACH Status Compliant
- MSL Rating (JDEC-STD-033): Not Applicable

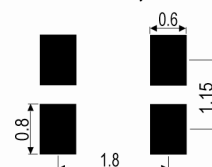
Outline (mm)



Pad Connections

1. GND
2. GND
3. Output
4. +Vs

Solder Pad Layout



ISSUE 1; March 2018

Packaging Details

- Pack Style: Cutt Cut tape
Pack Size: 100
- Pack Style: Reel Tape & reel in accordance with EIA-481-D
Pack Size: 2,000

Electrical Specification - maximum limiting values 2.5V ±5%

Frequency Min	Frequency Max	Temperature Range	Stability (Min)	Current Draw	Rise and Fall Time	Duty Cycle
		°C	ppm	mA	ns	%
13.0MHz	29.999999MHz	-40 to 105	±0.5	1.5	-	-
30.0MHz	39.999999MHz	-40 to 105	±0.5	1.7	-	-
40.0MHz	52.0MHz	-40 to 105	±0.5	2	-	-

This document was correct at the time of printing; please contact your local sales office for the latest version.

[Click to view latest version on our website.](#)

ISSUE 1; March 2018

Description

- IQXT-205-3-28 is a 2.0 x 1.6mm SMD Temperature Compensated Crystal Oscillator (TCXO) in a hermetically sealed package with a wide operating temperature range.
- Developed frequencies: 16.368, 16.369, 19.2, 26.0, 33.6, 38.4 and 52.0MHz

Frequency Parameters

- Frequency 13.0MHz to 52.0MHz
- Frequency Tolerance Max $\pm 1.50\text{ppm}$
- Tolerance Condition @ 25°C $\pm 2^\circ\text{C}$
- Frequency Stability $\pm 0.50\text{ppm}$
- Ageing $\pm 1\text{ppm}$ max per year @ 25°C $\pm 2^\circ\text{C}$
- Frequency Tolerance: Referred to nominal frequency before reflow soldering.
- IR Reflow Resistance (@ 25°C $\pm 2^\circ\text{C}$ ref to frequency before reflow): $\pm 1\text{ppm}$ max, 24hrs after reflow
- Supply Voltage Variation (@ $\pm 5\%$ change): $\pm 0.1\text{ppm}$ max
- Load Variation (@ $\pm 10\%$ change): $\pm 0.1\text{ppm}$ max

Electrical Parameters

- Supply Voltage 2.8V $\pm 5\%$
- Absolute Maximum Ratings: Supply Voltage: -0.6V to 4.6V

Operating Temperature Ranges

- -40 to 105°C

Output Details

- Output Compatibility Clipped Sine
- Drive Capability 10k Ω //10pF
- Output: DC coupled
- Output Level: 0.8V pk-pk min
- Start Up Time (90% of V pk-pk): 2ms max
- Start Up Time (within $\pm 0.5\text{ppm}$): 2ms max

Noise Parameters

- Phase Noise (typ): -135dBc/Hz @ 1kHz

Environmental Parameters

- Storage Temperature Range: -40 to 105°C

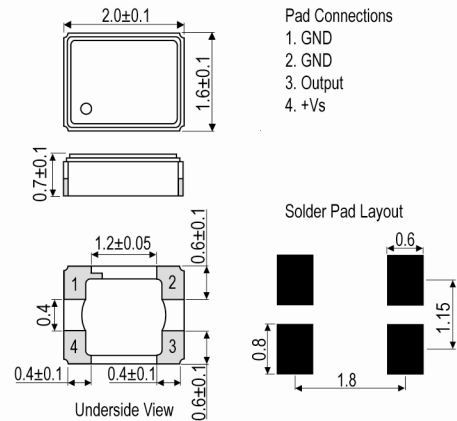
Ordering Information

- *Minimum info required
 - Frequency*
 - Model*
 - Output
 - Frequency Stability (over operating temperature range)*
 - Operating Temperature Range*
 - Supply Voltage
- Example
 - 26.0MHz IQXT-205-3-28
 - Clipped Sine $\pm 0.5\text{ppm}$ -40 to 105C 2.8V

Compliance

- RoHS Status (2011/65/EU) Compliant
- REACH Status Compliant
- MSL Rating (JDEC-STD-033): Not Applicable

Outline (mm)



Pad Connections

1. GND
2. GND
3. Output
4. +Vs

Solder Pad Layout



ISSUE 1; March 2018

Packaging Details

- Pack Style: Cutt Cut tape
Pack Size: 100
- Pack Style: Reel Tape & reel in accordance with EIA-481-D
Pack Size: 2,000

Electrical Specification - maximum limiting values 2.8V ±5%

Frequency Min	Frequency Max	Temperature Range	Stability (Min)	Current Draw	Rise and Fall Time	Duty Cycle
		°C	ppm	mA	ns	%
13.0MHz	29.999999MHz	-40 to 105	±0.5	1.5	-	-
30.0MHz	39.999999MHz	-40 to 105	±0.5	1.7	-	-
40.0MHz	52.0MHz	-40 to 105	±0.5	2	-	-

This document was correct at the time of printing; please contact your local sales office for the latest version.

[Click to view latest version on our website.](#)

ISSUE 1; March 2018

Description

- IQXT-205-3-30 is a 2.0 x 1.6mm SMD Temperature Compensated Crystal Oscillator (TCXO) in a hermetically sealed package with a wide operating temperature range.
- Developed frequencies: 16.368, 16.369, 19.2, 26.0, 33.6, 38.4 and 52.0MHz

Frequency Parameters

- Frequency: 13.0MHz to 52.0MHz
- Frequency Tolerance Max: $\pm 1.50\text{ppm}$
- Tolerance Condition: @ 25°C $\pm 2^\circ\text{C}$
- Frequency Stability: $\pm 0.50\text{ppm}$
- Ageing: $\pm 1\text{ppm}$ max per year @ 25°C $\pm 2^\circ\text{C}$
- Frequency Tolerance: Referred to nominal frequency before reflow soldering.
- IR Reflow Resistance (@ 25°C $\pm 2^\circ\text{C}$ ref to frequency before reflow): $\pm 1\text{ppm}$ max, 24hrs after reflow
- Supply Voltage Variation (@ $\pm 5\%$ change): $\pm 0.1\text{ppm}$ max
- Load Variation (@ $\pm 10\%$ change): $\pm 0.1\text{ppm}$ max

Electrical Parameters

- Supply Voltage: 3.0V $\pm 5\%$
- Absolute Maximum Ratings: Supply Voltage: -0.6V to 4.6V

Operating Temperature Ranges

- 40 to 105°C

Output Details

- Output Compatibility: Clipped Sine
- Drive Capability: 10k Ω //10pF
- Output: DC coupled
- Output Level: 0.8V pk-pk min
- Start Up Time (90% of V pk-pk): 2ms max
- Start Up Time (within $\pm 0.5\text{ppm}$): 2ms max

Noise Parameters

- Phase Noise (typ): -135dBc/Hz @ 1kHz

Environmental Parameters

- Storage Temperature Range: -40 to 105°C

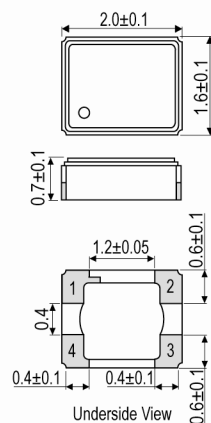
Ordering Information

- *Minimum info required
 - Frequency*
 - Model*
 - Output
 - Frequency Stability (over operating temperature range)*
 - Operating Temperature Range*
 - Supply Voltage
- Example
 - 26.0MHz IQXT-205-3-30
 - Clipped Sine $\pm 0.5\text{ppm}$ -40 to 105C 3.0V

Compliance

- RoHS Status (2011/65/EU): Compliant
- REACH Status: Compliant
- MSL Rating (JDEC-STD-033): Not Applicable

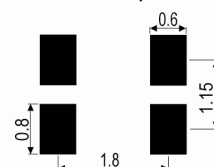
Outline (mm)



Pad Connections

1. GND
2. GND
3. Output
4. +Vs

Solder Pad Layout



ISSUE 1; March 2018

Packaging Details

- Pack Style: Cutt Cut tape
Pack Size: 100
- Pack Style: Reel Tape & reel in accordance with EIA-481-D
Pack Size: 2,000

Electrical Specification - maximum limiting values 3.0V \pm 5%

Frequency Min	Frequency Max	Temperature Range	Stability (Min)	Current Draw	Rise and Fall Time	Duty Cycle
		°C	ppm	mA	ns	%
13.0MHz	29.999999MHz	-40 to 105	\pm 0.5	1.5	-	-
30.0MHz	39.999999MHz	-40 to 105	\pm 0.5	1.7	-	-
40.0MHz	52.0MHz	-40 to 105	\pm 0.5	2	-	-

This document was correct at the time of printing; please contact your local sales office for the latest version.

[Click to view latest version on our website.](#)

ISSUE 1; March 2018

Description

- IQXT-205-3-33 is a 2.0 x 1.6mm SMD Temperature Compensated Crystal Oscillator (TCXO) in a hermetically sealed package with a wide operating temperature range.
- Developed frequencies: 16.368, 16.369, 19.2, 26.0, 33.6, 38.4 and 52.0MHz

Frequency Parameters

- Frequency 13.0MHz to 52.0MHz
- Frequency Tolerance Max $\pm 1.50\text{ppm}$
- Tolerance Condition @ 25°C $\pm 2^\circ\text{C}$
- Frequency Stability $\pm 0.50\text{ppm}$
- Ageing $\pm 1\text{ppm}$ max per year @ 25°C $\pm 2^\circ\text{C}$
- Frequency Tolerance: Referred to nominal frequency before reflow soldering.
- IR Reflow Resistance (@ 25°C $\pm 2^\circ\text{C}$ ref to frequency before reflow): $\pm 1\text{ppm}$ max, 24hrs after reflow
- Supply Voltage Variation (@ $\pm 5\%$ change): $\pm 0.1\text{ppm}$ max
- Load Variation (@ $\pm 10\%$ change): $\pm 0.1\text{ppm}$ max

Electrical Parameters

- Supply Voltage 3.3V $\pm 5\%$
- Absolute Maximum Ratings: Supply Voltage: -0.6V to 4.6V

Operating Temperature Ranges

- 40 to 105°C

Output Details

- Output Compatibility Clipped Sine
- Drive Capability 10k Ω //10pF
- Output: DC coupled
- Output Level: 0.8V pk-pk min
- Start Up Time (90% of V pk-pk): 2ms max
- Start Up Time (within $\pm 0.5\text{ppm}$): 2ms max

Noise Parameters

- Phase Noise (typ): -135dBc/Hz @ 1kHz

Environmental Parameters

- Storage Temperature Range: -40 to 105°C

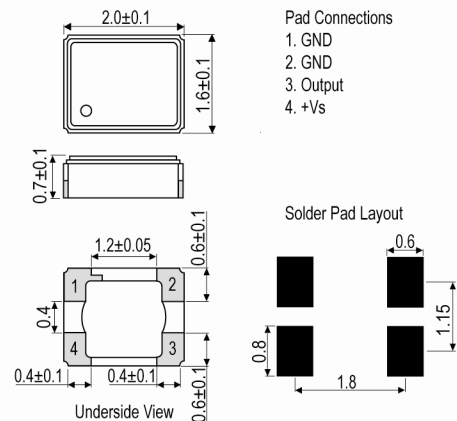
Ordering Information

- *Minimum info required
 - Frequency*
 - Model*
 - Output
 - Frequency Stability (over operating temperature range)*
 - Operating Temperature Range*
 - Supply Voltage
- Example
 - 26.0MHz IQXT-205-3-33
 - Clipped Sine $\pm 0.5\text{ppm}$ -40 to 105C 3.3V

Compliance

- RoHS Status (2011/65/EU) Compliant
- REACH Status Compliant
- MSL Rating (JDEC-STD-033): Not Applicable

Outline (mm)



Pad Connections

1. GND
2. GND
3. Output
4. +Vs

Solder Pad Layout

ISSUE 1; March 2018

Packaging Details

- Pack Style: Cutt Cut tape
Pack Size: 100
- Pack Style: Reel Tape & reel in accordance with EIA-481-D
Pack Size: 2,000

Electrical Specification - maximum limiting values 3.3V ±5%

Frequency Min	Frequency Max	Temperature Range	Stability (Min)	Current Draw	Rise and Fall Time	Duty Cycle
		°C	ppm	mA	ns	%
13.0MHz	29.999999MHz	-40 to 105	±0.5	1.5	-	-
30.0MHz	39.999999MHz	-40 to 105	±0.5	1.7	-	-
40.0MHz	52.0MHz	-40 to 105	±0.5	2	-	-

This document was correct at the time of printing; please contact your local sales office for the latest version.

[Click to view latest version on our website.](#)

Sales Office Contact Details:

UK: +44 (0)1460 270200

Germany: 0800 1808 443

France: 0800 901 383

USA: +1.760.318.2824

Email: info@iqdfrequencyproducts.com

Web: www.iqdfrequencyproducts.com