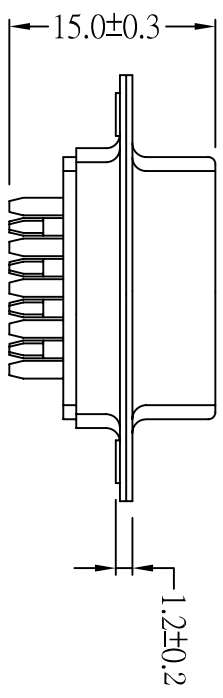
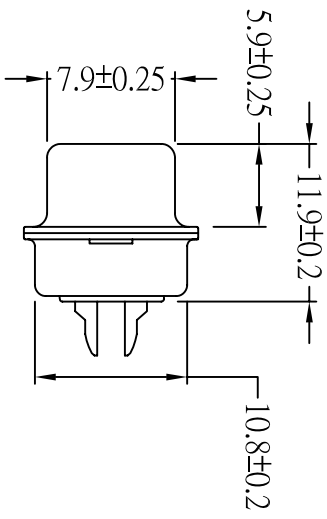
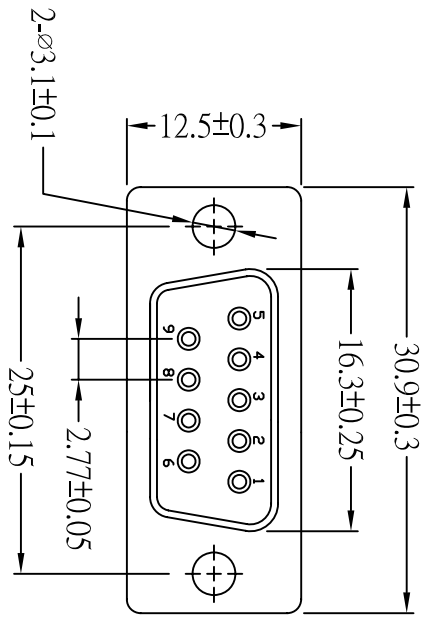


THE INFORMATION CONTAINED IN THIS DRAWING IS THE SOLE PROPERTY OF AMPHENOL CABLES ON DEMAND. ANY REPRODUCTION OR DISCLOSURE TO THIRD PARTIES, IN PART OR WHOLE, WITHOUT THE EXPRESS WRITTEN PERMISSION OF AMPHENOL CABLES ON DEMAND IS PROHIBITED.



**Note:**  
**1. Material:**  
 1.1 High temperature thermoplastic PBT with 30% GF, UL94V-0  
 1.2 Contact: Copper Alloy, thickness=0.2mm,  
 Gold flash plated on contact area over Nickel

1.3 Front Shell: Steel, thickness=0.4mm, Nickel Plated  
 Back Shell: Steel, thickness=0.4mm, Tin Plated over Nickel

- 2. Specification:**
- 2.1 Current rating: 1 A Max.
  - 2.2 Dielectric withstanding voltage: 500 V(ac) for 1 min.
  - 2.3 Contact resistance: 30 mΩ Max.
  - 2.4 Insulation resistance: 1000 MΩ Min.
  - 2.5 Total mating force: 5.5 Kgf Max.
  - 2.6 Total unmating force: 1.5 Kgf Min.
  - 2.7 Temperature range: -55°C~85°C
  - 2.8. Mating Cycle: 500 cycles min
- 3. ROHS(Directive 2011/65/EU Consolidated version of 24 June 2015)Compliant**



REV.	DESCRIPTION	DATE	APPROVED
A	NEW RELEASE	15/Feb/2017	
A1	Updated the description.	10/Feb/2023	

UNLESS OTHERWISE SPECIFIED DIMENSIONS ARE IN MM TOLERANCES ARE:		EAR NO.		APPROVALS		DATE		Amphenol Cables on Demand	
DECMMS	±X	ANGLES	±X°	DRAWN	LF	15/Feb/2017		20 VALLEY ST. ENDCOTT, NY 13760	
XX	±XX	CHECKED	BA	15/Feb/2017				D-Sub Connector (Solder Cup)	
.XXX	±.XXX	RESP ENG						Connector Type: DB9 Female	
THIRD ANGLE PROJECTION				DESIGN				SIZE	REV.
				MFG ENG				A	A1
								P/N	
								CN-DSUB9SKT00-000	

NOTES: UNLESS OTHERWISE SPECIFIED

4

3

2

1

A