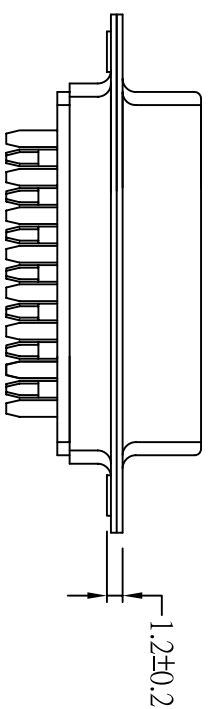
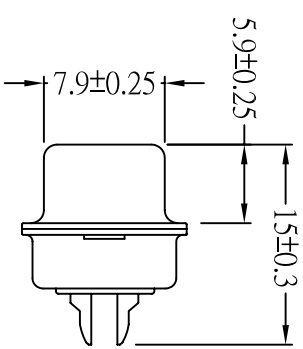
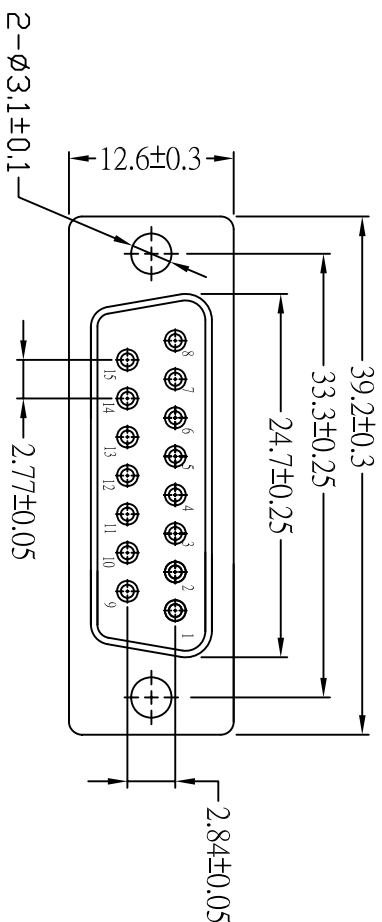


THE INFORMATION CONTAINED IN THIS DRAWING IS THE SOLE PROPERTY OF AMPHENOL CABLES ON DEMAND. ANY REPRODUCTION OR DISCLOSURE TO THIRD PARTIES IN PART OR WHOLE WITHOUT THE EXPRESS WRITTEN PERMISSION OF AMPHENOL CABLES ON DEMAND IS PROHIBITED.

REV.	DESCRIPTION	DATE	APPROVED
A	NEW RELEASE	22/Jun/2021	
A1	Added connector mating cycles	28/Jun/2021	
A2	Updated the description.	07/Feb/2023	
A3	Show all the actual pin locations	08/Feb/2023	
A4	Correction of the wiring error	09/Feb/2023	



Note:
 1. Material:
 1.1 High temperature thermoplastic PBT with 30%GF, UL94V-0
 1.2 Contact: Copper Alloy, thickness=0.2mm,
 Gold flash plated on contact area over Nickel
 1.3 Front Shell: Steel, thickness=0.4mm, Nickel Plated
 Back Shell: Steel, thickness=0.4mm, Tin Plated over Nickel

2. Specification:

- 2.1 Current rating: 1 A Max.
 - 2.2 Dielectric withstanding voltage: 500 V(ac) for 1 min.
 - 2.3 Contact resistance: 30 mΩ Max.
 - 2.4 Insulation resistance: 1000 MΩ Min.
 - 2.5 Total mating force: 7.0 Kgf Max.
 - 2.6 Total unmating force: 1.5 Kgf Min.
 - 2.7 Temperature range: -55°C~85°C
 - 2.8. Mating Cycle: 500 cycles min
- 3: ROHS(Directive 2011/65/EU Consolidated version of 24 June 2015)Compliant



UNLESS OTHERWISE SPECIFIED DIMENSIONS ARE IN MM TOLERANCES ARE:		EQUIV.		APPROVALS		DATE		Amphenol Cables on Demand	
Ø	±X	±X"		DRAWN	LF	22/Jun/2021		20 VALLEY ST. ENDICOTT, NY 13760	
XXX	±XXX	±XXX"		CHECKED	BA	22/Jun/2021		D-Sub Connector (Solder-Cup)	
.XXX	±.XXX	±.XXX"		THIRD ANGLE PROJECTION	RESP ENG			Connector Type: DB15 Female	
Ø				WFS ENG				SIZE	P/N CN-DSUB15SKT0-000
								A	REV/ A4

NOTES: UNLESS OTHERWISE SPECIFIED