


**400 MHz / 900 MHz Wideband PCB antenna**



**General information**

Planar wideband PCB antenna is used for various applications including laboratory measurements, spectrum monitoring, remote sensing, telemetry system etc.

**Typical applications**

ISM, RFID, IoT (Sigfox, LoRa), LP-WAN, Smart meters, LTE, 5G, drone control

**Electrical data**

Antenna type	External / internal PCB antenna
5G bands	5, 8, 12 - 14, 18, 20, 26, 28, 29, 71, 81 - 83, 89
4G bands	5, 6, 8, 12 - 14, 17 - 20, 26 - 29, 31, 44, 67, 68, 71 - 73, 85 - 88
Frequency range [MHz]	400...900
Return loss [dB]	-7
Peak gain [dBi]	-0.5...3
Radiation efficiency [%]	85...95
Nominal input impedance [Ohm]	50
Polarization	linear
Radiation pattern	omnidirectional
Maximum input power [W]	5

**Mechanical data**

Antenna dimensions [mm]	160 x 160 x 1
Connector type <sup>1)</sup>	SMA male
Cable type and thickness [mm]	RG178, 2.5
Weight [g]	40

**Environmental data**

Operating temperature [°C]	-40...+85
Storage temperature [°C]	-40...+85
Ambient relative humidity [%]	0...95
RoHS / REACH compliant	yes / yes

**Additional information**

<sup>1)</sup> Other connector types can be offered on request.

Antenna performance was measured using the recommended cable length in free space.

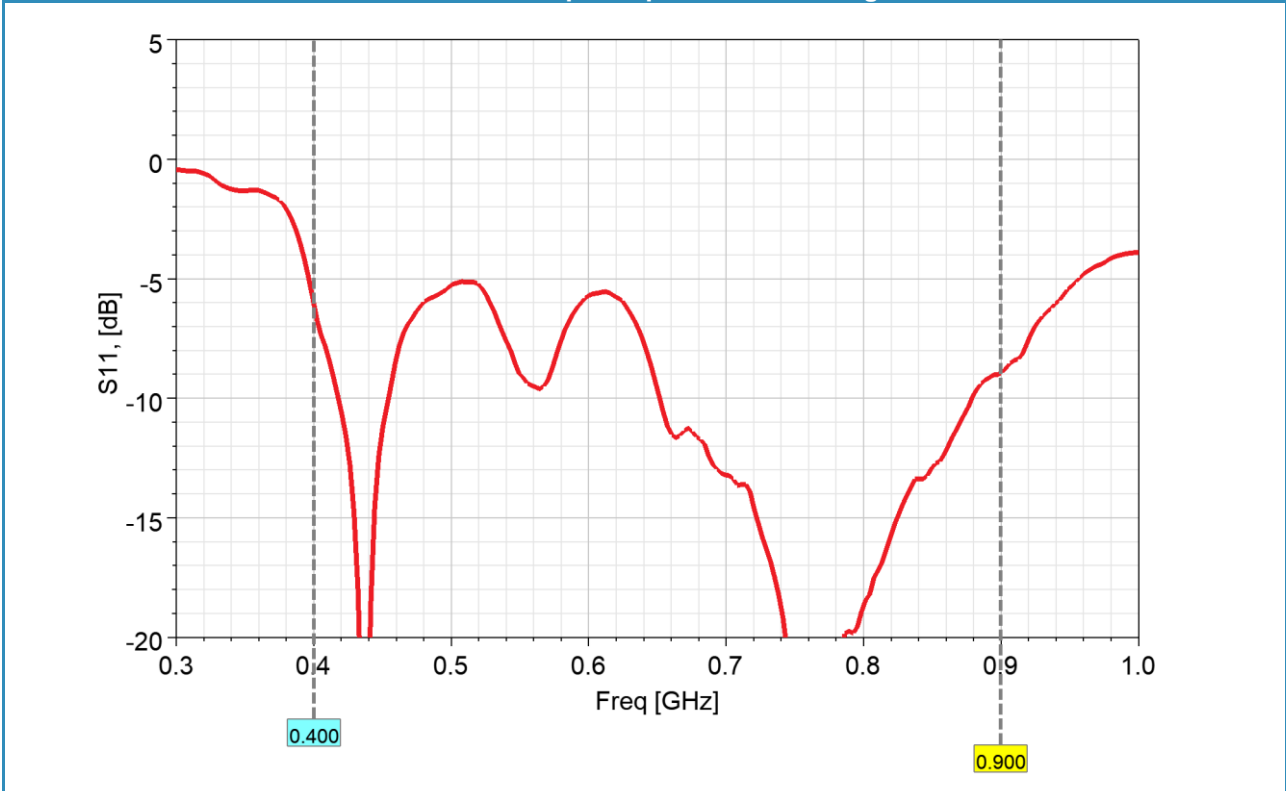
Further customization, electromagnetic simulations and measurements can be offered on request.

The antenna can be additionally equipped with adhesive tape and mounting holes.

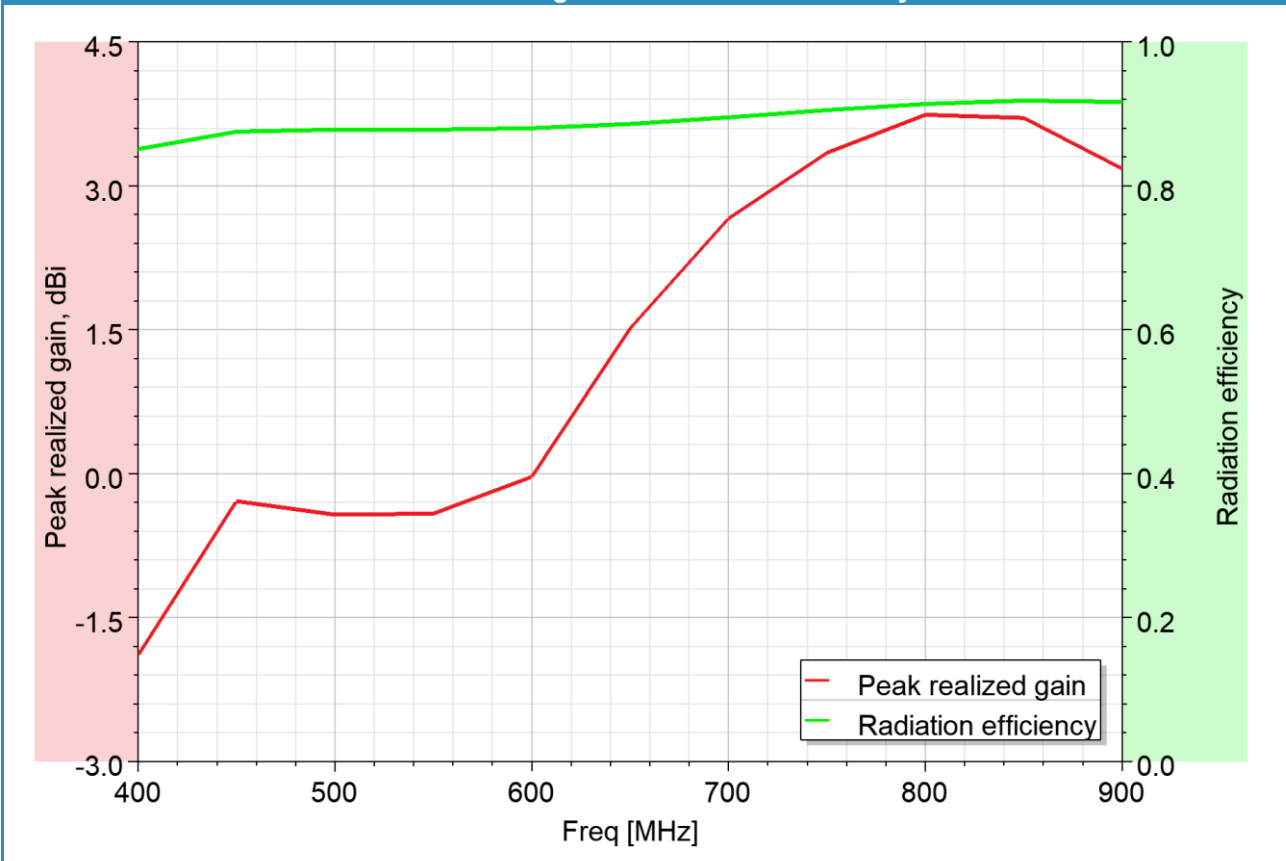
*All information (including technical data and pictures) presented in this document is typical and subject to change without notice. Sevskiy is a registered trade mark of Sevskiy GmbH. Copyright © 2009 – 2024 Sevskiy GmbH. All rights reserved. No warranties.*

**400 MHz / 900 MHz Wideband PCB antenna**

**Measured input impedance matching**



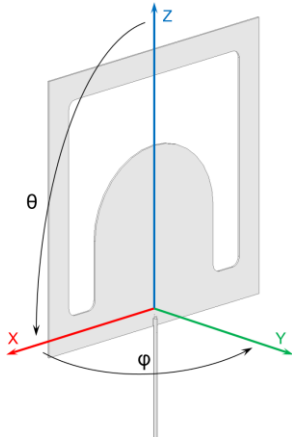
**Peak realized gain and radiation efficiency**



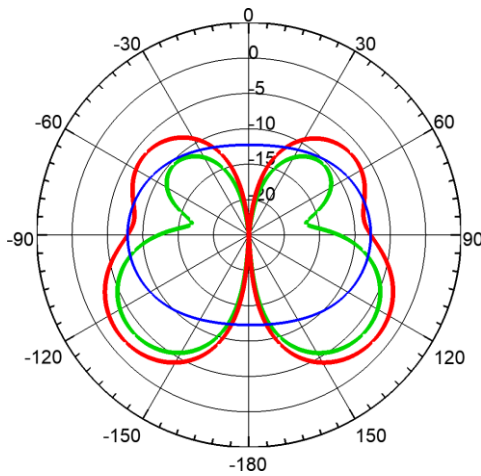
All information (including technical data and pictures) presented in this document is typical and subject to change without notice. Sevskiy is a registered trade mark of Sevskiy GmbH. Copyright © 2009 – 2024 Sevskiy GmbH. All rights reserved. No warranties.

400 MHz / 900 MHz Wideband PCB antenna

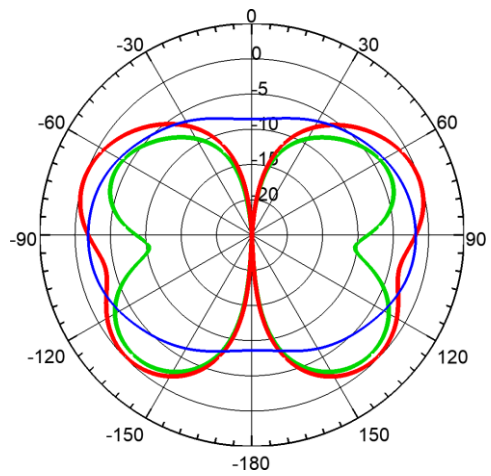
Radiation pattern (total realized gain)



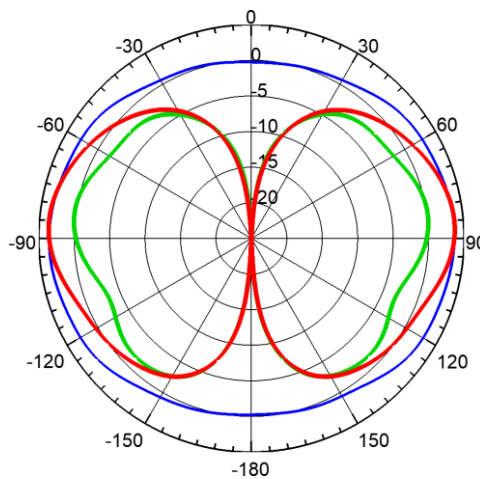
Phi=0°, plane XZ, green curve  
Phi=90°, plane YZ, red curve  
Theta=90°, plane XY, blue curve



f = 400 MHz



f = 600 MHz



f = 800 MHz

All information (including technical data and pictures) presented in this document is typical and subject to change without notice. Sevskiy is a registered trade mark of Sevskiy GmbH. Copyright © 2009 – 2024 Sevskiy GmbH. All rights reserved. No warranties.