

1

2

3

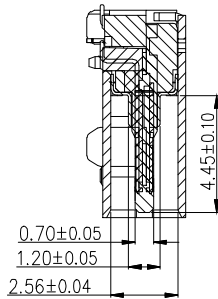
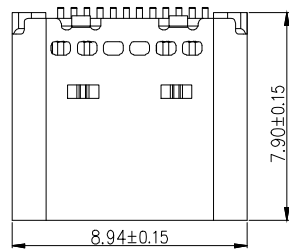
4

5

6

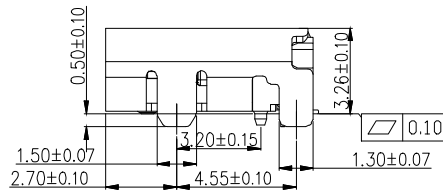
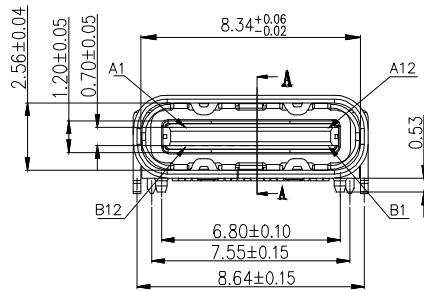
7

A



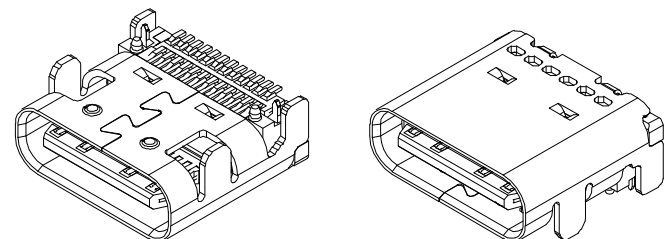
NOTE:  
 1.MATERIAL:  
 1.1 HOUSING:LCP+30%G.F UL94V-0 BLACK  
 1.2 CONTACT:C7025 T=0.15mm G/F PALTED ON CONTACT AREA & SOLDER AREA,Ni 50U" MIN. UNDERPLATED OVERALL  
 1.3 SHELL:SUS304 T=0.30mm Ni 50U" MIN. PLATED OVERALL  
 1.4 MID PLATE:SUS301 T=0.15mm  
 2.SPECIFICATION:  
 2.1 CURRENT RATING:5A  
 2.2 CONTACT RESISTANCE:50mΩ MAX.  
 2.3 INSULATION RESISTANCE:100MΩ MIN.  
 2.4 DIELECTRIC WITHSTAND VOLTAGE: 100V AC R.M.S.  
 2.6 MATING FORCE:5-20N  
 UNMATION FORCE:8-20N,AFTER TEST:6-20N  
 2.7 DURABILITY:10000 CYCLES.  
 2.8 OPERATING TEMPERATURE: -25°C~+85°C.  
 2.9 IR REFLOW: THE PEAK TEMPERATURE ON THE BOARD SHALL BE MAINTAINED FOR 10 SECONDS AT 260°C.

B

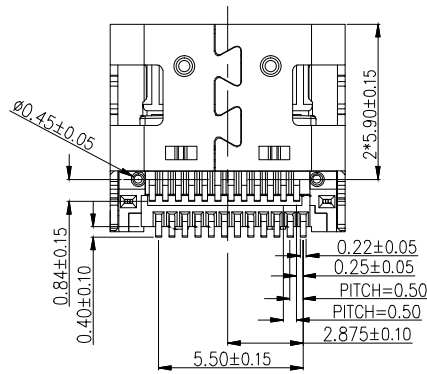


C

D



E



WSW order code  
 A-USBC-32F2-EA-xSR06  
 Plating on contact area  
 G: Gold Flash  
 H: 30u" Au

F

G

**RoHS compliant**  
 Unit: mm

Scale	Free						Date	Name	Description: USB Connector	
TOLERANCE						Drawn	22.04.2022	Luca	USB3.2 GEN2 TYPE C / FEMALE /24PIN	
X.X	±0.38					Approved	22.04.2022	Luca	ASSMANN WSW-No.	
X.XX	±0.25								A-USBC-32F2-EA-xSR06	
X.XXX	±0.15								Drawing-No.	
DIM	TOL								ASS 9368 CO	
X°	±2°								rev00	
		①	Drawn		22.04.2022	Luca			Customer-No.	
		Id.	Modification		Date	Name			Sheet 1/3	

H

1

2

3

4

5

6

7

1

2

3

4

5

6

7

A

B

C

D

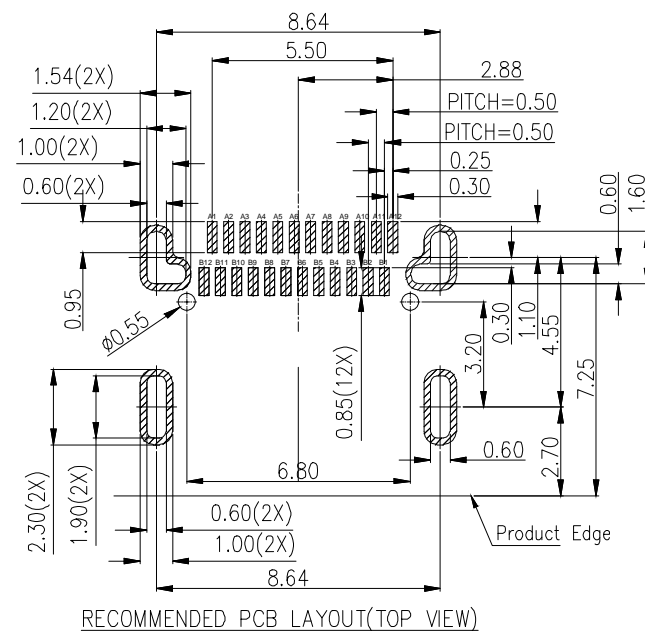
E

F

G

H

PIN NUMBER	SIGNAL NAME	PIN NUMBER	SIGNAL NAME
A1	GND	B12	GND
A2	SSTXp1	B11	SSRXp1
A3	SSTXn1	B10	SSRXn1
A4	VBUS	B9	VBUS
A5	CC1	B8	SBU2
A6	Dp1	B7	Dn2
A7	Dn1	B6	Dp2
A8	SBU1	B5	CC2
A9	VBUS	B4	VBUS
A10	SSRXn2	B3	SSTXn2
A11	SSRXp2	B2	SSTXp2
A12	GND	B1	GND



**RoHS compliant**  
Unit: mm

Scale Free

TOLERANCE

X.X ±0.38

X.XX ±0.25

X.XXX ±0.15

DIM TOL

X° ±2°

①

Drawn

22.04.2022

Luca

Id.

Modification

Date

Name

Date

Name

Description: USB Connector

USB3.2 GEN2 TYPE C / FEMALE /24PIN

ASSMANN WSW-No.

A-USBC-32F2-EA-xSR06

Drawing-No.

ASS 9368 CO

rev00

Customer-No.

Sheet  
2/3

**ASSMANN**  
WSW components

1

2

3

4

5

6

7

SV5151

1 2 3 4 5 6 7

A

B

C

D

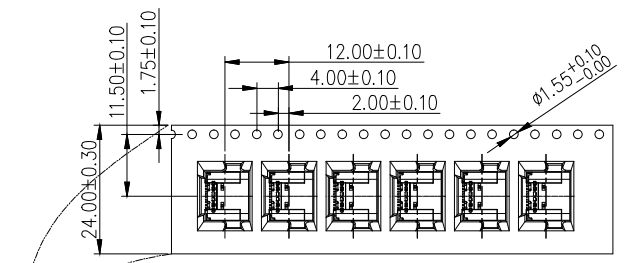
E

F

G

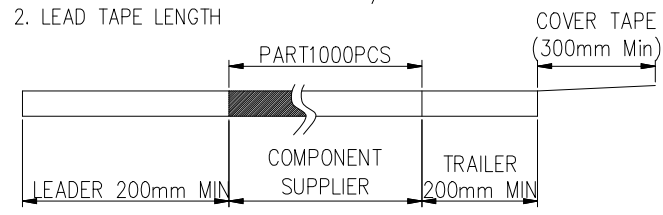
H

User Direction of Unreeling



NOTES

- 1. NUMBER OF CONNECTORS: 1000PCS/REEL
- 2. LEAD TAPE LENGTH

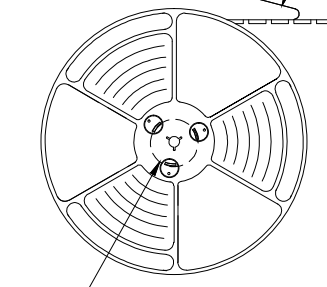
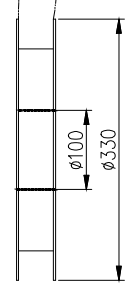


3. QUANTITY: 10000PCS/CARTON

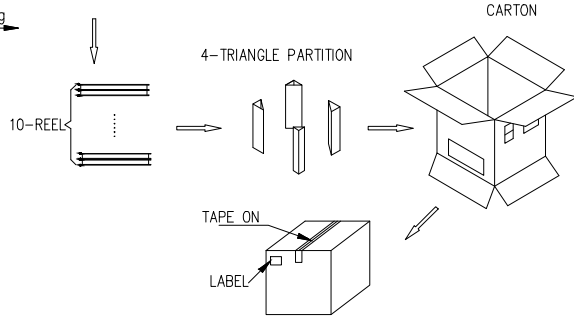
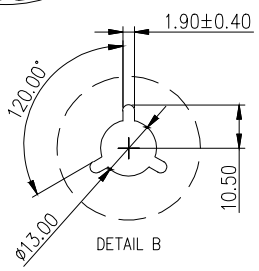
COVER TAPE PEELING ANGLE: 165°~180°  
PEELING FORCE: 20~130g

CARRIER TAPE

User Direction of Unreeling



DETAIL B



**RoHS compliant**  
Unit: mm

Scale	Free						Date	Name
TOLERANCE						Drawn	22.04.2022	Luca
X.X	±0.38					Approved	22.04.2022	Luca
X.XX	±0.25							
X.XXX	±0.15							
DIM	TOL							
X°	±2°							
①	Drawn		22.04.2022	Luca				
Id.	Modification		Date	Name				

Description: USB Connector	
USB3.2 GEN2 TYPE C / FEMALE /24PIN	
ASSMANN WSW-No. A-USBC-32F2-EA-xSR06	
Drawing-No.	ASS 9368 CO rev00
Customer-No.	Sheet 3/3

1 2 3 4 5 6 7