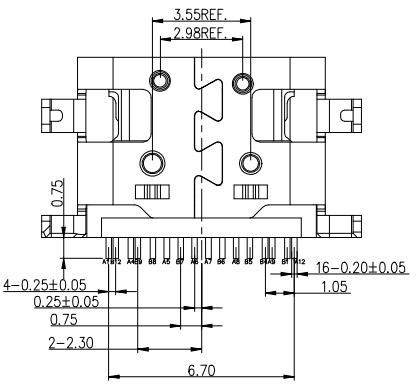
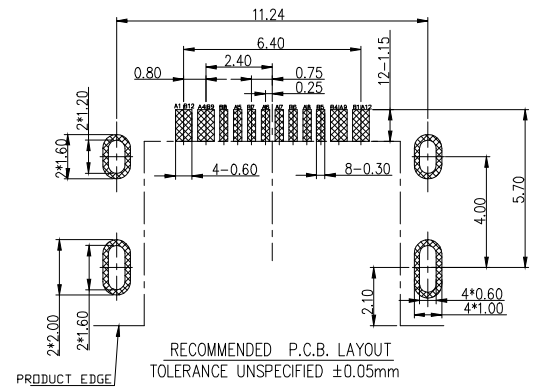
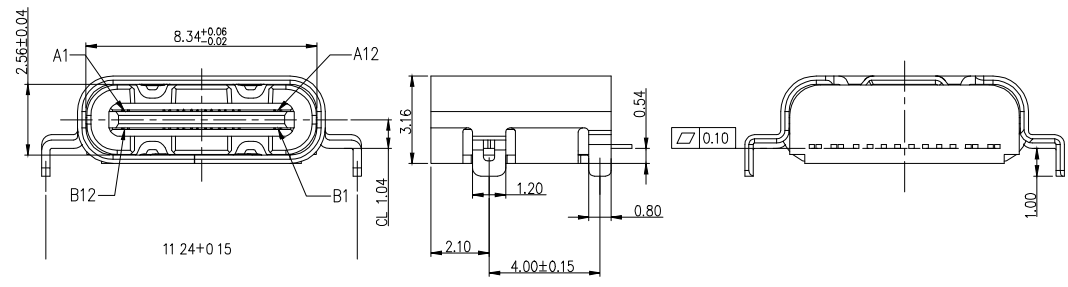


- SPECIFICATION:
- CURRENT RATING: 5A MAX
 - VOLTAGE: 100 VAC
 - TEMPERATURE RANGE: -30 °C ~ 85 °C
 - CONTACT RESISTANCE: 40 MILLIONHM MAX
 - INSULATION RESISTANCE: 100 MEGOHMS MIN.
 - DIELECTRIC WITHSTAND VOLTAGE, AC 100V FOR 1 MINUTE.
 - INSERTION FORCE : 6N~20N
 - UNMATING FORCE: 8N~20N
 - DURABILITY: 10,000 CYCLES
 - SOLDER ABILITY: 255±5°C, 5±0.5S.



A1	GND	B12	GND
A4	VBUS	B9	VBUS
A5	CC1	B8	SBU2
A6	DP1	B7	DN2
A7	DN1	B6	DP2
A8	SBU1	B5	CC2
A9	VBUS	B4	VBUS
A12	GND	B1	GND
PIN	SIGNAL NAME	PIN	SIGNAL NAME

5	SHELL	SUS304	50u" Ni Plated	1PCS
4	SHIELDING PLATE	SUS301	NO PLATING	1PCS
3	MD	LCP UL 94V-0	BLACK	1PCS
2	CONTACT	C2680	30u" Ni UNDERPLATED OVERALL G/F PALTED ON CONTACT AREA G/F PLATED ON SOLDER AREA	2SET
1	HOUSING	LCP UL94V-0	BLACK	1PCS
NO.	DESCRIPTION	MATERIAL	REMARKS	QTY

RoHS compliant
Unit: mm

Scale	Free
TOLERANCE	
X.X	±0.38
X.XX	±0.25
X.XXX	±0.15
DIM	TOL
X°	±2°

①	Drawn	08.06.2022	Luca
Id.	Modification	Date	Name



Description: USB Connector	
USB2.0 TYPE C / FEMALE / 16pin / SMT	
ASSMANN WSW-No. A-USBC-20F0-EA-GSR16	
Drawing-No.	ASS 9315 CO rev00
Customer-No.	Sheet 1/2

1

2

3

4

5

6

7

A

B

C

D

E

F

G

H

User Direction of Unreeling

Technical drawing of a carrier tape showing dimensions and connector details. Dimensions include: 11.50±0.10, 1.75±0.10, 12.00±0.10, 4.00±0.10, 2.00±0.10, 2.40±0.30, and a hole diameter of $\phi 1.50^{+0.10}_{-0.00}$. The drawing shows a series of connectors on a carrier tape.

COVER TAPE PEELING ANGLE:165°~180°
PEELING FORCE:20~130g

CARRIER TAPE

User Direction of Unreeling

DETAIL B

DETAIL B drawing showing a circular component with dimensions: 1.90±0.40, 120.00°, $\phi 13.00$, and 10.50.

NOTES

1. NUMBER OF CONNECTORS:1500PCS/REEL
2. LEAD TAPE LENGTH

Diagram of a lead tape showing sections: LEADER 216mm MIN, COMPONENT SUPPLIER, and TRAILER 216mm MIN. The tape is divided into EMPTY 18PCS MIN, PART 1500PCS, and EMPTY COVER TAPE 18PCS MIN (300mm Min).

3. QUANTITY: 15000PCS/CARTON

Diagram showing the packaging process: 10-REEL → 4-TRIANGLE PARTITION → CARTON 330*330*320 K=K. The carton is labeled with TAPE ON and LABEL.

RoHS compliant
Unit: mm

Scale Free

TOLERANCE

X.X ±0.38

X.XX ±0.25

X.XXX ±0.15

DIM TOL

X° ±2°

①

Drawn

08.06.2022

Luca

Id.

Modification

Date

Name

Date

Name

Description: USB Connector

USB2.0 TYPE C / FEMALE / 16pin / SMT

ASSMANN WSW-No.

A-USBC-20F0-EA-GSR16

Drawing-No.

ASS 9315 CO

rev00

Customer-No.

Sheet
2/2

1

2

3

4

5

6

7

SV5151