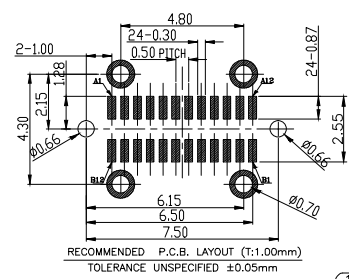
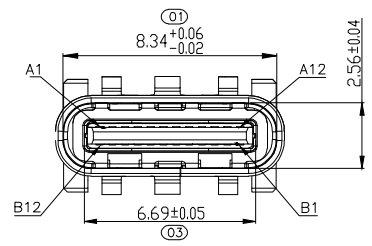
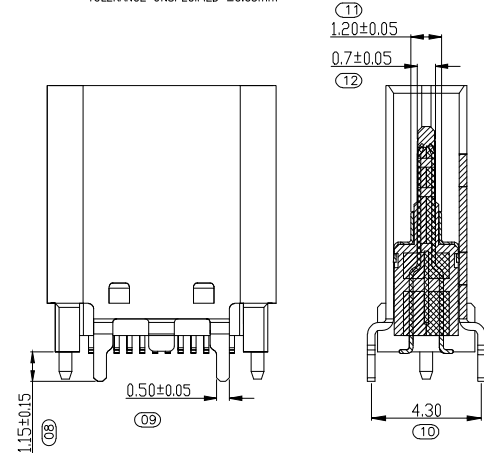
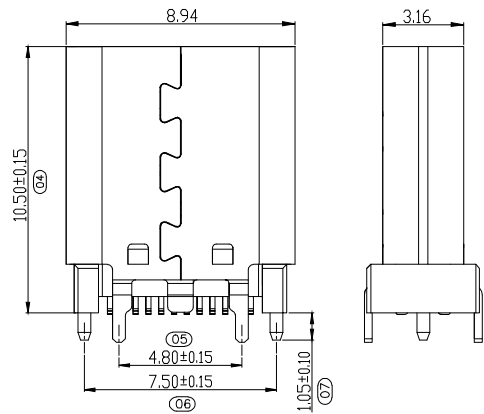


A



NOTES:
 1. MATERIAL:
 1.1 HOUSING: LCP+30%G.F UL94V-0 BLACK
 1.2 CONTACT: C7025, T=0.15mm; G/F PLATED OVER 50u" min Ni
 1.3 SHELL: SUS304, T=0.30mm; 50U" MIN Ni PLATED OVERALL
 1.4 MID PLATE: SUS301, T=0.15mm;
 2. SPECIFICATION:
 2.1 CURRENT RATING: 5A
 2.2 CONTACT RESISTANCE: 40mΩ MAX(initial value) 50mΩ MAX(after test)
 2.3 INSULATION RESISTANCE: 100MΩ MIN
 2.4 WITHSTANDING VOLTAGE: 100V AC R.M.S.
 2.5 INSERTION FORCE: 5-20N UNMATING FORCE: 5-20N (after test) UNMATING FORCE: 8-20N UNMATING FORCE: 6-20N (after test)
 2.6 DURABILITY: 10000CYCLES.
 2.7 HIGH TEMPERATURE RESISTANCE: SMT reflow soldering (peak 260±5°), plastic can not have blister, Poor melting glue, discoloration, warping deformation within the tolerance range ;
 2.8 THE PRODUCT SHALL BE TESTED FOR SOLDERING AND THE SOLDERING AREA SHALL REACH MORE THAN 95%
 2.9 Salt spray: 24H min
 3. OPERATING TEMPERATURE: -30°C~+85°C

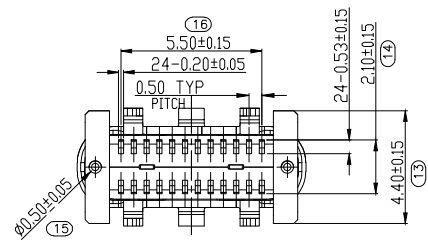
B



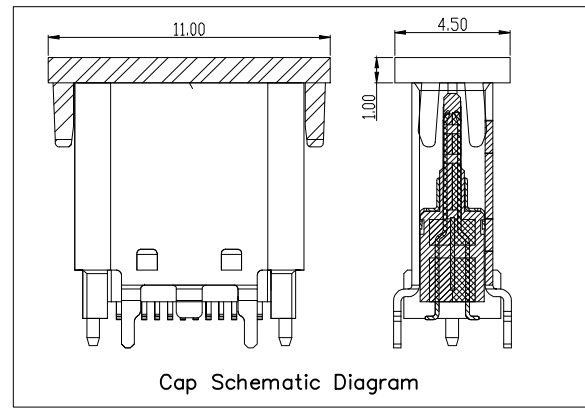
C

D

E



PIN NUMBER	SIGNAL NAME	PIN NUMBER	SIGNAL NAME
A1	GND	B12	GND
A2	SSTXp1	B11	SSRXp1
A3	SSTXn1	B10	SSRXn1
A4	VBUS	B9	VBUS
A5	CC1	B8	SBU2
A6	Dp1	B7	Dn2
A7	Dn1	B6	Dp2
A8	SBU1	B5	CC2
A9	VBUS	B4	VBUS
A10	SSRXn2	B3	SSTXn2
A11	SSRXp2	B2	SSTXp2
A12	GND	B1	GND



F

G

H

RoHS compliant
Unit: mm

Scale	Free	Date	Name	Description:	
TOLERANCE		Drawn	08.06.2022	Luca	USB3.2 GEN1 TYPE C / FEMALE / VERTICAL
X.X	±0.38	Approved	03.05.2023	Luca	ASSMANN WSW-No. A-USBC-32F1-EG-GSR01
X.XX	±0.25				Drawing-No.
X.XXX	±0.15				ASS 9278 CO
DIM	TOL				rev01
X°	±2°				Customer-No.
					Sheet 1/2
①	Update packing quantity	03.05.2023	Luca		
②	Drawn	08.06.2022	Luca		
Id.	Modification	Date	Name		



1

2

3

4

5

6

7

A

B

C

D

E

F

Technical drawing of a USB connector carrier tape. Dimensions include: 11.23±0.10, 1.75±0.10, 16.00±0.10, 4.00±0.10, 2.00±0.10, and a hole diameter of $\phi 1.50 \pm 0.10$. The unrolling direction is indicated as 'User Direction of Unreeling'.

NOTES

1. NUMBER OF CONNECTORS: 600PCS/REEL ①
2. LEAD TAPE LENGTH

Diagram of a carrier tape showing sections: LEADER 240mm MIN, COMPONENT SUPPLIER (containing PART 600PCS), TRAILER 240mm MIN, and COVER TAPE (300mm Min).

3. QUANTITY: 6000PCS/CARTON ①

Technical drawing of a reel showing dimensions: $\phi 100$, $\phi 330$, and a hole diameter of $\phi 13.00$. The unrolling direction is indicated as 'User Direction of Unreeling'. Details B show a diameter of 1.90 ± 0.40 and a radius of 120.00 .

Diagram showing the packaging process: 10-REEL → 4-TRIANGLE PARTITION → TAPE ON → LABEL → CARTON.

RoHS compliant
Unit: mm

Scale	Free
-------	------

TOLERANCE	
-----------	--

X.X	±0.38
-----	-------

X.XX	±0.25
------	-------

X.XXX	±0.15
-------	-------

DIM	TOL
-----	-----

X°	±2°
----	-----

①	Update packing quantity	03.05.2023	Luca
②	Drawn	08.06.2022	Luca
Id.	Modification	Date	Name

Drawn	08.06.2022	Luca
Approved	03.05.2023	Luca
ASSMANN WSW components		

Description: USB Connector	
USB3.2 GEN1 TYPE C / FEMALE / VERTICAL	
ASSMANN WSW-No. A-USBC-32F1-EG-GSR01	
Drawing-No.	ASS 9278 CO
Customer-No.	rev01
	Sheet 2/2

1

2

3

4

5

6

7

SV5151