

1

2

3

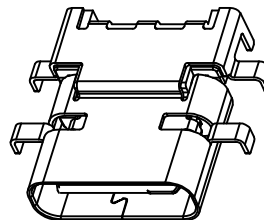
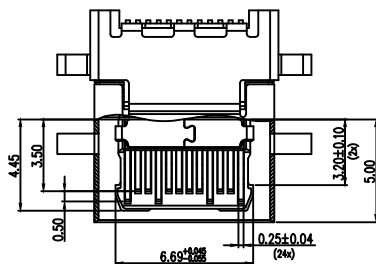
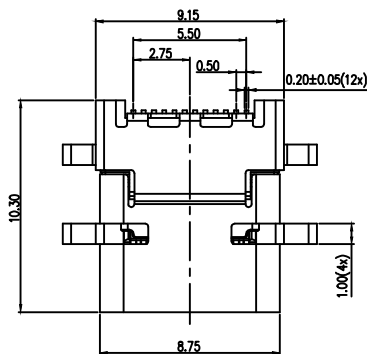
4

5

6

7

A



NOTES:

1.MATERIAL:

HOUSING: LCP UL94V-0 ,COLOR: BLACK  
 CONTACT: C7025, G/F PLATED ON CONTACT AREA  
 80u" MIN. MATTE TIN PLATED ON SOLDER AREA  
 30u" MIN. NI UNDERPLATED OVERALL

SHELL: SUS304 ,30u" MIN. NI PLATED OVERALL  
 MID PLATE: SUS301

2.ELECTRICAL PERFORMANCE:

CURRENT RATING: 5A ON VBUS/ 1.25A ON VCONN/0.25A ON OTHERS  
 INSULATION RESISTANCE: 100MΩ MIN;  
 DIELECTRIC VOLTAGE: 100 VAC/MINUTE;

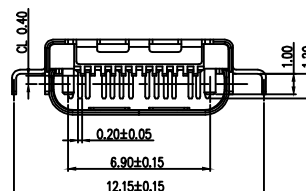
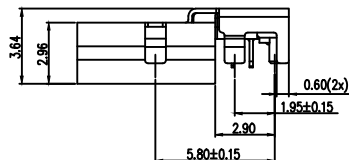
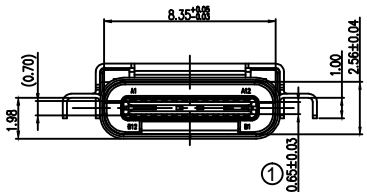
3.MECHANICAL PERFORMANCE:

INSERTION FORCE: 5~20N  
 EXTRACTION FORCE: 8~20N  
 DURABILITY: 10,000 CYCLES

4.ENVIRONMENTAL:

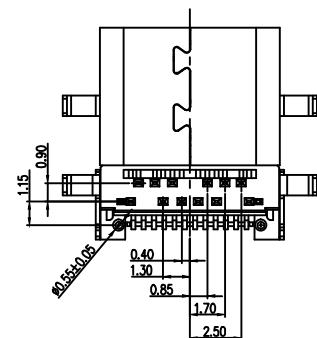
OPERATING TEMPERATURE: -45°C~85°C

C

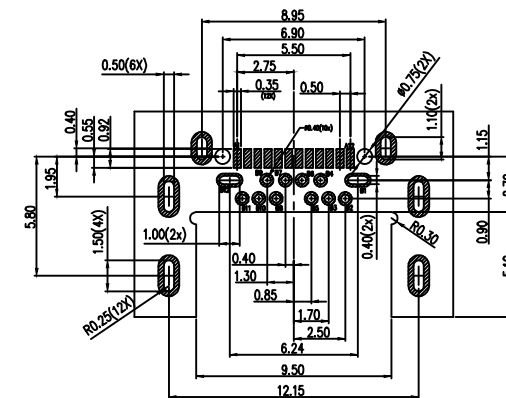


D

E



| PIN NUMBER | SIGNAL NAME | PIN NUMBER | SIGNAL NAME |
|------------|-------------|------------|-------------|
| A1         | GND         | B12        | GND         |
| A2         | SSTXp1      | B11        | SSRXp1      |
| A3         | SSTXn1      | B10        | SSRXn1      |
| A4         | VBUS        | B9         | VBUS        |
| A5         | CC1         | B8         | SBU2        |
| A6         | Dp1         | B7         | Dn2         |
| A7         | Dn1         | B6         | Dp2         |
| A8         | SBU1        | B5         | CC2         |
| A9         | VBUS        | B4         | VBUS        |
| A10        | SSRXn2      | B3         | SSTXn2      |
| A11        | SSRXp2      | B2         | SSTXp2      |
| A12        | GND         | B1         | GND         |



PCB LAYOUT (RECOMMENDED)

(Tol: ±0.05)

F

G

**RoHS compliant**  
 Unit: mm

|           |       |
|-----------|-------|
| Scale     | Free  |
| TOLERANCE |       |
| X.X       | ±0.30 |
| X.XX      | ±0.20 |
| X.XXX     | ±0.10 |
| DIM       | TOL   |
| X°        | ±2°   |

|     |                  |            |          |            |  |
|-----|------------------|------------|----------|------------|--|
|     |                  |            | Date     | Name       | Description: USB Connector                     |
|     |                  |            | Drawn    | 08.06.2022 | Luca   |
|     |                  |            | Approved | 03.05.2023 | Luca   |
| ①   | Update dimension | 03.05.2023 | Luca     |            | ASSMANN WSW-No.<br><b>A-USBC-32F1-EA-KRR08</b> |
| ②   | Drawn            | 08.06.2022 | Luca     |            | Drawing-No.<br><b>ASS 9274 CO</b>              |
| Id. | Modification     | Date       | Name     |            | Customer-No.                                   |

|     |                  |            |          |            |  |
|-----|------------------|------------|----------|------------|--|
|     |                  |            | Date     | Name       | Description: USB Connector                     |
|     |                  |            | Drawn    | 08.06.2022 | Luca   |
|     |                  |            | Approved | 03.05.2023 | Luca   |
| ①   | Update dimension | 03.05.2023 | Luca     |            | ASSMANN WSW-No.<br><b>A-USBC-32F1-EA-KRR08</b> |
| ②   | Drawn            | 08.06.2022 | Luca     |            | Drawing-No.<br><b>ASS 9274 CO</b>              |
| Id. | Modification     | Date       | Name     |            | Customer-No.                                   |

H

1

2

3

4

5

6

7

1 2 3 4 5 6 7

A B C D E F

NOTES  
 1. NUMBER OF CONNECTORS: 1000PCS/REEL  
 2. LEAD TAPE LENGTH

3. QUANTITY: 12000PCS/CARTON

**RoHS compliant**  
Unit: mm

|           |       |     |                  |            |      |                                  |            |              |                                     |
|-----------|-------|-----|------------------|------------|------|----------------------------------|------------|--------------|-------------------------------------|
| Scale     | Free  |     |                  |            |      |                                  | Date       | Name         | Description: USB Connector          |
| TOLERANCE |       |     |                  |            |      | Drawn                            | 08.06.2022 | Luca         | USB3.2 GEN1 TYPE C / FEMALE / 24PIN |
| X.X       | ±0.30 |     |                  |            |      | Approved                         | 08.06.2022 | Luca         | ASSMANN WSW-No.                     |
| X.XX      | ±0.20 |     |                  |            |      |                                  |            |              | A-USBC-32F1-EA-KRR08                |
| X.XXX     | ±0.10 |     |                  |            |      |                                  |            |              | Drawing-No.                         |
| DIM       | TOL   | ①   | Update dimension | 03.05.2023 | Luca | <b>ASSMANN</b><br>WSW components |            | ASS 9274 CO  | rev01                               |
| X°        | ±2°   | ②   | Drawn            | 08.06.2022 | Luca |                                  |            | Customer-No. | Sheet 2/2                           |
|           |       | Id. | Modification     | Date       | Name |                                  |            |              |                                     |

1 2 3 4 5 6 7

SV5151