


## CROWN EDGE

TE Internal #: 1926088-2

Card Edge Power Connectors, Board-to-Board, 30 Position, 1.5 mm  
[.059 in] Centerline, Power & Signal, 30 Power Positions, CROWN  
EDGE

[View on TE.com >](#)


Connectors > PCB Connectors > Card Edge Connectors > Card Edge Power Connectors



Connector System: **Board-to-Board**

Number of Positions: **30**

Centerline (Pitch): **1.5 mm [ .059 in ]**

Contact Current Rating (Max): **3 A**

Circuit Application: **Power & Signal**

## Features

### Product Type Features

Connector & Contact Terminates To	Printed Circuit Board
Connector System	Board-to-Board

### Configuration Features

Number of Positions	30
Number of Power Positions	30
Number of Signal Positions	0
Number of Dual Positions	15

### Electrical Characteristics

Operating Voltage	250 V
-------------------	-------

### Contact Features

Contact Mating Area Plating Material Thickness	.76 µm[29.92 µin]
Contact Current Rating (Max)	3 A
Contact Mating Area Plating Material	Gold

### Termination Features

Termination Method to Printed Circuit Board	Through Hole - Press-Fit, Through Hole - Solder
---------------------------------------------	-------------------------------------------------

### Mechanical Attachment

Connector Mounting Type	Board Mount
-------------------------	-------------



### Housing Features

Centerline (Pitch)	1.5 mm [.059 in]
--------------------	------------------

### Dimensions

Power Contact Centerline	1.5 mm [1.5 in]
--------------------------	-----------------

### Usage Conditions

Operating Temperature Range	-55 – 105 °C [-67 – 221 °F]
-----------------------------	-----------------------------

### Operation/Application

Circuit Application	Power & Signal
---------------------	----------------

### Product Compliance

For compliance documentation, visit the product page on [TE.com](#)>

EU RoHS Directive 2011/65/EU	Compliant
EU ELV Directive 2000/53/EC	Compliant
China RoHS 2 Directive MIIT Order No 32, 2016	No Restricted Materials Above Threshold
EU REACH Regulation (EC) No. 1907/2006	Current ECHA Candidate List: JAN 2024 (240) Candidate List Declared Against: JAN 2024 (240) Does not contain REACH SVHC
Halogen Content	Low Halogen - Br, Cl, F, I < 900 ppm per homogenous material. Also BFR/CFR/PVC Free
Solder Process Capability	Not applicable for solder process capability



#### Product Compliance Disclaimer

This information is provided based on reasonable inquiry of our suppliers and represents our current actual knowledge based on the information they provided. This information is subject to change. The part numbers that TE has identified as EU RoHS compliant have a maximum concentration of 0.1% by weight in homogenous materials for lead, hexavalent chromium, mercury, PBB, PBDE, DBP, BBP, DEHP, DIBP, and 0.01% for cadmium, or qualify for an exemption to these limits as defined in the Annexes of Directive 2011/65/EU (RoHS2). Finished electrical and electronic equipment products will be CE marked as required by Directive 2011/65/EU. Components may not be CE marked. Additionally, the part numbers that TE has identified as EU ELV compliant have a maximum concentration of 0.1% by weight in homogenous materials for lead, hexavalent chromium, and mercury, and 0.01% for cadmium, or qualify for an exemption to these limits as defined in the Annexes of Directive 2000/53/EC (ELV). Regarding the REACH Regulation, the information TE provides on SVHC in articles for this part number is based on the latest European Chemicals Agency (ECHA) 'Guidance on requirements for substances in articles' posted at this URL: <https://echa.europa.eu/guidance-documents/guidance-on-reach>


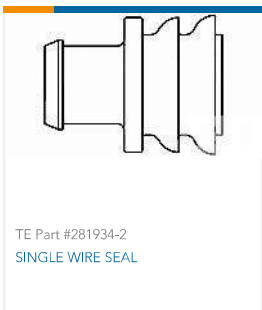
### Compatible Parts



Also in the Series | CROWN EDGE



Customers Also Bought



Documents

Product Drawings

[Conn CRWN Edge vert 30 pos 50A](#)

English

CAD Files

[Customer View Model](#)

[ENG\\_CVM\\_CVM\\_1926088-2\\_A.2d\\_dxf.zip](#)

1926088-2

Card Edge Power Connectors, Board-to-Board, 30 Position, 1,5 mm [.059 in]  
Centerline, Power & Signal, 30 Power Positions, CROWN EDGE



English

[3D PDF](#)

3D

Customer View Model

[ENG\\_CVM\\_CVM\\_1926088-2\\_A.3d\\_igs.zip](#)

English

Customer View Model

[ENG\\_CVM\\_CVM\\_1926088-2\\_A.3d\\_stp.zip](#)

English

By downloading the CAD file I accept and agree to the [Terms and Conditions](#) of use.

[Product Specifications](#)

[Application Specification](#)

English