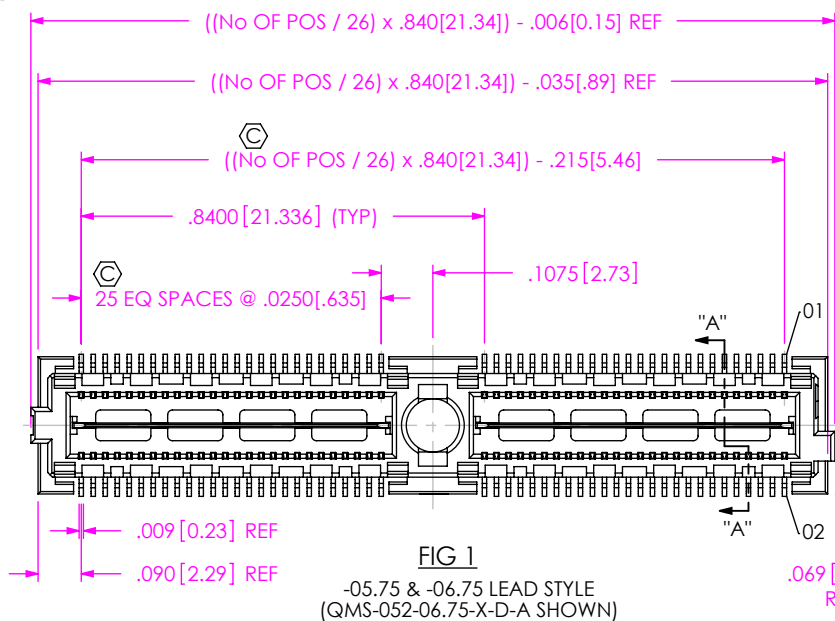


DO NOT SCALE FROM THIS PRINT



- No OF POSITIONS (PER ROW)**  
-026, -052, -078, -104, \* -130
- LEAD STYLE (SEE NOTE 9)**  
-05.75 (SEE FIG 1)  
-06.75 (SEE FIG 1)  
\*\*-09.75 (SEE FIG 4, SHEET 3)
- PLATING SPECIFICATION**  
-H: 30µ" GOLD IN CONTACT AREA, 3µ" GOLD ON TAIL. (AVAILABLE ON -05.75 & -06.75 LEAD STYLE ONLY)  
-L: 10µ" GOLD IN CONTACT AREA, MATTE TIN ON TAIL. (AVAILABLE ON -05.75 & -06.75 LEAD STYLE ONLY)  
-S: 30µ" GOLD IN CONTACT AREA, MATTE TIN ON TAIL. (AVAILABLE ON -09.75 LEAD STYLE ONLY)  
-SL: 10µ" GOLD IN CONTACT AREA, MATTE TIN ON TAIL. (AVAILABLE ON -09.75 LEAD STYLE ONLY)
- ROW SPECIFICATION**  
-D: DOUBLE
- OPTION**  
-A: ALIGNMENT PIN  
-GP: GUIDE POSTS (SEE FIG 3, SHEET 2) (AVAILABLE ON -05.75 & -06.75 LEAD STYLES ONLY)

- PACKAGING**  
-BLANK: TRAYS (SEE NOTE 8)  
-TR: TAPE & REEL PACKAGING (-026 THRU -078 WITH NO OPTIONS) (-026 & -052 WITH -GP, -PXX, -RF1, -RT1) (-026 WITH RF2) (SEE NOTE 11 & 12)  
-FR: FULL REEL QTY TAPE & REEL (SEE NOTE 11 & 12)
- PICK & PLACE PAD**  
-K: KAPTON PAD (SEE FIG 2, SHEET 2)
- END OPTION**  
-PC4: POWER COMBO 4 (.062" THICK BOARD) (SEE FIG 5, SHEET 4)  
-PC8: POWER COMBO 8 (.062" THICK BOARD) (SEE FIG 5, SHEET 4)  
-PT4: POWER COMBO 4 (.093" THICK BOARD) (SEE FIG 5, SHEET 4)  
-PT8: POWER COMBO 8 (.093" THICK BOARD) (SEE FIG 5, SHEET 4)  
-RF1: 1 RF POS PER END (SEE FIG 6, SHEET 5)  
-RF2: 2 RF POS PER END (SEE FIG 7, SHEET 5)  
-RT1: 1 RT POS PER END (SEE FIG 8, SHEET 6)
- (-PXX & -RFX NOT AVAILABLE IN COMBINATION WITH -A, -GP, OR -K) (END OPTION APPLIES TO BOTH ENDS. COMBINATIONS ARE NOT AVAILABLE)**  
**(-PXX & -RFX AVAILABLE IN POS -026, -052, & -078 ONLY)**  
**(-RFX & -RT1 AVAILABLE ON -05.75 LEAD STYLE ONLY)**  
**(-RT1 AVAILABLE IN -026, -052, -078, & -104 POS WITH -A OPTION ONLY)**  
**(-PXX AVAILABLE ON -05.75 & -06.75 LEAD STYLES ONLY)**

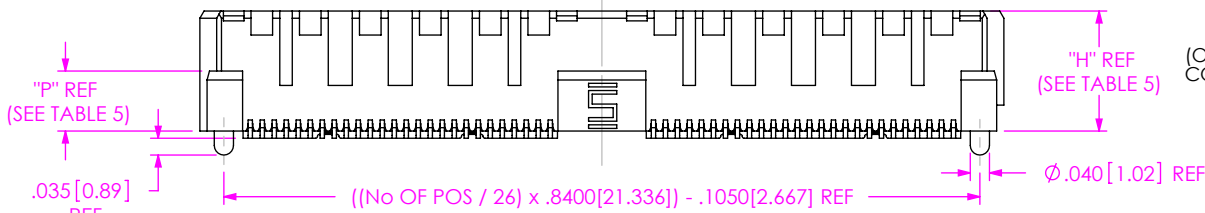


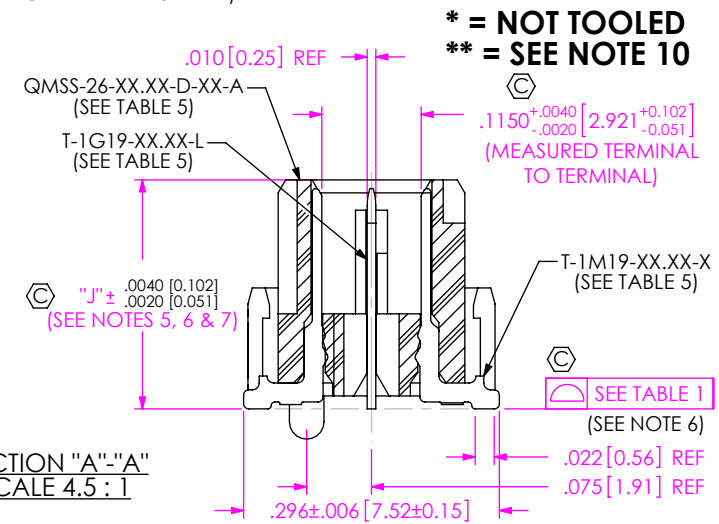
TABLE 5

LEAD STYLE	"H"	"J"	"P"	QMS BODY	QMS STACKER BODY	TERMINAL	GROUND PLANE	MATED TO QFS-XX-XX
-05.75	.212 [5.38]	.2268 [5.761]	.085 [2.16]	QMSS-26-05.75-D-XX-A	N/A	T-1M19-05.75-XX	T-1G19-05.75-L	QFS-04.25 QFS-06.25
-06.75	.250 [6.35]	.2650 [6.731]	.125 [3.18]	QMSS-26-06.75-D-XX-A	N/A	T-1M19-06.75-XX	T-1G19-06.75-L	QFS-04.25 QFS-06.25
-09.75	.368 [9.35]	.3830 [9.728]	.085 [2.16]	QMSS-26-05.75-D-XX-XX	QTSH-26-01-D-XX-A	T-1M19-09.75-XX	T-1G19-09.75-L	QFS-04.25 QFS-06.25

TABLE 1

No OF POSITIONS	No OF BANKS	COPLANARITY
-026 AND -052	1 AND 2	.004[.10]
-078 THRU *-130	3 THRU 5	.006[.15]

- NOTES:
- ⊗ REPRESENTS A CRITICAL DIMENSION.
  - MAXIMUM BURR ALLOWANCE: .0015
  - MINIMUM PUSHOUT FORCE: SIGNAL: .5 LB, GROUND: 1 LB, POWER: .5 LB, RF: .5 LB.
  - ALL TERMINALS ON THE -05.75 & -06.75 LEAD STYLES WILL BE SHEARED.
  - MAXIMUM VARIANCE: .002[0.05]
  - DIMENSION APPLIES TO CONTACTS & GROUND PLANE.
  - GROUND PLANE PRESS HEIGHT MUST BE .003[0.08] LESS THAN THE MAXIMUM HEIGHT OR .001[0.03] GREATER THAN THE MINIMUM HEIGHT OF THE TERMINALS.
  - TRAYS ARE STANDARD PACKAGING.
  - LEADSTYLES -10 AND -11 MAY BE SUBSTITUTED IN PART CALLOUT FOR -05.75 AND -06.75 ACCORDINGLY FOR EXISTING CUSTOMERS ONLY.
  - 09.75 LEAD STYLE -078 AND -104 POSITION AVAILABLE TO EXISTING CUSTOMERS ONLY.
  - ORDERS WILL BE PACKAGED ACCORDING TO THE SAMTEC PACKAGING EFFICIENCY STANDARDS (SPES) FOUND ON WWW.SAMTEC.COM.
  - ATTACH LABEL TO EACH REEL.



UNLESS OTHERWISE SPECIFIED, DIMENSIONS ARE IN INCHES.

TOLERANCES ARE:  
DECIMALS ANGLES  
.XX: ±.01[.3]  
.XXX: ±.005[0.13]  
.XXXX: ±.0020[0.051]

**MATERIAL:** DO NOT SCALE DRAWING SHEET SCALE: 1:0.4  
INSULATOR: LCP, UL 94V-0; COLOR: BLACK  
TERMINAL & GROUND PLANE: PHOS BRONZE

**PROPRIETARY NOTE**  
THIS DOCUMENT CONTAINS CONFIDENTIAL AND PROPRIETARY INFORMATION AND ALL DESIGN, MANUFACTURING, REPRODUCTION, USE, PATENT RIGHTS AND SALES RIGHTS ARE EXPRESSLY RESERVED BY SAMTEC, INC. THIS DOCUMENT SHALL NOT BE DISCLOSED, IN WHOLE OR PART, TO ANY UNAUTHORIZED PERSON OR ENTITY NOR REPRODUCED, TRANSFERRED OR INCORPORATED IN ANY OTHER PROJECT IN ANY MANNER WITHOUT THE EXPRESS WRITTEN CONSENT OF SAMTEC, INC.

520 PARK EAST BLVD, NEW ALBANY, IN 47150  
PHONE: 812-944-6733 FAX: 812-948-5047  
e-Mail: info@SAMTEC.com code: 55322

DESCRIPTION:  
.635mm DOUBLE ROW TERMINAL STRIP

DWG. NO.  
QMS-XXX-XX.XX-XX-D-XX-XXX-X-XX

BY: E.L.S. 10/12/2010 SHEET 1 OF 6

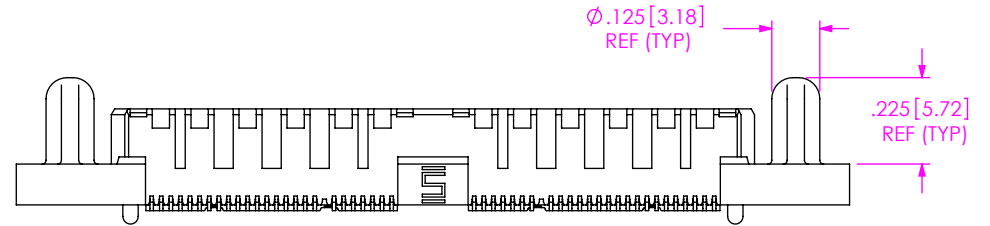
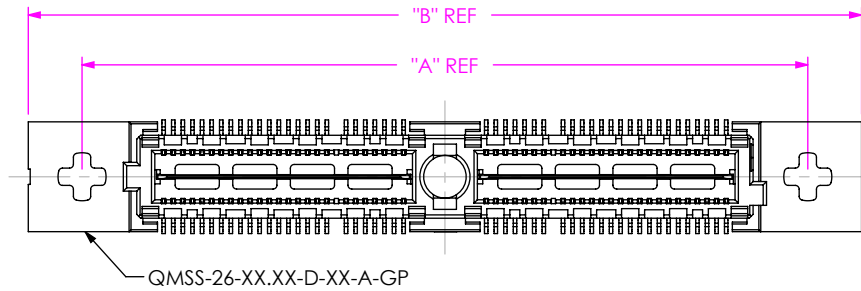
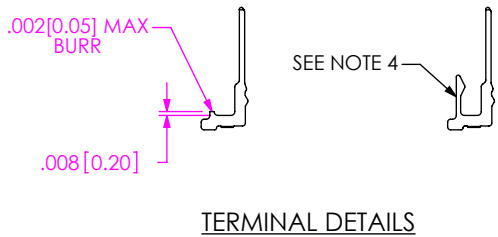
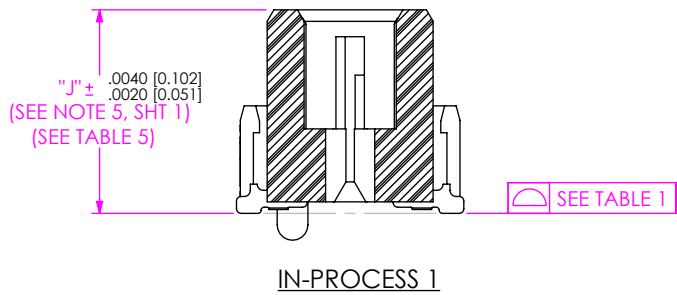


FIG 3

-GP: GUIDE POST OPTION  
(QMS-052-06.75-X-D-A-GP SHOWN)  
(AVAILABLE ON -05.75 & -06.75 LEAD STYLES ONLY)

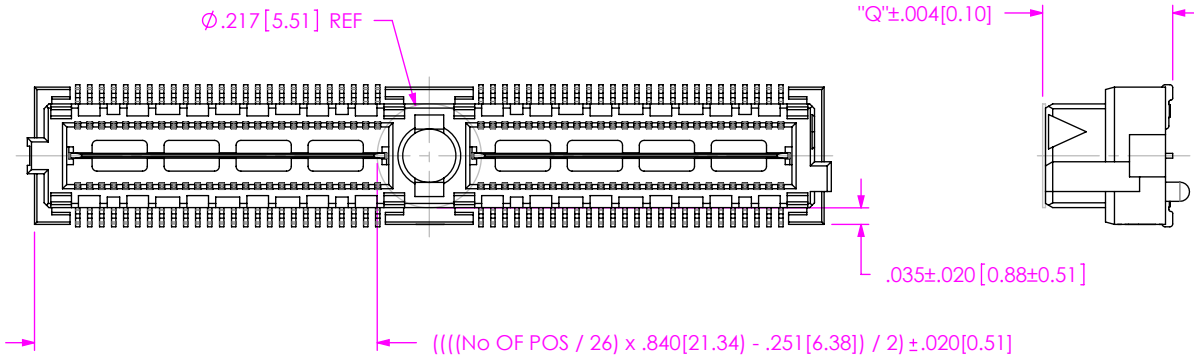


FIG 2

-K: POLYIMIDE PAD OPTION  
(USE K-DOT-.217-.313-005, NOT APPROVED  
FOR VISION INTEGRATED KAPTON APPLICATION)  
(QMS-052-06.75-X-D-A-K SHOWN)

LEAD STYLE	"Q"
-05.75	.233 [5.91]
-06.75	.271 [6.88]
-09.75	.389 [9.88]

ASSEMBLY	"A"	"B"
QMS-026-XX-X-D-A-GP	1.050 [26.67]	1.330 [33.78]
QMS-052-XX-X-D-A-GP	1.890 [48.00]	2.170 [55.12]
QMS-078-XX-X-D-A-GP	2.730 [69.34]	3.010 [76.45]
QMS-104-XX-X-D-A-GP	3.570 [90.68]	3.850 [97.79]
* QMS-130-XX-X-D-A-GP	4.410 [112.01]	4.690 [119.13]

**\* NOT TOOLED**

**PROPRIETARY NOTE**  
THIS DOCUMENT CONTAINS CONFIDENTIAL AND PROPRIETARY INFORMATION AND ALL DESIGN, MANUFACTURING, REPRODUCTION, USE, PATENT RIGHTS AND SALES RIGHTS ARE EXPRESSLY RESERVED BY SAMTEC, INC. THIS DOCUMENT SHALL NOT BE DISCLOSED, IN WHOLE OR PART, TO ANY UNAUTHORIZED PERSON OR ENTITY NOR REPRODUCED, TRANSFERRED OR INCORPORATED IN ANY OTHER PROJECT IN ANY MANNER WITHOUT THE EXPRESS WRITTEN CONSENT OF SAMTEC, INC.

DO NOT SCALE DRAWING

SHEET SCALE: 1:0.4

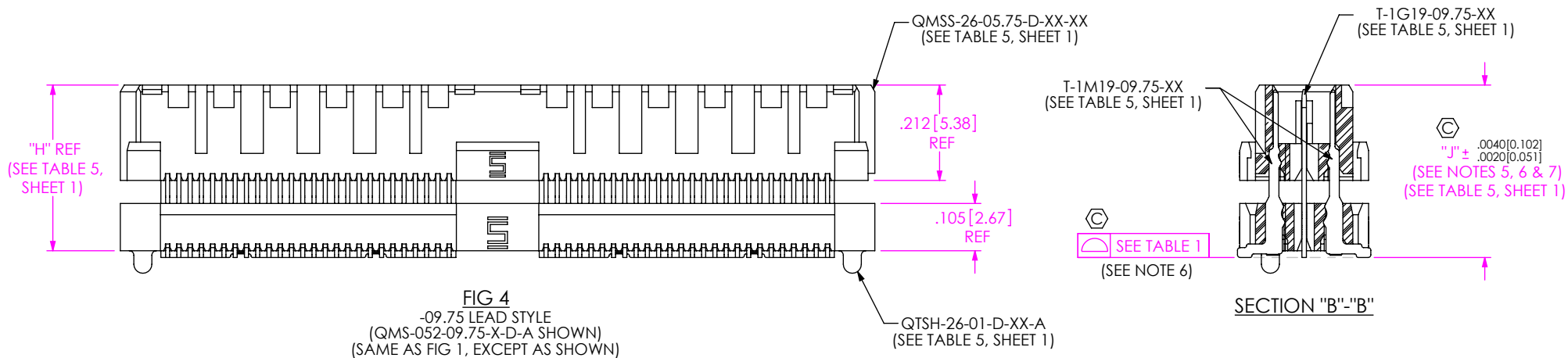
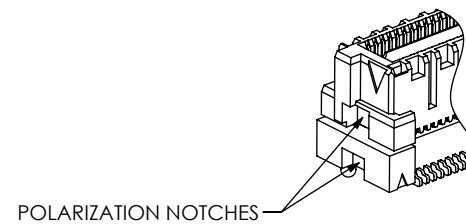
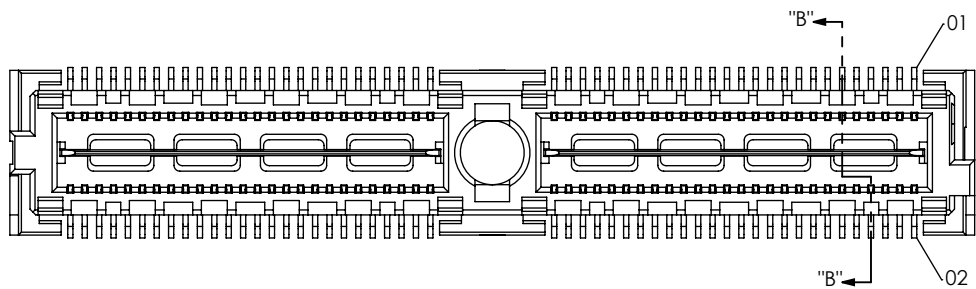


520 PARK EAST BLVD, NEW ALBANY, IN 47150  
PHONE: 812-944-6733 FAX: 812-948-5047  
e-Mail: info@SAMTEC.com code: 55322

DESCRIPTION:  
.635mm DOUBLE ROW TERMINAL STRIP

DWG. NO.  
QMS-XXX-XX.XX-XX-D-XX-XXX-X-XX

BY: E.L.S. 10/12/2010 SHEET 2 OF 6



<p><b>PROPRIETARY NOTE</b></p> <p>THIS DOCUMENT CONTAINS CONFIDENTIAL AND PROPRIETARY INFORMATION AND ALL DESIGN, MANUFACTURING, REPRODUCTION, USE, PATENT RIGHTS AND SALES RIGHTS ARE EXPRESSLY RESERVED BY SAMTEC, INC. THIS DOCUMENT SHALL NOT BE DISCLOSED, IN WHOLE OR PART, TO ANY UNAUTHORIZED PERSON OR ENTITY NOR REPRODUCED, TRANSFERRED OR INCORPORATED IN ANY OTHER PROJECT IN ANY MANNER WITHOUT THE EXPRESS WRITTEN CONSENT OF SAMTEC, INC.</p> <p>DO NOT SCALE DRAWING</p> <p>SHEET SCALE: 3:1</p>		
	<p>520 PARK EAST BLVD, NEW ALBANY, IN 47150 PHONE: 812-944-6733 FAX: 812-948-5047 e-Mail: info@SAMTEC.com code: 55322</p>	
	<p>DESCRIPTION: .635mm DOUBLE ROW TERMINAL STRIP</p>	
	<p>DWG. NO. QMS-XXX-XX.XX-XX-D-XX-XXX-X-XX</p>	
<p>BY: E.L.S. 10/12/2010 SHEET 3 OF 6</p>		

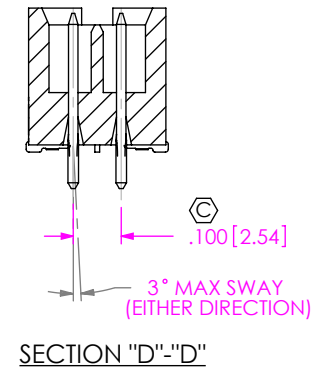
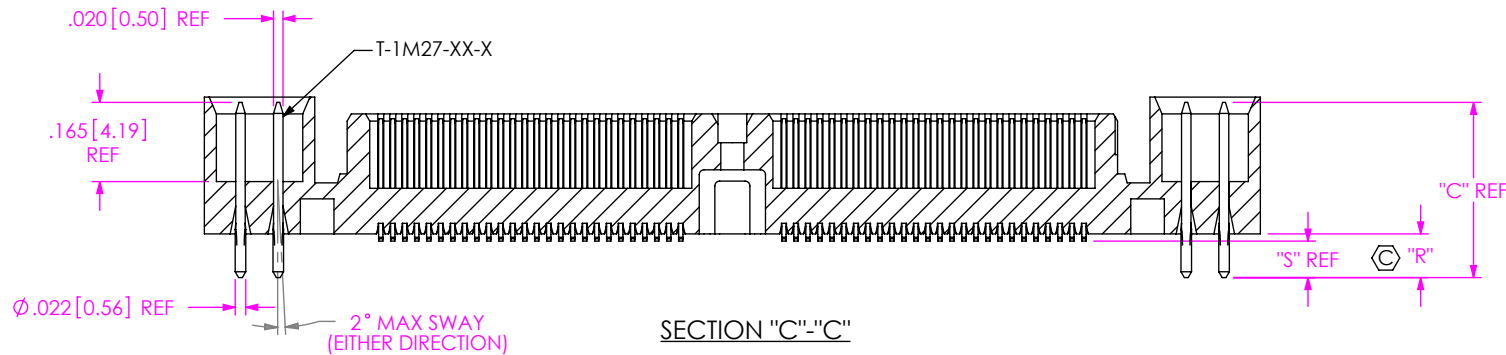
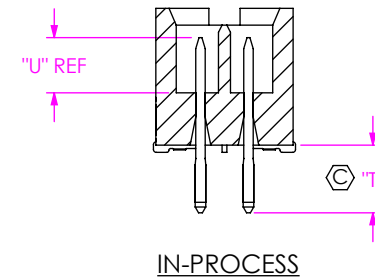
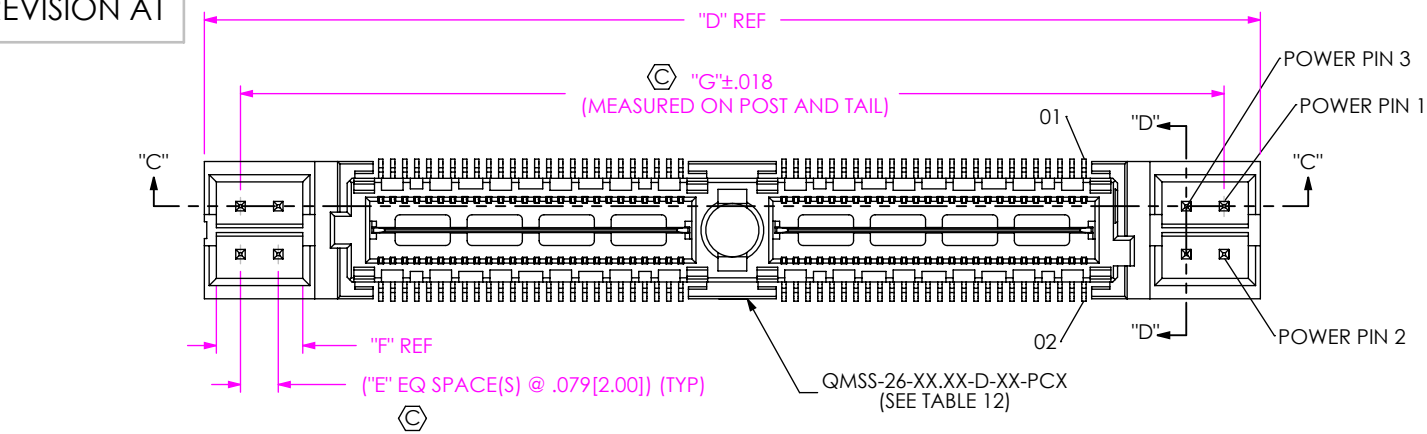


FIG 5  
-PXX OPTION  
POWER COMBO OPTIONS  
QMS-052-06.75-X-D-PC4 SHOWN  
(SAME AS FIG 1, UNLESS OTHERWISE STATED)  
[NOT AVAILABLE WITH -A, -GP OR -K OPTION, AVAILABLE ON LEAD STYLES -05.75 & -06.75 ONLY]  
(AVAILABLE ON -026, -052 & -078 POSITIONS ONLY)

ASSEMBLY	"D"	"E"	"F"	"G"
QMS-026-XX.XX-X-D-X-PX4	1.360[34.54]	1	.180[4.57]	1.209[30.71]
QMS-026-XX.XX-X-D-X-PX8	1.675[42.55]	3	.337[8.56]	1.524[38.71]
QMS-052-XX.XX-X-D-X-PX4	2.200[55.88]	1	.180[4.57]	2.049[52.04]
QMS-052-XX.XX-X-D-X-PX8	2.515[63.88]	3	.337[8.56]	2.364[60.05]
QMS-078-XX.XX-X-D-X-PX4	3.040[77.22]	1	.180[4.57]	2.889[73.38]
QMS-078-XX.XX-X-D-X-PX8	3.355[85.22]	3	.337[8.56]	3.204[81.38]

LEAD STYLE	POWER OPTION	BODY
-06.75	PX4	QMSS-26-06.75-D-XX-PC4
-06.75	PX8	QMSS-26-06.75-D-XX-PC8
-05.75	PX4	QMSS-26-05.75-D-XX-PC4
-05.75	PX8	QMSS-26-05.75-D-XX-PC8

LEAD STYLE	POWER OPTION	TERMINAL	"C"	"R"	"S"	"T"	"U"
-06.75	PCX	T-1M27-01-S	.365[9.27]	.091[2.31]	.076[1.93]	.132[3.35]	.124[3.15]
-06.75	PTX	T-1M27-03-S	.400[10.16]	.126[3.20]	.111[2.82]	.132[3.35]	.159[4.04]
-05.75	PCX	T-1M27-02-S	.326[8.28]	.086[2.18]	.071[1.80]	.172[4.37]	.079[2.01]
-05.75	PTX	T-1M27-01-S	.365[9.27]	.125[3.18]	.110[2.79]	.172[4.37]	.118[3.00]

**PROPRIETARY NOTE**  
THIS DOCUMENT CONTAINS CONFIDENTIAL AND PROPRIETARY INFORMATION AND ALL DESIGN, MANUFACTURING, REPRODUCTION, USE, PATENT RIGHTS AND SALES RIGHTS ARE EXPRESSLY RESERVED BY SAMTEC, INC. THIS DOCUMENT SHALL NOT BE DISCLOSED, IN WHOLE OR PART, TO ANY UNAUTHORIZED PERSON OR ENTITY NOR REPRODUCED, TRANSFERRED OR INCORPORATED IN ANY OTHER PROJECT IN ANY MANNER WITHOUT THE EXPRESS WRITTEN CONSENT OF SAMTEC, INC.

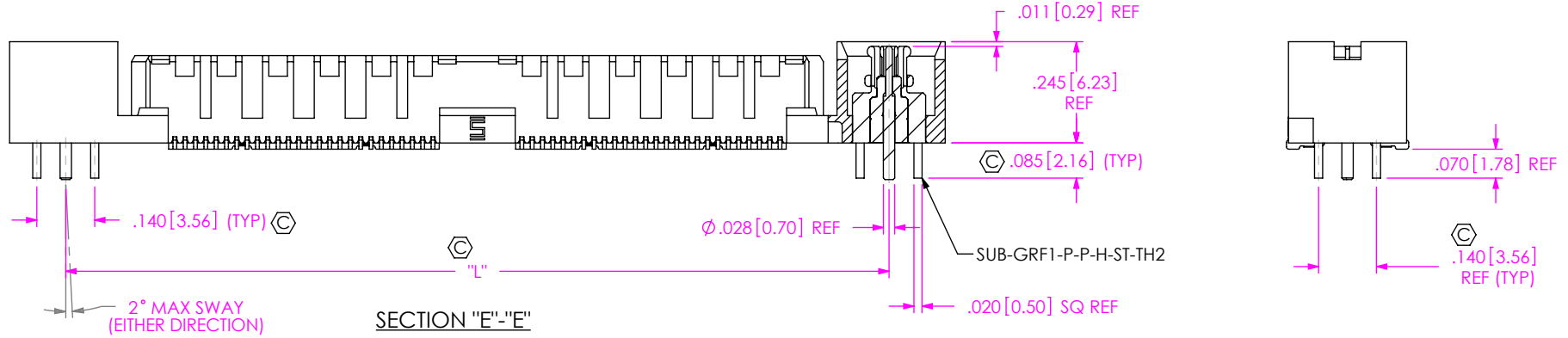
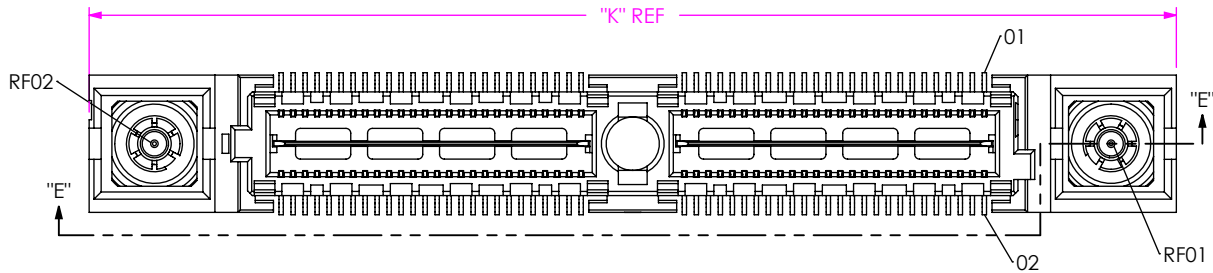
DO NOT SCALE DRAWING  
SHEET SCALE: 1:0.4



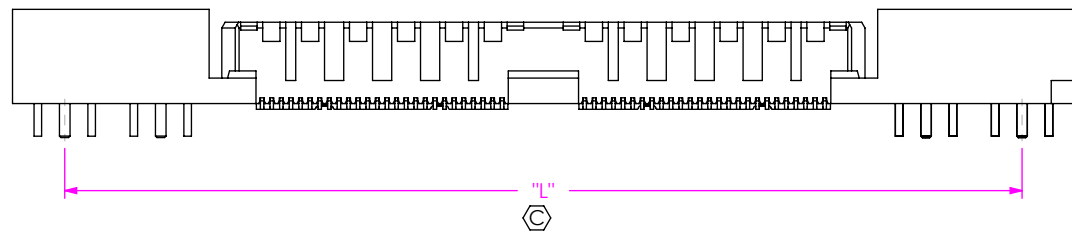
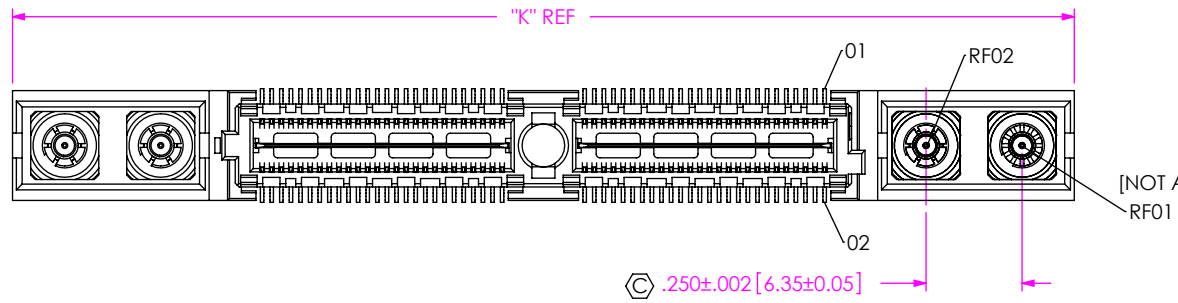
520 PARK EAST BLVD, NEW ALBANY, IN 47150  
PHONE: 812-944-6733 FAX: 812-948-5047  
e-Mail: info@SAMTEC.com code: 55322

DESCRIPTION:  
.635mm DOUBLE ROW TERMINAL STRIP  
DWG. NO.  
QMS-XXX-XX.XX-XX-D-XX-XXX-X-XX  
BY: E.L.S. 10/12/2010 SHEET 4 OF 6

TABLE 7			
ASSEMBLY	QMS-26-05.75-D-XX-RFX	"K"	"L"
QMS-026-05.75-X-D-RF1	QMS-26-05.75-D-01-RF1	1.425[36.20]	1.153[29.29]
QMS-026-05.75-X-D-RF2	QMS-26-05.75-D-01-RF2	1.925[48.90]	1.653[41.99]
QMS-052-05.75-X-D-RF1	QMS-26-05.75-D-02-RF1	2.265[57.53]	1.993[50.62]
QMS-052-05.75-X-D-RF2	QMS-26-05.75-D-02-RF2	2.765[70.23]	2.493[63.32]
QMS-078-05.75-X-D-RF1	QMS-26-05.75-D-03-RF1	3.105[78.87]	2.833[71.96]
QMS-078-05.75-X-D-RF2	QMS-26-05.75-D-03-RF2	3.605[91.57]	3.333[84.66]



**FIG 6**  
 -RF1 OPTION  
 QMS-052-05.75-X-D-RF1 SHOWN  
 (SAME AS FIG 1, UNLESS OTHERWISE STATED)  
 [NOT AVAILABLE WITH -A OR -GP OPTION, AVAILABLE ON LEAD STYLE -05.75 ONLY]  
 (AVAILABLE ON -026, -052 & -078 POSITIONS ONLY)



**FIG 7**  
 -RF2 OPTION  
 QMS-052-05.75-X-D-RF2 SHOWN  
 (SAME AS FIG 6, UNLESS OTHERWISE STATED)  
 [NOT AVAILABLE WITH -A OR -GP OPTION, AVAILABLE ON LEAD STYLE -05.75 ONLY]  
 (AVAILABLE ON -026, -052 & -078 POSITIONS ONLY)

**PROPRIETARY NOTE**  
 THIS DOCUMENT CONTAINS CONFIDENTIAL AND PROPRIETARY INFORMATION AND ALL DESIGN, MANUFACTURING, REPRODUCTION, USE, PATENT RIGHTS AND SALES RIGHTS ARE EXPRESSLY RESERVED BY SAMTEC, INC. THIS DOCUMENT SHALL NOT BE DISCLOSED, IN WHOLE OR PART, TO ANY UNAUTHORIZED PERSON OR ENTITY NOR REPRODUCED, TRANSFERRED OR INCORPORATED IN ANY OTHER PROJECT IN ANY MANNER WITHOUT THE EXPRESS WRITTEN CONSENT OF SAMTEC, INC.

**samtec**  
 520 PARK EAST BLVD, NEW ALBANY, IN 47150  
 PHONE: 812-944-6733 FAX: 812-948-5047  
 e-Mail: info@SAMTEC.com code: 55322

DO NOT SCALE DRAWING  
 SHEET SCALE: 1:0.4

DESCRIPTION:	.635mm DOUBLE ROW TERMINAL STRIP	
DWG. NO.	QMS-XXX-XX.XX-XX-D-XX-XXX-X-XX	
BY:	E.L.S.	10/12/2010 SHEET 5 OF 6

TABLE 8			
ASSEMBLY	QMS-26-05.75-D-XX-A-RTX	"M"	"N"
QMS-026-05.75-X-D-A-RT1	QMS-26-05.75-D-01-A-RT1	1.425[36.20]	1.153[29.29]
QMS-052-05.75-X-D-A-RT1	QMS-26-05.75-D-02-A-RT1	2.265[57.53]	1.993[50.62]
QMS-078-05.75-X-D-A-RT1	QMS-26-05.75-D-03-A-RT1	3.105[78.87]	2.833[71.96]
QMS-104-05.75-X-D-A-RT1	QMS-26-05.75-D-04-A-RT1	3.945[100.20]	3.673[93.29]

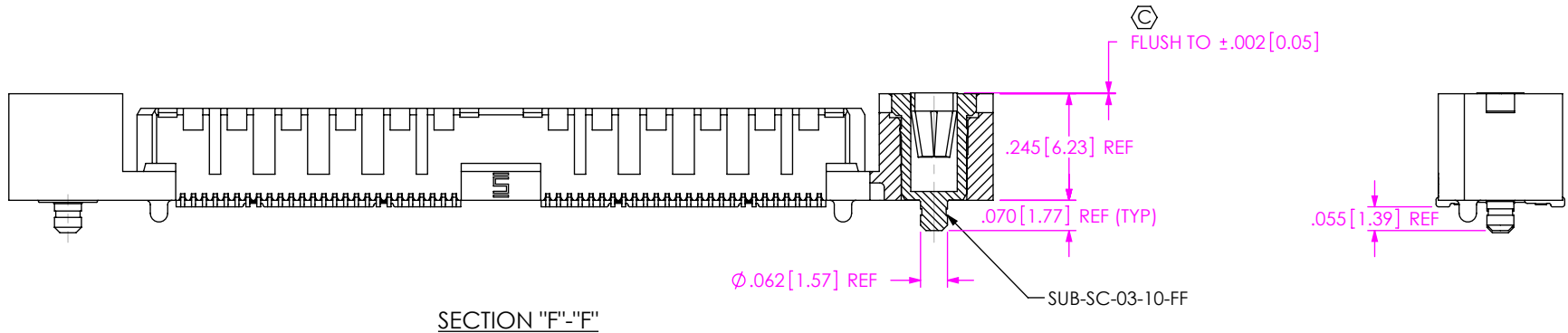
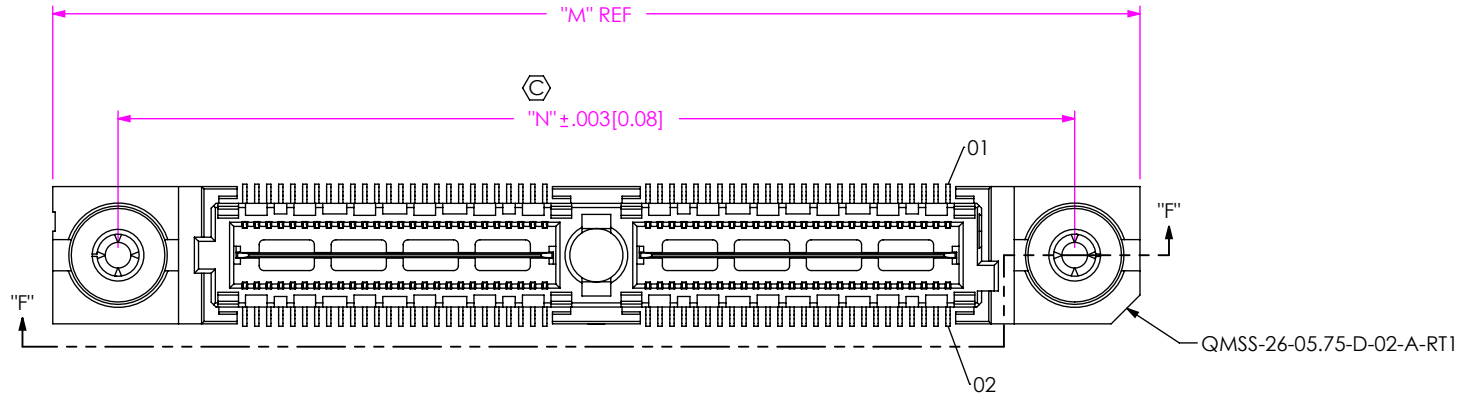


FIG 8  
 -RT1 OPTION  
 QMS-052-05.75-X-D-A-RT1 SHOWN  
 (SAME AS FIG 1, UNLESS OTHERWISE STATED)  
 [NOT AVAILABLE WITH -GP, -PCX OR -RFX OPTION, AVAILABLE ON LEAD STYLE -05.75 ONLY]  
 (AVAILABLE ON -026, -052, -078, & -104 POSITIONS WITH -A OPTION ONLY)

**PROPRIETARY NOTE**  
 THIS DOCUMENT CONTAINS CONFIDENTIAL AND PROPRIETARY INFORMATION AND ALL DESIGN, MANUFACTURING, REPRODUCTION, USE, PATENT RIGHTS AND SALES RIGHTS ARE EXPRESSLY RESERVED BY SAMTEC, INC. THIS DOCUMENT SHALL NOT BE DISCLOSED, IN WHOLE OR PART, TO ANY UNAUTHORIZED PERSON OR ENTITY NOR REPRODUCED, TRANSFERRED OR INCORPORATED IN ANY OTHER PROJECT IN ANY MANNER WITHOUT THE EXPRESS WRITTEN CONSENT OF SAMTEC, INC.

DO NOT SCALE DRAWING

SHEET SCALE: 1:0.4



520 PARK EAST BLVD, NEW ALBANY, IN 47150  
 PHONE: 812-944-6733 FAX: 812-948-5047  
 e-Mail: info@SAMTEC.com code: 55322

DESCRIPTION:  
 .635mm DOUBLE ROW TERMINAL STRIP

DWG. NO.  
 QMS-XXX-XX.XX-XX-D-XX-XXX-X-XX

BY: E.L.S. 10/12/2010 SHEET 6 OF 6