


## HIGH POWER SYSTEMS


**20-60 A**  
per blade

### FEATURES & BENEFITS

- Current Rating: 23 A - 58.7 A per power blade
- 3.81 mm, 5.00 mm and 6.35 mm pitch
- Dual blade contact system
- Power only or power/signal combinations available
- Right-angle and vertical orientations
- Rugged screw down and locking clip options
- Discrete wire cable assemblies with 10-16 AWG wire (see pages 246-248)
- "Hinged" for unique mating in any orientation from 0° to 90° and space confined applications



Hermaphroditic options  
[samtec.com?MPPT](http://samtec.com?MPPT) and  
[samtec.com?UPPT](http://samtec.com?UPPT)



Hinging options available  
[samtec.com?FMPT](http://samtec.com?FMPT) and  
[samtec.com?FMPS](http://samtec.com?FMPS)

### CREEPAGE & CLEARANCE

SERIES	CREEPAGE	CLEARANCE
UPT/UPS/UPPT	5.50 mm	1.51 mm
MPT/MPS/MPTC/MPSC	2.95 mm	2.71 mm
PET/PES/PETC/PESC	3.66 mm	3.31 mm

Selectively loading contacts achieves customer specific creepage and clearance requirements.

### KEY SPECIFICATIONS

SERIES	PITCH	INSULATOR MATERIAL	CONTACT MATERIAL	PLATING	OPERATING TEMP RANGE	CURRENT RATING	VOLTAGE RATING	LEAD-FREE SOLDERABLE
UPT/UPS	(3.81 mm) .150"	Black LCP	BeCu	Sn or Au over 50 μ" (1.27 μm) Ni	-55 °C to +105 °C (Sn) -55 °C to +125 °C (Au)	23 A (1 pin powered)	438 VAC	Yes
UPPT	(3.81 mm) .150"	Black LCP	Copper Alloy	Sn or Au over 50 μ" (1.27 μm) Ni	-55 °C to +105 °C (Sn) -55 °C to +125 °C (Au)	21.4 A (1 pin powered)	425 VAC	Yes
MPT/MPS	(5.00 mm) .1969"	Black LCP	Copper Alloy	Sn or Au over 50 μ" (1.27 μm) Ni	-55 °C to +105 °C (Sn) -55 °C to +125 °C (Au)	28.8 A (1 pin powered)	575 VAC	Yes
MPTC/MPSC	(5.00 mm) .197" (pwr) (2.00 mm) .079" (sig)	Black LCP	Signal: Phosphor Bronze Terminal: Copper Alloy	Sn or Au over 50 μ" (1.27 μm) Ni	-55 °C to +105 °C (Sn) -55 °C to +125 °C (Au)	28.8 A (pwr - 1 pin powered) 5 A (sig - 4 pins powered)	250 VAC	Yes
PET/PES	(6.35 mm) .250"	Black LCP	Copper Alloy	Sn or Au over 50 μ" (1.27 μm) Ni	-55 °C to +105 °C (Sn) -55 °C to +125 °C (Au)	58.7 A (1 pin powered)	450 VAC	Yes
PETC/PESC	(6.35 mm) .250" (pwr) (2.54 mm) .100" (sig)	Black LCP	Copper Alloy	Sn or Au over 50 μ" (1.27 μm) Ni	-55 °C to +105 °C (Sn) -55 °C to +125 °C (Au)	31.4 A (pwr - 1 pin powered) 5.7 A (sig - 4 pins powered)	650 VAC (pwr) 450 VAC (sig)	Yes

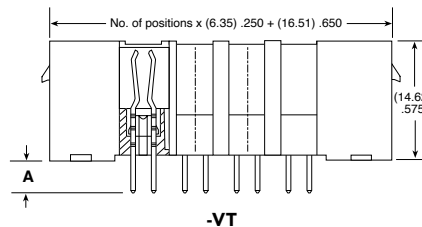
# POWER™ STRIP40

(6.35 mm) .250" PITCH • 40 A HIGH-POWER SYSTEM

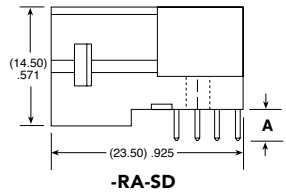
PET	NO. PINS PER ROW	LEAD STYLE	PLATING OPTION	TAIL OPTION	OTHER OPTION
	-02, -04, -06, -08	-01 = Use with (1.60 mm) .062" Thick PCB  -02 = Use with (3.18 mm) .125" Thick PCB	-L = 10 μ" (0.25 μm) Gold on contact, Matte Tin on tail  -T = Matte Tin	-VT = Vertical  -RA = Right-angle (Screw Down option required)	-SD = Screw Down (Right-angle only)

## PET

Board Mates:  
PES  
Cable Mates:  
PESS



TAIL LENGTH	A
-01	(2.35) .093
-02	(3.95) .156



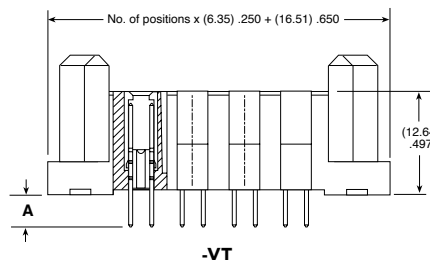

**Note:** Some lengths, styles and options are non-standard, non-returnable

View complete specifications at: [samtec.com?PET](http://samtec.com?PET)

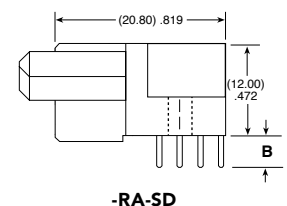
PES	NO. PINS PER ROW	LEAD STYLE	PLATING OPTION	TAIL OPTION	OTHER OPTION
	-02, -04, -06, -08	-01 = Use with (1.60 mm) .062" Thick PCB  -02 = Use with (3.18 mm) .125" Thick PCB	-L = 10 μ" (0.25 μm) Gold on contact, Matte Tin on tail  -T = Matte Tin	-VT = Vertical  -RA = Right-angle (Screw Down option required)	-SD = Screw Down (Right-angle only)

## PES

Board Mates:  
PET



TAIL LENGTH	A	B
-01	(2.47) .097	(2.35) .093
-02	(4.07) .160	(3.95) .156



**Note:** Some lengths, styles and options are non-standard, non-returnable

View complete specifications at: [samtec.com?PES](http://samtec.com?PES)