

DESIGNED & DIMENSIONED
IN MILLIMETERS [INCHES]

DO NOT
SCALE FROM
THIS PRINT

MCX-P-C-XX-ST-CA2

GENDER
-P: PLUG

TYPE
-C: CABLE

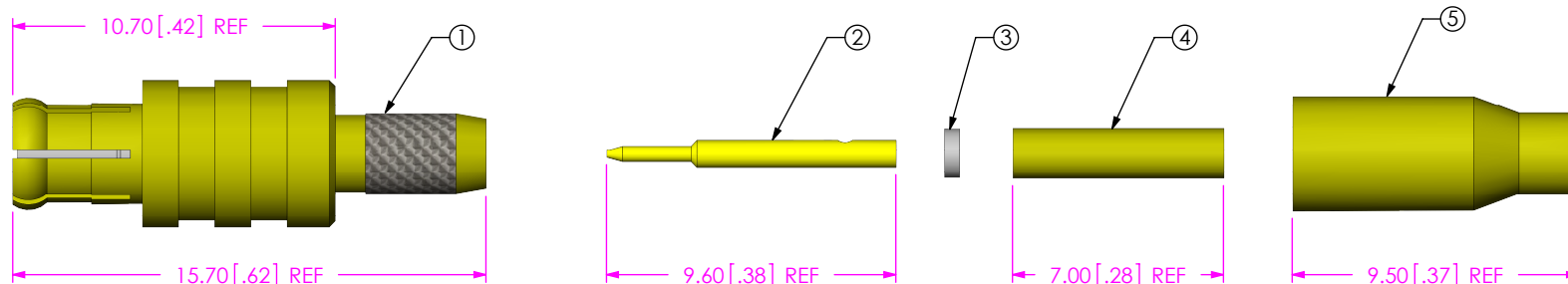
TERMINATION
-CA2: CABLE
(RG178)

ORIENTATION
-ST: STRAIGHT

TABLE 1			
ITEM	COMPONENT	-H	-HN
1	SUB ASSEMBLY	SUB-MCX-P-C-F-ST-CA1	SUB-MCX-P-C-FN-ST-CA1
2	PIN	MCX-PIN-002-H	
3	INSULATOR	MCX-INS-002	
4	INNER FERRULE	MCX-FER-003-F	MCX-FER-003-N
5	OUTER FERRULE	MCX-FER-004-F	MCX-FER-004-N

PLATING SPECIFICATION

-H: 30µ" GOLD CENTER CONTACT,
3µ" GOLD OUTER CONTACT
-HN: 30µ" GOLD CENTER CONTACT,
100µ" NICKEL OUTER CONTACT
(SEE TABLE 1)



NOTES:

1. NOTE DELETED.
2. NOTE DELETED.
3. NOTE DELETED.
4. NOTE DELETED.
5. PRODUCT TO BE BULK PACKAGED PER PACKAGING STANDARD CO-RF-WI-3040-M.
6. NOTE DELETED.
7. NOTE DELETED.
8. NOTE DELETED.

F:\DWG\MISC\MKTG\MCX-P-C-XX-ST-CA2-MKT.SLDDRW

UNLESS OTHERWISE SPECIFIED,
DIMENSIONS ARE IN
MILLIMETERS [INCHES].
TOLERANCES ARE:
DECIMALS ANGLES
.X: ±0.3 [.01] 5°
.XX: ±0.13 [.005]
.XXX: ±0.051 [.0020]

PROPRIETARY NOTE
THIS DOCUMENT CONTAINS CONFIDENTIAL AND
PROPRIETARY INFORMATION AND ALL DESIGN,
MANUFACTURING, REPRODUCTION, USE, PATENT RIGHTS
AND SALES RIGHTS ARE EXPRESSLY RESERVED BY SAMTEC,
INC. THIS DOCUMENT SHALL NOT BE DISCLOSED, IN WHOLE
OR PART, TO ANY UNAUTHORIZED PERSON OR ENTITY NOR
REPRODUCED, TRANSFERRED OR INCORPORATED IN ANY
OTHER PROJECT IN ANY MANNER WITHOUT THE EXPRESS
WRITTEN CONSENT OF SAMTEC, INC.

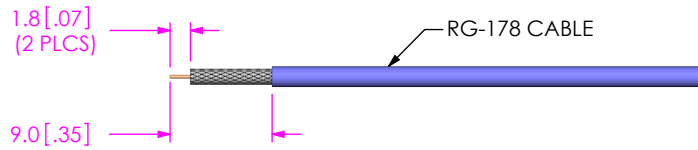
MATERIAL: DO NOT SCALE DRAWING SHEET SCALE: 4:1

SHELL, FERRULE: BRASS
PIN: BRASS
INSULATOR: PTFE

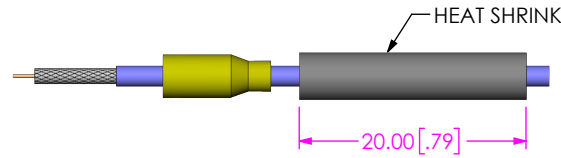


520 PARK EAST BLVD, NEW ALBANY, IN 47150
PHONE: 812-944-6733 FAX: 812-948-5047
e-Mail: info@SAMTEC.com code: 55322

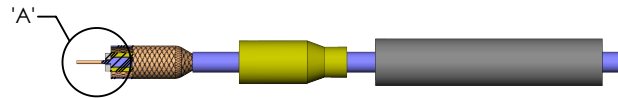
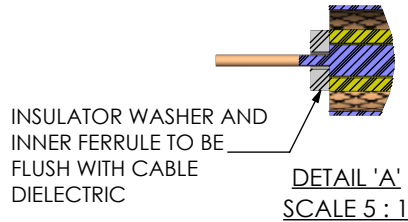
DESCRIPTION:
50 OHM, MCX STRAIGHT CABLE PLUG, RG178
DWG. NO.
MCX-P-C-XX-ST-CA2
BY: R MUSSER 02/06/2008 SHEET 1 OF 2



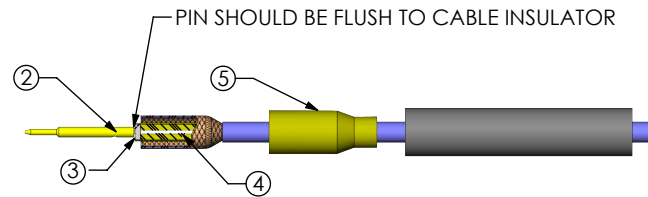
IN-PROCESS 1
STRIP CABLE AND TIN INNER CONDUCTOR



IN-PROCESS 2
ADD HEAT SHRINK TUBING AND OUTER FERRULE



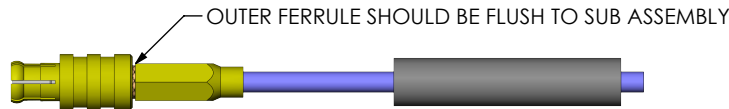
IN-PROCESS 3
FLARE SHIELD, ADD INNER FERRULE & INSULATOR



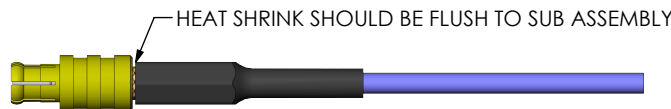
IN-PROCESS 4
SOLDER SIGNAL PIN



IN-PROCESS 5
FLARE SHIELD, ADD SUB ASSEMBLY



IN-PROCESS 6
CRIMP OUTER FERRULE
(USE RF CRIMP HAND TOOL #CAT-RF-FER-01,
USE .128" DIE SIZE)



IN-PROCESS 7
ACTIVATE HEAT SHRINK

PROPRIETARY NOTE
THIS DOCUMENT CONTAINS CONFIDENTIAL AND PROPRIETARY INFORMATION AND ALL DESIGN, MANUFACTURING, REPRODUCTION, USE, PATENT RIGHTS AND SALES RIGHTS ARE EXPRESSLY RESERVED BY SAMTEC, INC. THIS DOCUMENT SHALL NOT BE DISCLOSED, IN WHOLE OR PART, TO ANY UNAUTHORIZED PERSON OR ENTITY NOR REPRODUCED, TRANSFERRED OR INCORPORATED IN ANY OTHER PROJECT IN ANY MANNER WITHOUT THE EXPRESS WRITTEN CONSENT OF SAMTEC, INC.

DO NOT SCALE DRAWING

SHEET SCALE: 1:0.666667



520 PARK EAST BLVD, NEW ALBANY, IN 47150
PHONE: 812-944-6733 FAX: 812-948-5047
e-Mail: info@SAMTEC.com code: 55322

DESCRIPTION:
50 OHM, MCX STRAIGHT CABLE PLUG, RG178

DWG. NO. **MCX-P-C-XX-ST-CA2**

BY: R MUSSER 02/06/2008 SHEET 2 OF 2