

DO NOT SCALE FROM THIS PRINT

TABLE 1			
ITEM	COMPONENT	-H	-HN
1	SUB ASSEMBLY	SUB-MCX-P-C-F-ST-CA1	SUB-MCX-P-C-FN-ST-CA1
2	PIN	MCX-PIN-001-H	MCX-PIN-001-H
3	FERRULE	MCX-FER-001-F	MCX-FER-001-N

**GENDER**  
-P: PLUG

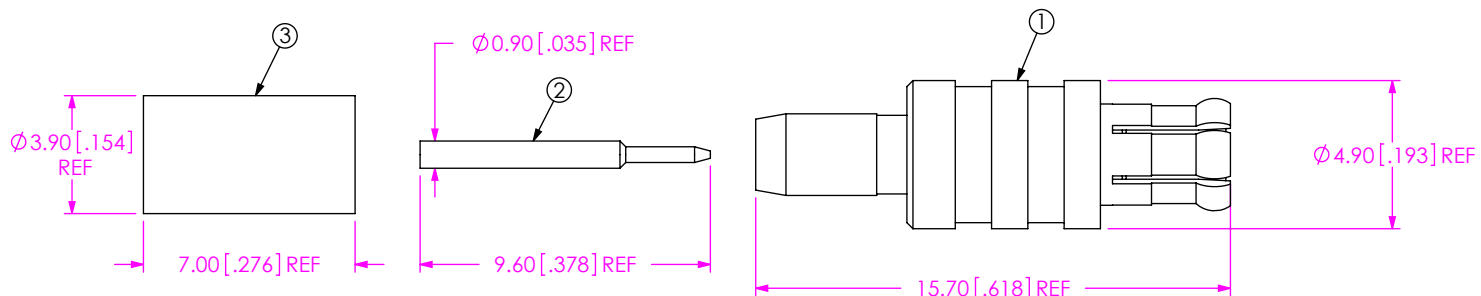
**TYPE**  
-C: CABLE

**PACKAGING**  
-BLANK: INDIVIDUALLY BAGGED  
-B: BULK PACKAGE (QTY=100 MAX)

**TERMINATION**  
-CA1: CABLE (RG174 OR RG316)

**ORIENTATION**  
-ST: STRAIGHT

**PLATING SPECIFICATION**  
-H: 30μ" GOLD CENTER CONTACT, 3μ" GOLD OUTER CONTACT  
-HN: 30μ" GOLD CENTER CONTACT, 100μ" NICKEL OUTER CONTACT (SEE TABLE 1)



**FIG1**  
MCX-P-C-XX-ST-CA1 SHOWN

NOTES:

- ① REPRESENTS A CRITICAL DIMENSION.
- CENTER CONTACT PUSHOUT FORCE: 10 N [2.25 LB] MIN.
- NOTE DELETED.
- NOTE DELETED.
- PRODUCT TO BE PACKAGED PER PRECISION RF SECTION OF PACKAGING MANUAL.
- NOTE DELETED.
- NOTE DELETED.
- NOTE DELETED.

F:\DWG\SW\Exisprod\Assembly\RF\MCX\Mcx-p-c-xx-st-ca1\MCX-P-C-XX-ST-CA1-X.SLDDRW

**UNLESS OTHERWISE SPECIFIED, DIMENSIONS ARE IN MILLIMETERS [INCHES]. TOLERANCES ARE:**

DECIMALS	ANGLES
.X: $\pm 0.3 [0.01]$	5°
.XX: $\pm 0.13 [0.005]$	
.XXX: $\pm 0.051 [0.0020]$	

**PROPRIETARY NOTE**

THIS DOCUMENT CONTAINS CONFIDENTIAL AND PROPRIETARY INFORMATION AND ALL DESIGN, MANUFACTURING, REPRODUCTION, USE, PATENT RIGHTS AND SALES RIGHTS ARE EXPRESSLY RESERVED BY SAMTEC, INC. THIS DOCUMENT SHALL NOT BE DISCLOSED, IN WHOLE OR PART, TO ANY UNAUTHORIZED PERSON OR ENTITY NOR REPRODUCED, TRANSFERRED OR INCORPORATED IN ANY OTHER PROJECT IN ANY MANNER WITHOUT THE EXPRESS WRITTEN CONSENT OF SAMTEC, INC.



520 PARK EAST BLVD, NEW ALBANY, IN 47150  
PHONE: 812-944-6733 FAX: 812-948-5047  
e-Mail: info@SAMTEC.com code: 55322

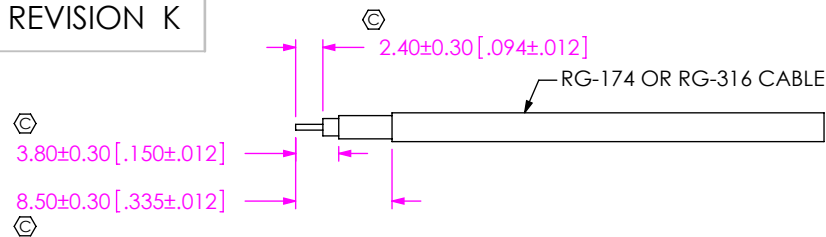
**MATERIAL:** DO NOT SCALE DRAWING SHEET SCALE: 4:1

SHELL, FERRULE: BRASS  
CONTACT: BRASS  
DIELECTRIC: PTFE

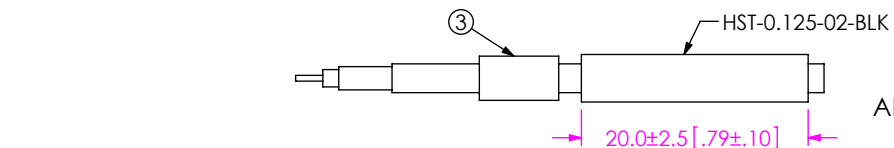
DESCRIPTION:  
MCX STRAIGHT CABLE PLUG, RG174 & RG316- 50 OHM

DWG. NO.  
**MCX-P-C-XX-ST-CA1-X**

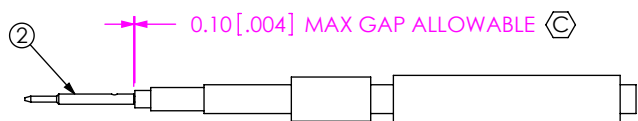
BY: R MUSSER 02/06/2008 SHEET 1 OF 3



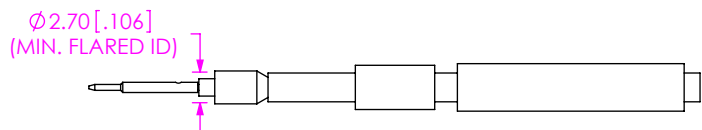
IN-PROCESS 1  
STRIP AND TIN INNER CONDUCTOR



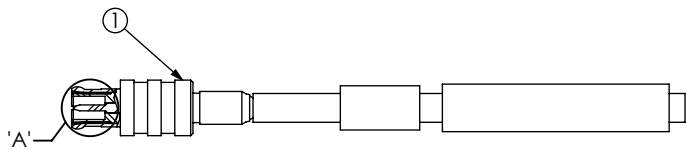
IN-PROCESS 2  
ADD HEAT SHRINK TUBE AND FERRULE



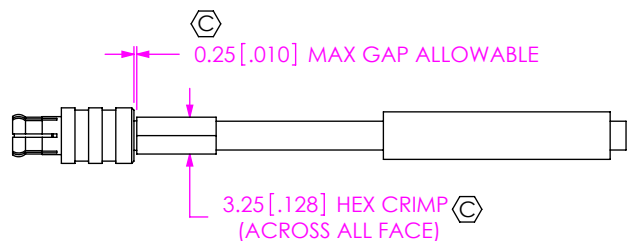
IN-PROCESS 3  
SOLDER SIGNAL PIN



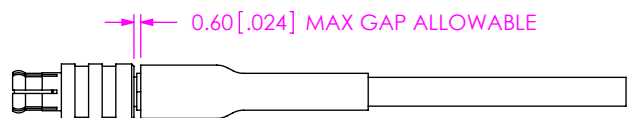
IN-PROCESS 4  
FLARE SHIELD



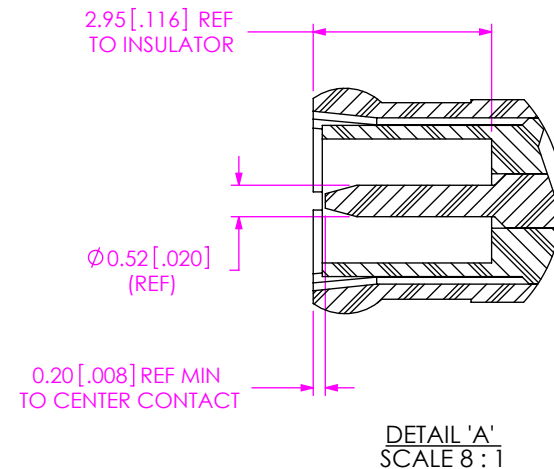
IN-PROCESS 5  
ADD SUB-ASSEMBLY  
(USE FIXTURE AS REQUIRED TO ASSURE  
CENTER CONTACT PIN LOCATION)



IN-PROCESS 6  
CRIMP FERRULE  
(USE RF CRIMP HAND TOOL  
# CAT-RF-FER-01 OR EQUIVALENT)



IN-PROCESS 7  
APPLY HEAT SHRINK TUBING



**PROPRIETARY NOTE**  
THIS DOCUMENT CONTAINS CONFIDENTIAL AND PROPRIETARY INFORMATION AND ALL DESIGN, MANUFACTURING, REPRODUCTION, USE, PATENT RIGHTS AND SALES RIGHTS ARE EXPRESSLY RESERVED BY SAMTEC, INC. THIS DOCUMENT SHALL NOT BE DISCLOSED, IN WHOLE OR PART, TO ANY UNAUTHORIZED PERSON OR ENTITY NOR REPRODUCED, TRANSFERRED OR INCORPORATED IN ANY OTHER PROJECT IN ANY MANNER WITHOUT THE EXPRESS WRITTEN CONSENT OF SAMTEC, INC.

DO NOT SCALE DRAWING

SHEET SCALE: 1:0.666667



520 PARK EAST BLVD, NEW ALBANY, IN 47150  
PHONE: 812-944-6733 FAX: 812-948-5047  
e-Mail: info@SAMTEC.com code: 55322

DESCRIPTION:  
MCX STRAIGHT CABLE PLUG, RG174 & RG316- 50 OHM

DWG. NO.  
**MCX-P-C-XX-ST-CA1-X**

BY: R MUSSER 02/06/2008 SHEET 2 OF 3

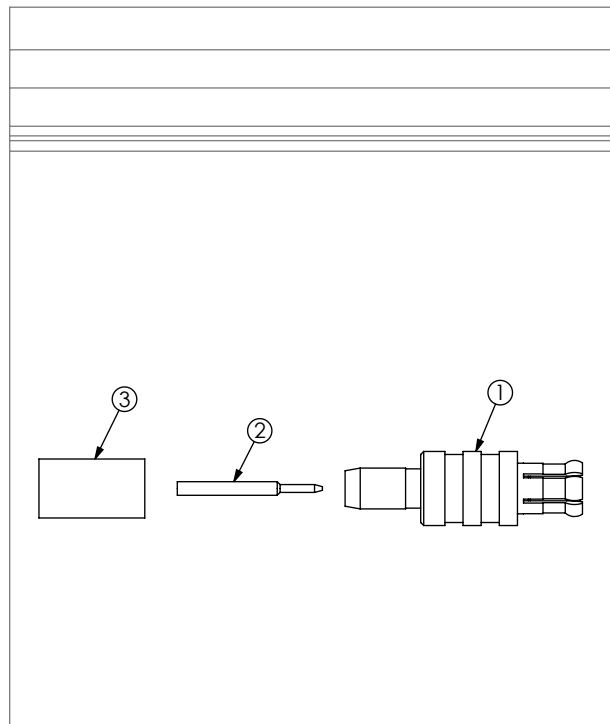


FIG2  
MCX-P-C-XX-ST-CA1 SHOWN

**PROPRIETARY NOTE**  
 \* THIS DOCUMENT CONTAINS CONFIDENTIAL AND PROPRIETARY INFORMATION AND ALL DESIGN, MANUFACTURING, REPRODUCTION, USE, PATENT RIGHTS AND SALES RIGHTS ARE EXPRESSLY RESERVED BY SAMTEC, INC. THIS DOCUMENT SHALL NOT BE DISCLOSED, IN WHOLE OR PART, TO ANY UNAUTHORIZED PERSON OR ENTITY NOR REPRODUCED, TRANSFERRED OR INCORPORATED IN ANY OTHER PROJECT IN ANY MANNER WITHOUT THE EXPRESS WRITTEN CONSENT OF SAMTEC, INC. \*



520 PARK EAST BLVD., NEW ALBANY, IN 47150  
 PHONE: 812-944-6733 FAX: 812-948-5047  
 e-Mail: info@SAMTEC.com code: 55322

DO NOT SCALE DRAWING

DESCRIPTION:  
 MCX STRAIGHT CABLE PLUG, RG174 & RG316- 50 OHM

DWG. NO.  
**MCX-P-C-XX-ST-CA1-X**

SHEET SCALE: 1:0.666667

BY: R MUSSER 02/06/2008 SHEET 3 OF 3