

PLOT SCALE: .125/ DIMSCALE: .1000

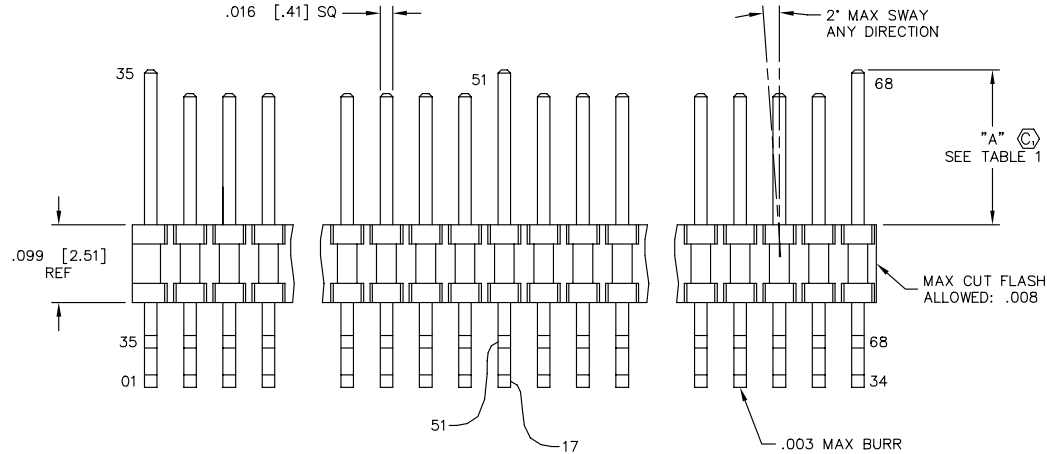
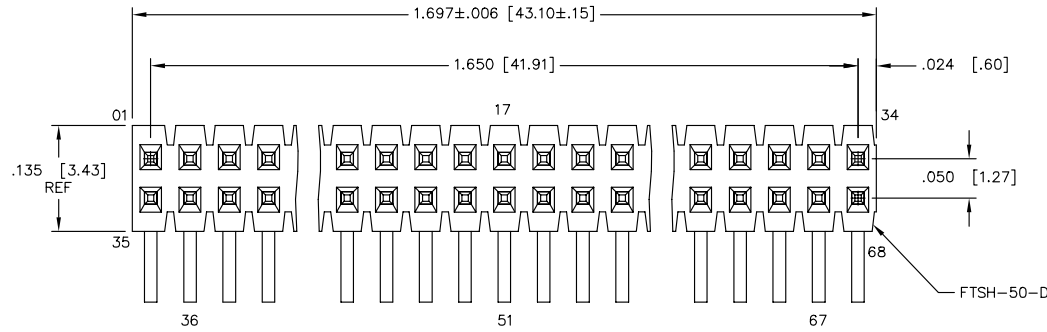
UNLESS OTHERWISE NOTED DIMENSIONS ARE IN INCHES TOLERANCES ARE:

ONE PLACE DECIMALS ± .1[2.54] THREE PLACE DECIMALS ± .005[.13]  
 TWO PLACE DECIMALS ± .01[.25] FOUR PLACE DECIMALS ± .0020[.051]

ANGLES ± 2°

TITLE: .050 x .050 C.L. HOT PLUGGABLE TERMINAL STRIP

DWG NO: HPT-134-XX-XX-D-XX  
 SHEET 1 OF 1



HPT-134-XX-XX-D-XX

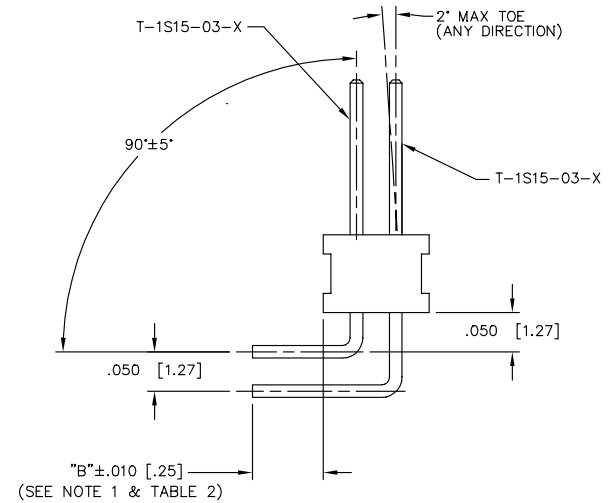
No. OF POS - 34 (PER ROW)

LEAD STYLE -01: THROUGH HOLE

PLATING  
 -L: LIGHT SELECTIVE GOLD (USE T-1S15-03-L)  
 -S: SELECTIVE GOLD (USE T-1S15-03-S)  
 -LM: LIGHT SELECTIVE GOLD, MATTE TIN TAIL (USE T-1S15-03-L)  
 -SM: SELECTIVE GOLD, MATTE TIN TAIL (USE T-1S15-03-S)

TAIL SPECIFICATION  
 -RA: RIGHT ANGLE  
 -FC: FLEX CARD (FOR USE WITH FCF)  
 -FE: FLEX CARD (ELEVATED) (FOR USE WITH FCF)

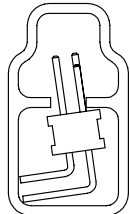
ROW SPECIFICATION  
 -D: DOUBLE ROW (USE FTSH-50-D)



PACKAGING VIEW

-RA OPTION  
 PT-1-24-01-09  
 TP-24

PARTS TO BE PACKAGED IN TUBE AS SHOWN.

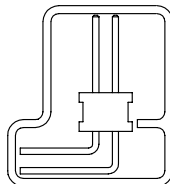


SCALE: .5x

PACKAGING VIEW

-FC, -FE  
 PT-1-24-01-45  
 TP-07

PARTS TO BE PACKAGED IN TUBE AS SHOWN.



SCALE: .5x

OPTION	"B"
-RA	.090 [2.29]
-FC	.150 [3.81]
-FE	.283 [7.19]

POSITION NUMBER	"A" $\text{\textcircled{C}}$
36, 67	.138 [3.51]
01, 17, 34, 35, 51, 68	.197 [5.00]
ALL OTHERS	.167 [4.24]

NOTES:

1. TERMINALS TO BE SHEARED TO MEET DIMENSION SPECIFICATION.
2. MINIMUM PUSHOUT FORCE: .5 LB.
3. PARTS TO BE PACKAGED IN TUBE AS SHOWN.

**PROPRIETARY NOTE**  
 THIS DOCUMENT CONTAINS INFORMATION CONFIDENTIAL AND PROPRIETARY TO SAMTEC INC. AND SHALL NOT BE REPRODUCED OR TRANSMITTED TO OTHER DOCUMENTS OR DISCLOSED TO OTHERS OR USED FOR ANY PURPOSE OTHER THAN THAT FOR WHICH IT WAS OBTAINED WITHOUT THE EXPRESSED WRITTEN CONSENT OF SAMTEC INC.



520 PARK EAST BLVD. NEW ALBANY, INDIANA 47150  
 PHONE (812) 944-6733 P.O. BOX 1147  
 CODE 55322

MADE BY: PURVIS 09-19-97

HPT-134-XX-XX-D-XX  
 SHEET 1 OF 1