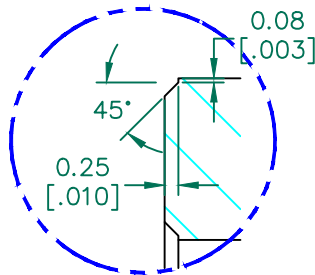
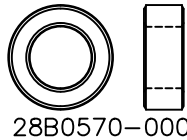


SECTION A-A



DETAIL A CHAMFER

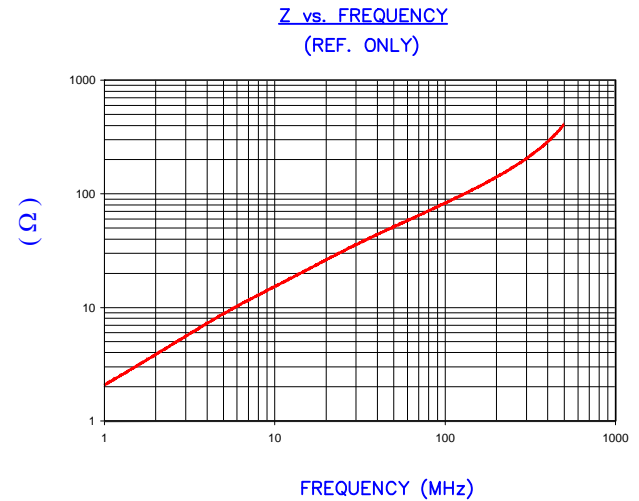
SCALE DRAWING 1:1



28B0570-000

ROHS

IMPEDANCE ( Z )			
Frequency	25 MHz	100 MHz	300 MHz
Nominal (REF)	32 Ω	82 Ω	200 Ω
Minimum	- Ω	66 Ω	- Ω



AGILENT E4991A Impedance/Material Analyzer  
HP 16092A Test Fixture

NOTES: UNLESS OTHERWISE SPECIFIED

- COSMETIC SPECIFICATION REFER TO WI-QA-038.

BARE DIMENSIONS

A	14.48 [.570]	±	0.25 [.010]
B	8.51 [.335]	±	0.15 [.006]
C	5.51 [.217]	±	0.13 [.005]

WEIGHT/K 2.91 kgs 6.42 Lbs

DIMENSIONS ARE IN MM [INCHES].				This print is the property of Laird Tech. and is loaned in confidence subject to return upon request and with the understanding that no copies shall be made without the written consent of Laird Tech. All rights to design or invention are reserved.			
REV	DESCRIPTION	DATE	INT				
H	UPDATE THE LOGO	05/13/15	QIU	PROJECT/PART NUMBER: <b>28B0570-000</b>		REV <b>H</b>	DRAWN BY: JAZ
G	UPDATE COMPANY LOGO	12/28/12	QIU				
F	CHANGE P/N FROM 00*, REM COATINGS UPDATE FORMAT, Z SPECS, ADD CURVE	07/14/03	JRK				
E	CORRECT A DIM WITH DOUBLE COATING	05/23/02	JRK				
D	UPDATE PRINT FORMAT ADD DETAIL A	04/17/02	JRK				
C	P/N WAS "000". ADD COATING SPECS.	01/08/99	BAC				
B	UPDATED P/N FOR NEW CATALOG	12/01/95	JBE				
A	ORIGINAL DRAFT	05/10/94	JAZ				
REV	DESCRIPTION	DATE	INT				
				CAD # 28B0570-000-H		TOOL # B0570	
						MATERIAL: <b>FERRITE</b>	