

Plastic connector with metal coupling system

Description

"UTG" Metalok Bantam plastic industrial circular connectors with metal coupling are a range of multiway connectors to provide the complete answer to the need for lightweight, robust circular connectors. They are available in 8 shell sizes, 11 insert arrangements **all intermateable, interchangeable and intermountable** with the TRIM TRIO "UTO" and "UTP" industrial connector families.



Features and benefits

- Available in 8 shell sizes and 11 insert arrangements incl. 3 VDE versions.
- Available in plug and receptacle versions for both male and female contacts.
- Connectors and accessories are moulded from highly durable glass-filled thermoplastic.
- Flammability rating: UL94-V0.
- Metal bayonet ring:
 - Metal wave spring loaded.
 - Locks with audible positive "click"
 - Assures 500 matings and unmatings
 - UL recognized file Nr.: E238675

Performance characteristics

Operating temperature:	-55°C to +125°C
Insulation resistance:	5000 MΩ min.
Test potential:	2000 VAC
Durability:	500 matings and unmatings.
Vibration resistance:	Per MIL-STD202 method 204
Thermal shock:	Per MIL-STD202 method 207
Degree of protection per DIN 40050: IP65 in mated condition. "H" version used with waterprotected backshells.	

Construction

Connector body	Glass filled thermoplast UL94-V0 Colour: black
Coupling ring:	Nickel plated brass
Tri-lock pins:	Stainless steel
Coupling spring:	Spring steel

Contact accommodation

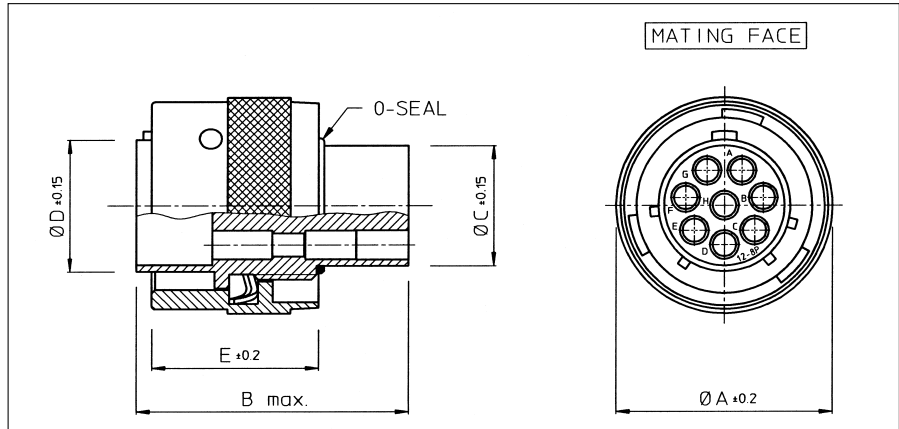
- "UTG" connectors accept TRIM TRIO size 16 removable snap-lock contacts (see contact section)
- Contacts to be ordered separately.

How to order

Connector family :	UTG	0	14	12	P		H	--
	UTG	6	14	12	S	N		--
Body variation:	0 : Wall mounting receptacle 6 : Cable plug 1 : Free hanging receptacle							
Shell size:								
Insert arrangement:								
Type of contacts:	P : Pin contacts S : Socket contacts							
Plating	N : Nickelplated bayonet ring							
Application	No letter : Standard version H : Water protected version (only receptacle)							
Design variation	No letter : Moulded-in contact marking (standard version) Others : Specials versions							



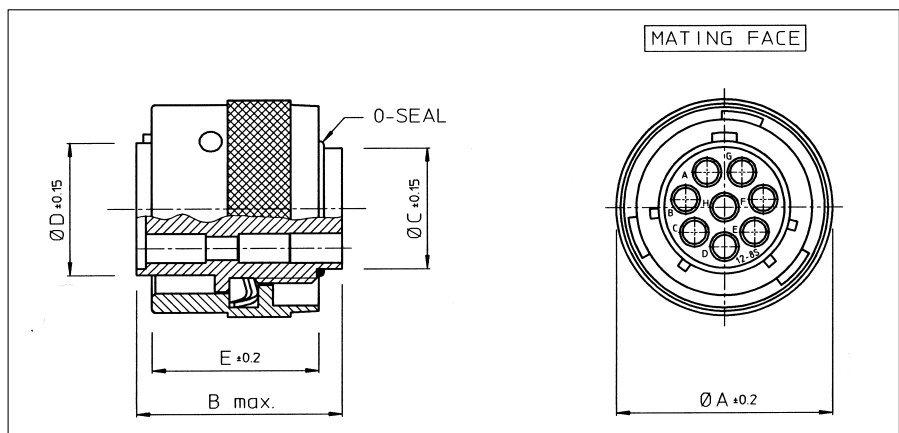
Cable plug for pin contacts (UTG6- - - -PN)



Part number	Shell size	Ø A ±0.2	B max.	Ø C ±0.15	Ø D ±0.15	E ±0.2
UTG6104PN / UTG6103PNVDE	10	21.6	31.8	10.9	12.2	19.1
UTG6128PN	12	24.8		13.8	15.1	
UTG61412PN	14	28.0		17.0	18.3	
UTG61619PN	16	31.2		19.9	21.5	
UTG61823PN / UTG6187PNVDEU	18	34.3	31.8 / 33.0	22.4	24.0	
UTG62028PN / UTG62020PN	20	37.5	31.8 / 35.3	25.6	27.2	
UTG62235PN	22	40.7	31.8	26.5	30.4	
UTG62448PN	24	43.9		31.7	33.5	

Part numbers are suitable for both standard and IP65 water protection versions.

Cable plug for socket contacts (UTG6- - - -SN)



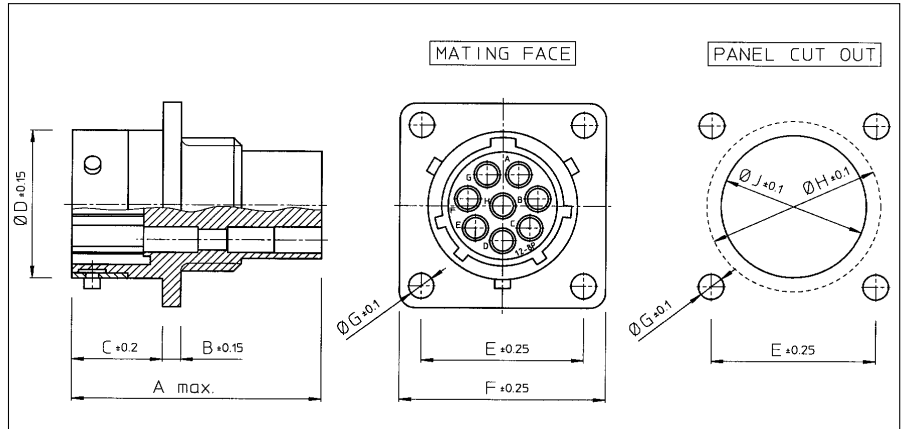
Part number	Shell size	Ø A ±0.2	B max.	Ø C ±0.15	Ø D ±0.15	E ±0.2
UTG6104SN / UTG6103SNVDE	10	21.6	23.9 / 26.75	10.9	12.2	19.1
UTG6128SN	12	24.8	23.9	13.8	15.1	
UTG61412SN	14	28.0		17.0	18.3	
UTG61619SN	16	31.2	19.9	21.5		
UTG61823SN / UTG6187SNVDEU	18	34.3	23.9 / 29.0	22.4	24.0	
UTG62028SN / UTG62020SN	20	37.5	24.9	25.6	27.2	
UTG62235SN	22	40.7		28.5	30.4	
UTG62448SN	24	43.9	26.2	31.7	33.5	

Part numbers are suitable for both standard and IP65 water protection versions.

UTG



Wall mounting receptacle for pin contacts (UTG0- - - -P)

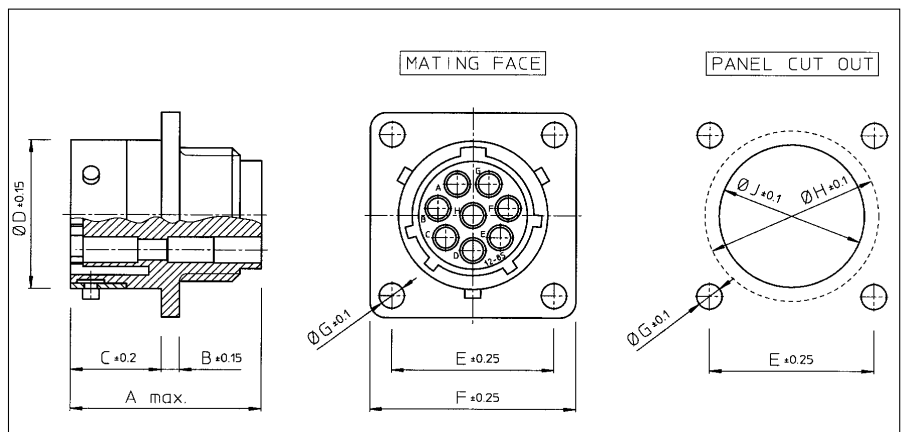


Part number	Shell size	A max.	B ±0.15	C ±0.2	Ø D ±0.15	E ±0.25	F -0.25	Ø G ±0.1	Ø H ±0.1	Ø J ±0.1
UTG0104P / UTG0103PVDE	10	31.7	2.3	11.3	15.0	18.3	23.8	3.2	17.3	15.1
UTG0128P	12				19.0	20.6	26.2		21.8	18.2
UTG01412P	14				22.2	23.0	28.6		25.0	21.4
UTG01619P	16				25.3	24.6	31.0		28.1	24.6
UTG01823P / UTG0187PVDEU	18	31.7/34.0	2.5	11.3/17.9	28.5	27.0	33.3	3.9	31.3	27.8
UTG02028P / UTG02020P	20	33.3/34.3			14.5	31.7	29.4		36.5	34.5
UTG02235P	22	33.3	3.5	15.3	34.9	31.8	39.7	3.9	37.7	34.1
UTG02448P	24				38.0	34.9	42.9		40.9	37.3

For IP65 waterprotected version add "H" behind "P" e.g. UTG01412PH

A square flange sealing has to be ordered separately to guarantee a sealing with the equipment. Refer to "Circular accessories" section (UTFD--).

Wall mounting receptacle for socket contacts (UTG0- - - -S)



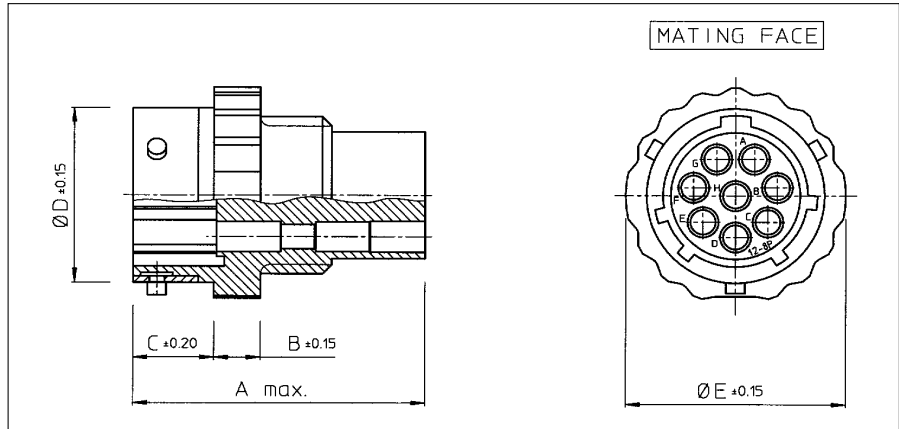
Part number	Shell size	A max.	B ±0.15	C ±0.2	Ø D ±0.15	E ±0.25	F -0.25	Ø G ±0.1	Ø H ±0.1	Ø J ±0.1
UTG0104S / UTG0103SVDE	10	24.3/27.6	2.3	11.3	15.0	18.3	23.8	3.2	17.3	15.1
UTG0128S	12	24.3			19.0	20.6	26.2		21.8	18.2
UTG01412S	14				22.2	23.0	28.6		25.0	21.4
UTG01619S	16	25.3			24.6	31.0	28.1		24.6	
UTG01823S / UTG0187SVDEU	18	24.3/30.4	2.5	11.3/17.9	28.5	27.0	33.3	3.9	31.3	27.8
UTG02028S / UTG02020S	20	27.0			14.5	31.7	29.4		36.5	34.5
UTG02235S	22	28.0	3.5	15.3	34.9	31.8	39.7	3.9	37.7	34.1
UTG02448S	24				30.4	38.0	34.9		42.9	40.9

For IP65 waterprotected version add "H" behind "S" e.g. UTG01412SH

A square flange sealing has to be ordered separately to guarantee a sealing with the equipment. Refer to "Circular accessories" section (UTFD--).



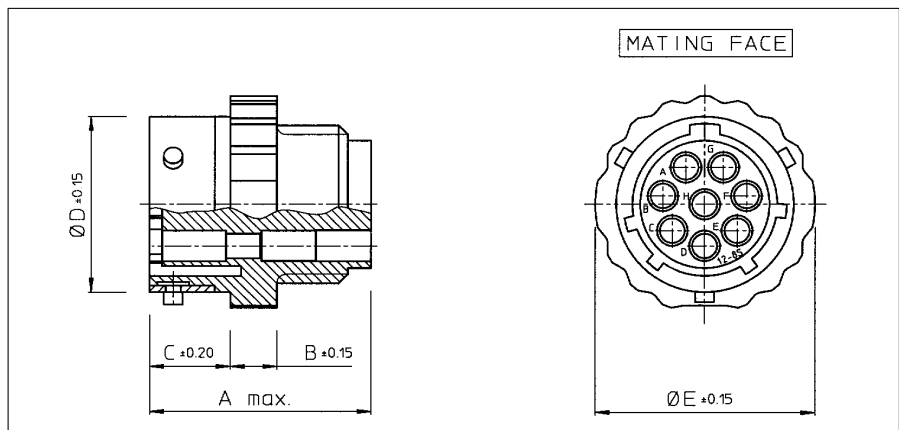
Free hanging receptacle for pin contacts (UTG1- - - -P)



Part number	Shell size	A max.	B ±0.15	C ±0.2	Ø D ±0.15	Ø E ±0.15
UTG1104P / UTG1103PVDE	10	31.7	5.0	8.65	15.0	19.5
UTG1128P	12				19.0	23.5
UTG11412P	14				22.2	27.0
UTG11619P	16				25.3	30.0
UTG11823P / UTG1187PVDEU	18	31.7/34.0	5.0	8.65/15.35	28.5	33.0
UTG12028P / UTG12020P	20	33.3/34.3		12.05	31.7	36.5
UTG12235P	22	33.3		13.85	34.9	39.5
UTG12448P	24				38.0	42.5

For IP65 waterprotected version add "H" behind "P" e.g. UTG11412PH

Free hanging receptacle for socket contacts (UTG1- - - -S)



Part number	Shell size	A max.	B ±0.15	C ±0.2	Ø D ±0.15	Ø E ±0.15
UTG1104S / UTG1103SVDE	10	24.3/27.6	5.0	8.65	15.0	19.5
UTG1128S	12	24.3			19.0	23.5
UTG11412S	14				22.2	27.0
UTG11619S	16				25.3	30.0
UTG11823S / UTG1187SVDEU	18	24.3/30.4	5.0	8.65/15.35	28.5	33.0
UTG12028S / UTG12020S	20	25.9		12.05	31.7	36.5
UTG12235S	22			13.85	34.9	39.5
UTG12448S	24					38.0

For IP65 waterprotected version add "H" behind "S" e.g. UTG11412SH